




Set Screws for Pinion Gears

Use this chart to match the set screw to the pinion gear.

Pinions	Set Screws		
			
	<p>#3862 5-40 x 1/8</p>	<p>#25225 M3x3mm</p>	<p>#25223 M4x3mm</p>
#1335 - 1353		X	
#8253 - 8272	X		
#21152 - 21160		X	
#89512 - 89517			X
#89593, 89594, 89595			X
#91162 - 91166			X

