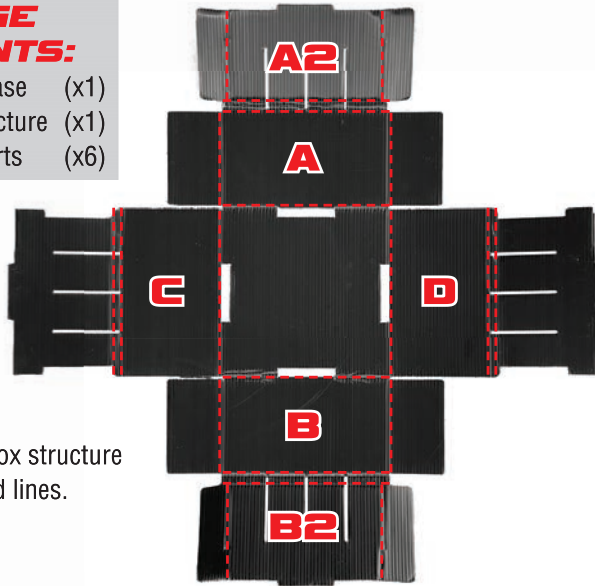


**PACKAGE CONTENTS:**

- Nylon Outer Case (x1)
- Main Box Structure (x1)
- Main Box Inserts (x6)



**STEP 1**

Pre-fold main box structure along perforated lines.


**STEP 2**

Stand up sides A and B, fold A2 and B2 over, and bend flaps in toward the center.



**STEP 3**

Fold C and D over the flaps from previous step and tuck tabs into slots in the bottom.




**STEP 4**

The main box insert is composed of 6 pieces: 3 tops and 3 bottoms.



**STEP 5**

Align slotted area in top pieces with slotted area in the bottom pieces to create a 16-square grid.



**STEP 6**

Place main box insert into main box structure. Be sure insert tabs are towards the top of the main box structure.



**VIDEO INSTRUCTIONS**

For video instructions, scan the code or enter this link in your browser.  
[www.tinyurl.com/FluidBag](http://www.tinyurl.com/FluidBag)