



#91182 4x4 Chassis Brace Supplement

:: Remove Inner Body Mounts

Original Rear Shock Tower



Revised Rear Shock Tower



The rear shock tower (#91023) has been updated.

We recommend the new version shock tower when using the chassis brace.



Remove the inner body mount posts, front and rear.



Replace the rear inner body post with the rear chassis brace support.

89224
M3x16mm
shcs

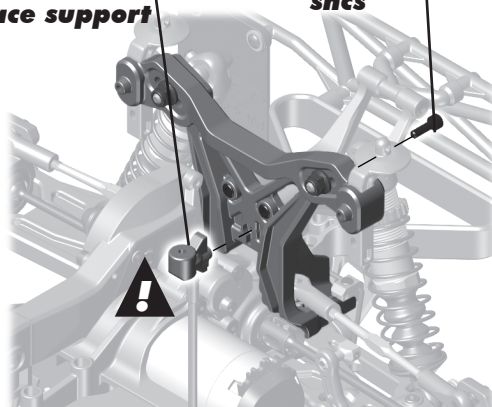
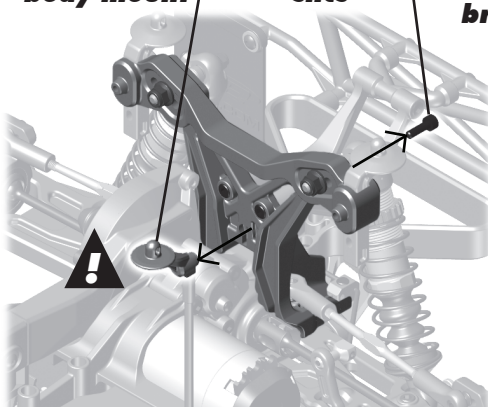
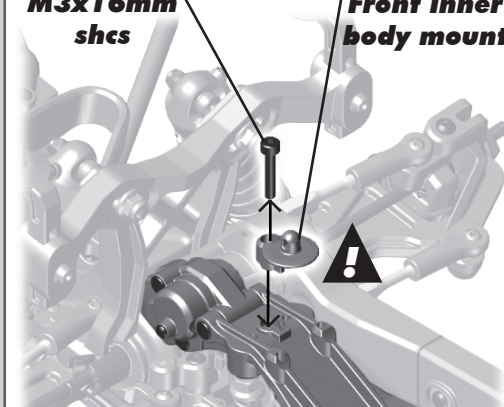
91004
Front inner
body mount

91004
Rear inner
body mount

25620
M3x10mm
shcs

91183
Rear chassis
brace support

25620
M3x10mm
shcs



:: Install Center Chassis Brace

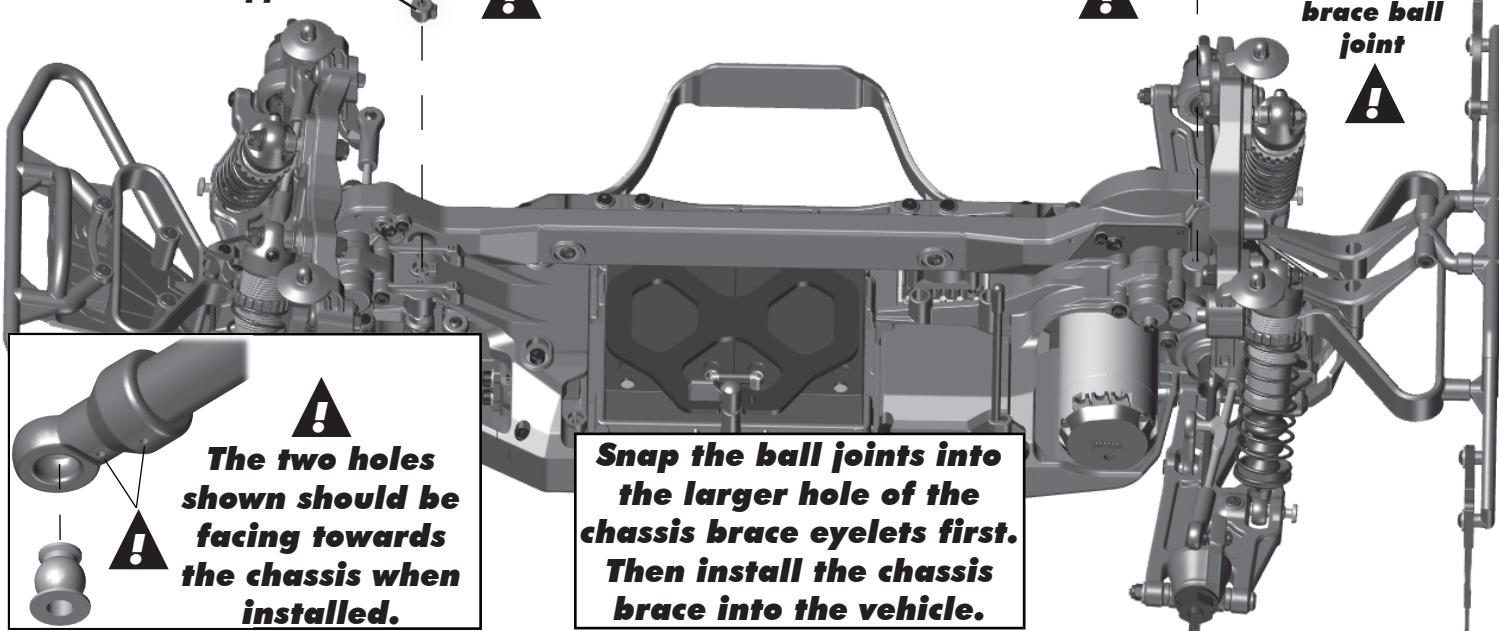
89211
M3x26mm
fhcs

91183
Front chassis
brace support

91184
Chassis
brace

89209
M3x18mm
fhcs

91184
Chassis
brace ball
joint



The two holes shown should be facing towards the chassis when installed.

Snap the ball joints into the larger hole of the chassis brace eyelets first. Then install the chassis brace into the vehicle.