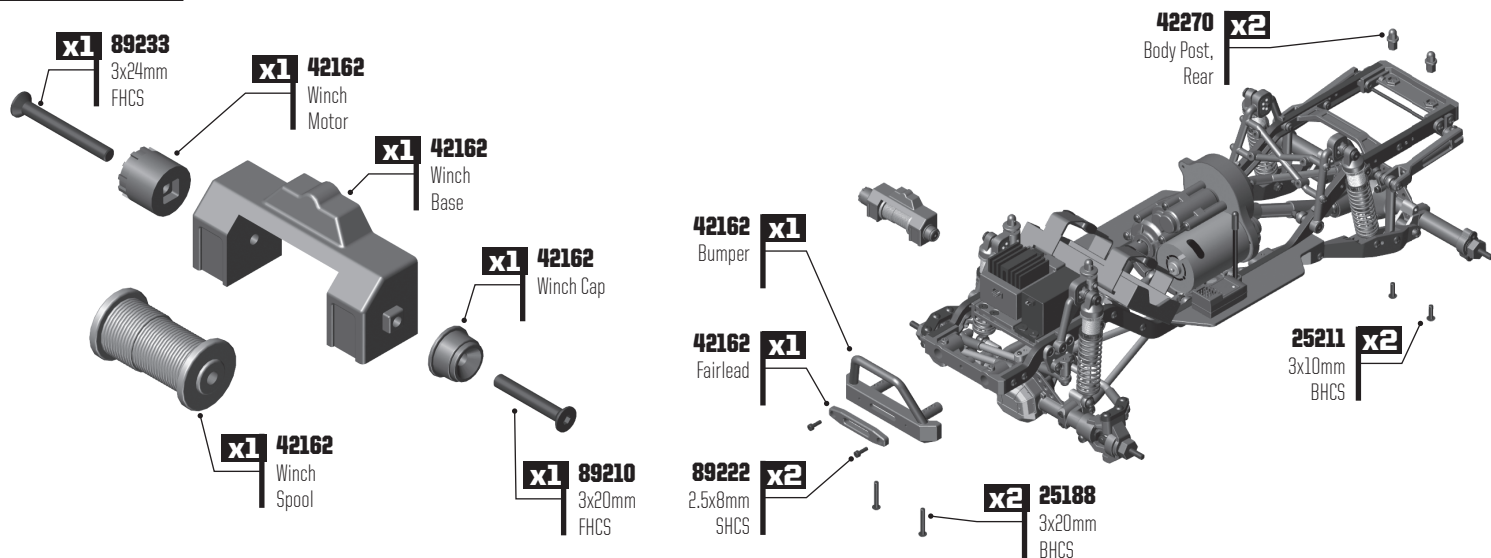


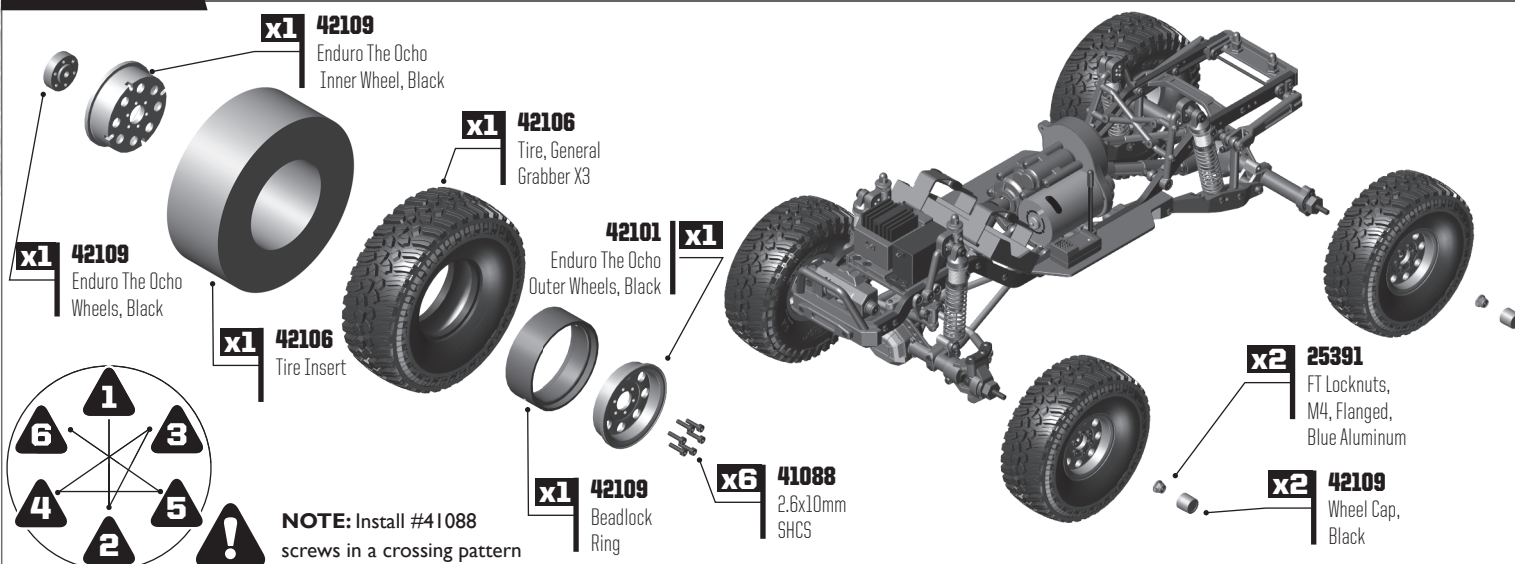
GATE 01

CAGE BUILD: BAG 10



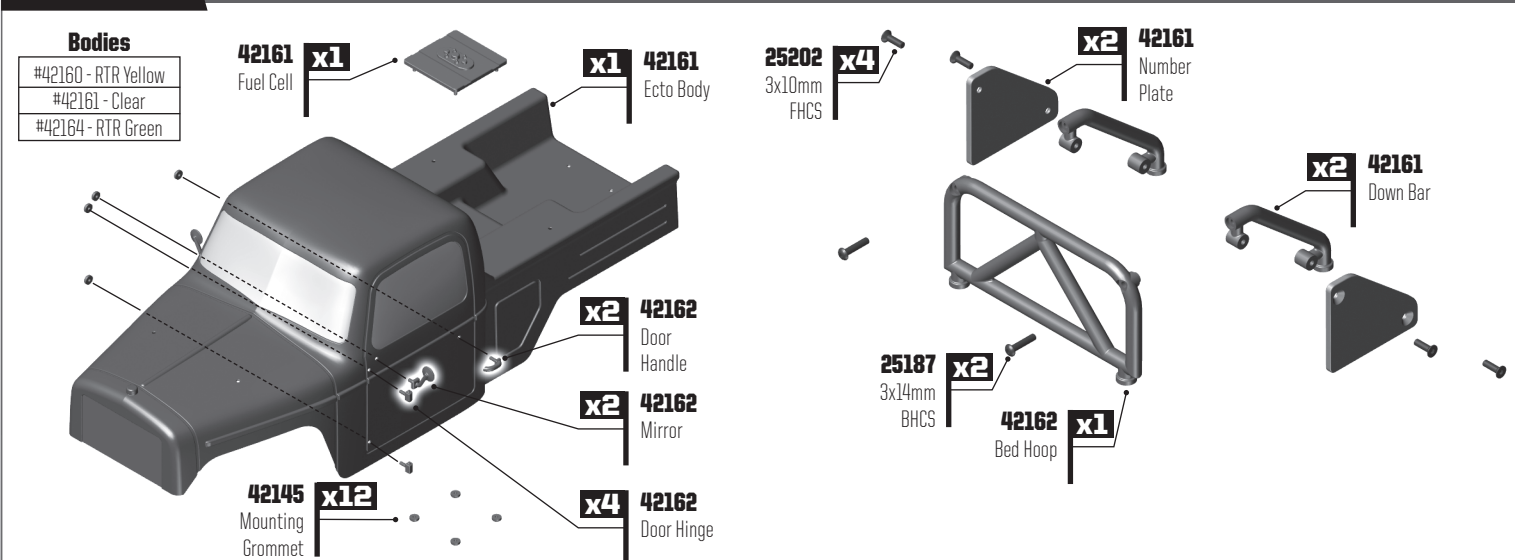
GATE 02

CAGE BUILD: BAG 10



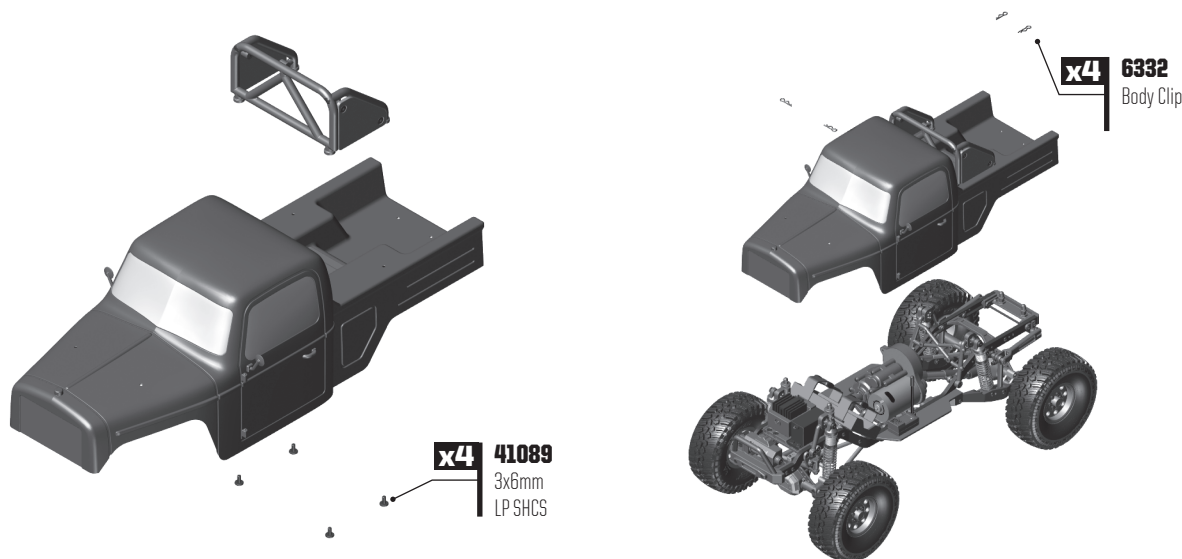
GATE 03

CAGE BUILD: BAG 10



GATE 04

CAGE BUILD: BAG 10



TRAIL TIPS AND CHECKLIST

PREPARING TO HIT THE TRAIL:

When preparing to hit the trail, it's a good idea to have a checklist to make sure you have everything and don't end up having to head back early. We've compiled a checklist of the things we think you'll need on the trail. We've also left some space for you to add your specific items to the list. Keep in mind these are suggestions and every person will require different items. Weather and altitude will also dictate how much food and water a person will require. Do a little research first before heading out for a full day on the trail.

- | | |
|--|---|
| <input type="checkbox"/> Vehicle with charged battery | <input type="checkbox"/> 1-2 spare charged batteries for your rig |
| <input type="checkbox"/> Radio with charged batteries | <input type="checkbox"/> Spare radio batteries |
| <input type="checkbox"/> Check all nuts and screws and tighten them. Including wheel nuts! | <input type="checkbox"/> Backpack |
| <input type="checkbox"/> Spare parts (nuts, screws, body clips, and anything that may wear or break) | <input type="checkbox"/> Water (2 liters per person minimum) |
| <input type="checkbox"/> Sturdy shoes (Hiking boots or something with grip and ankle support) | <input type="checkbox"/> Element hat or beanie |
| <input type="checkbox"/> Element hoodie or jacket | <input type="checkbox"/> Snacks (protein bars, trailmix, etc.) |
| <input type="checkbox"/> Sunscreen | <input type="checkbox"/> Bug spray |
| <input type="checkbox"/> Nut drivers (Factory Team Nut Drivers #1507, 1508) | <input type="checkbox"/> Lip balm |
| <input type="checkbox"/> Allen wrenches (Factory Team Hex Driver set #1655) | <input type="checkbox"/> Cell phone and charger |
| <input type="checkbox"/> Headlight or flashlight with spare batteries | <input type="checkbox"/> Compact action camera |
| <input type="checkbox"/> Camera | <input type="checkbox"/> Tripod |

TREAD LIGHTLY:

Remember, when driving your rig out on the trails, it's important to tread lightly. We all know that the best place to enjoy our hobby is out in nature, and that means we need to preserve it for future hobbyist so we all have a place to enjoy. Here are a few tips to remember when out on the trail.

• Pack In/Pack Out:

Don't leave anything behind. Whether it's trash, parts, or food. If you brought it, take it with you.

• National and Public Parks:

If visiting a national park, leave the RC cars at home. It is illegal to drive any radio-control vehicle within national park boundaries. Public parks are slightly different, some may allow radio-control vehicles and others may not.

Check with your local officials before driving in a public park.

• Be Considerate:

Wherever you drive your radio-control car, always be considerate of others. Hikers, bicyclists, and animals should always be given the right of way.

• Keep It Quiet:

If you're sharing an area with other people, try to keep the noise to a minimum. If you come across animals or anglers, please be considerate and give them space.

• Give A Hoot, Don't Pollute:

When enjoying the outdoors take your trash with you. Not only is it bad for the environment, it's unsightly. If you see trash, pick it up, even if it isn't yours. If we all do our part we can work together to keep our planet beautiful for future generations.

• Only You Can Prevent Wild Fires:

Some of us like to mix camping with RC cars. This is great! Just remember to follow all safety precautions and put out any camp fires before calling it a night. Also, be sure to unplug and **store all LiPo batteries in LiPo sacks and a fire resistant storage device.**