


Monster GT Forward-Only Conversion Kit

Section 1:

Installing the Forward-Only Conversion Kit


Remove your main transmission from the truck (see Section 3 in the Monster GT User's Guide for instructions). Follow these steps to install the Forward-Only Conversion Kit into your truck.

Required Tools:




MGT Forward Only Conversion Kit (Part #25415)


1




2




3



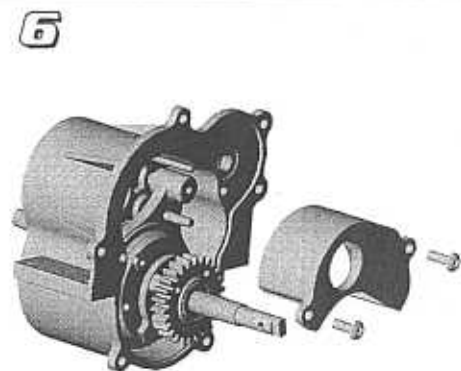
4



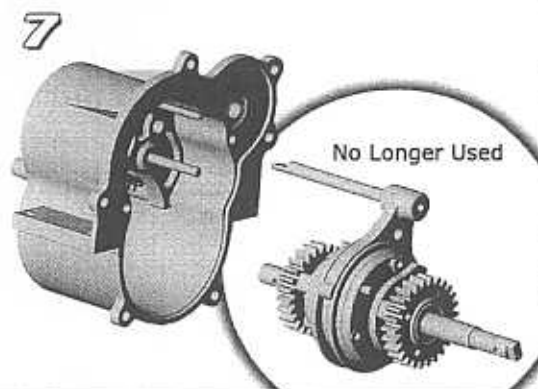
5



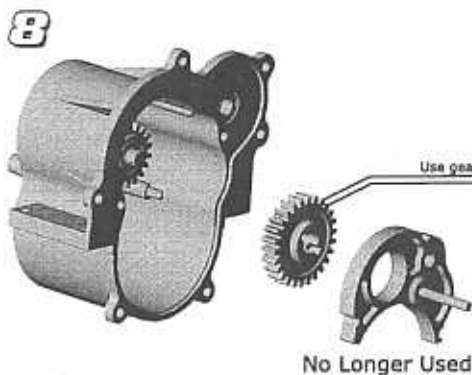
6



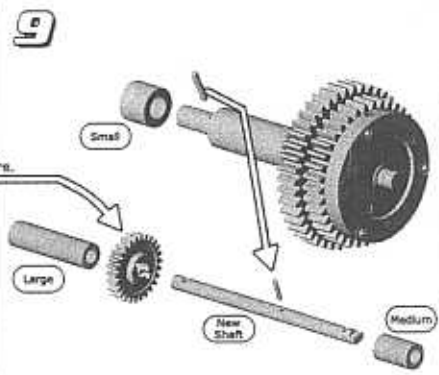
7




8



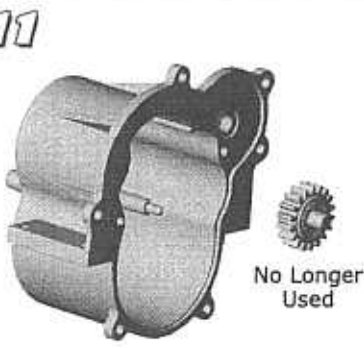
9




10



11



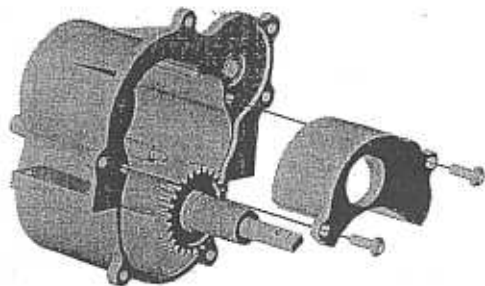
12




Forward-Only Conversion Kit Notes

Some parts will no longer be used after you install the Forward-Only Conversion Kit. It is advised that you keep these parts in a parts box for future use.


13




14



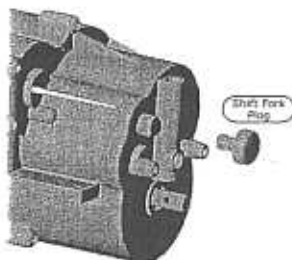
15



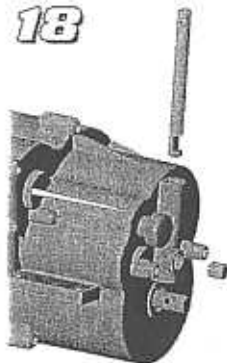
16



17



18



Section 1:

COMPLETE!

Your transmission is now ready to be installed into your Monster GT. Please see Section 3 of the Monster GT User's Guide for instructions.