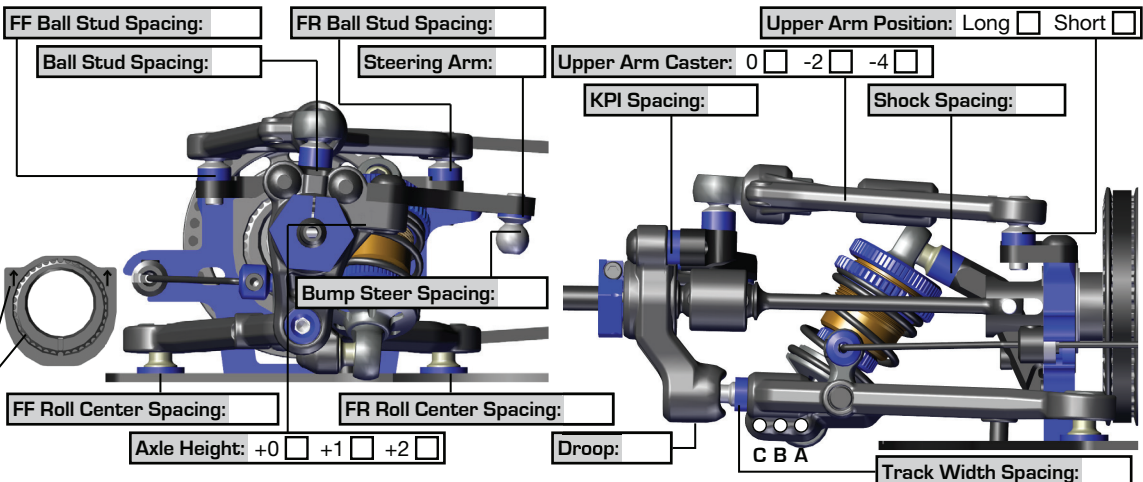


Front Suspension:

Ride Height: _____
Camber: _____
Toe: _____
Anti-Roll Bar: _____
Wheel Hex: _____
Steering Block Type: _____
Lower Arm Type: _____
Upper Arm Type: _____
Diff Height Insert: High ☐ Low ☐
Diff Bearing Cam: High ☐ Low ☐
Notes: _____

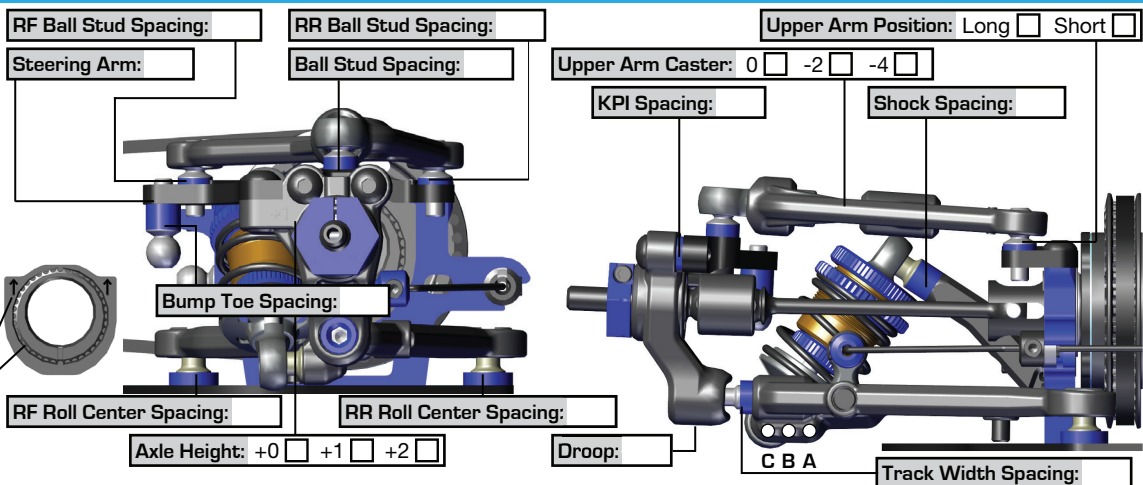
FF Ball Stud Spacing: _____ FR Ball Stud Spacing: _____ Upper Arm Position: Long ☐ Short ☐
Ball Stud Spacing: _____ Steering Arm: _____ Upper Arm Caster: 0 ☐ -2 ☐ -4 ☐
KPI Spacing: _____ Shock Spacing: _____
Bump Steer Spacing: _____
FF Roll Center Spacing: _____ FR Roll Center Spacing: _____
Axle Height: +0 ☐ +1 ☐ +2 ☐ Droop: _____
C B A Track Width Spacing: _____



Rear Suspension:

Ride Height: _____
Camber: _____
Toe: _____
Anti-Roll Bar: _____
Wheel Hex: _____
Steering Block Type: _____
Lower Arm Type: _____
Upper Arm Type: _____
Diff Height Insert: High ☐ Low ☐
Diff Bearing Cam: High ☐ Low ☐
Notes: _____

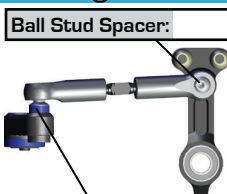
RF Ball Stud Spacing: _____ RR Ball Stud Spacing: _____ Upper Arm Position: Long ☐ Short ☐
Steering Arm: _____ Ball Stud Spacing: _____ Upper Arm Caster: 0 ☐ -2 ☐ -4 ☐
KPI Spacing: _____ Shock Spacing: _____
Bump Toe Spacing: _____
RF Roll Center Spacing: _____ RR Roll Center Spacing: _____
Axle Height: +0 ☐ +1 ☐ +2 ☐ Droop: _____
C B A Track Width Spacing: _____



Steering and Electronics:

Ball Stud Spacer: _____
Servo Horn Type
Servo Horn: ☐
Servo Saver: ☐
Servo Horn Height: _____
Servo: _____
Steering Lock (In): _____
Radio: _____
Timing: _____
Battery: _____
Note: _____

Ball Stud Spacer: _____
Motor / Turn: _____
Spur: _____
Pinion: _____
ESC: _____

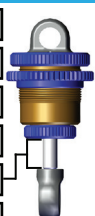


Drivetrain:

	Front	Rear
Type: Spool: <input type="checkbox"/> Diff: <input type="checkbox"/>		
Fluid: _____		
Gear Material: _____		
Gear Type: _____		
Notes: _____		
Tires: _____	Body: _____	
Additive: _____	Wing: _____	
Body Position: Fwd: <input type="checkbox"/> Mid: <input type="checkbox"/> Back: <input type="checkbox"/>		
Note: _____		

Shocks:

	Front	Rear
Piston: _____		
Fluid: _____		
Spring: _____		
Stroke: _____		
Limiters: Int: _____ Ext: _____ Int: _____ Ext: _____		
PSD Sleeve: _____		
Shock Mount: Fixed: <input type="checkbox"/> Active: <input type="checkbox"/> Fixed: <input type="checkbox"/> Active: <input type="checkbox"/>		
Notes: _____		

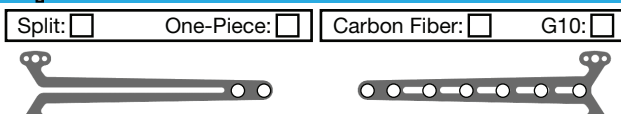


Track Info:

Size: _____ Surface: _____ Traction: _____
Temp: _____ Notes: _____

Top Deck Flex:

Split: ☐ One-Piece: ☐ Carbon Fiber: ☐ G10: ☐
Front Top Deck Type: _____ Rear Top Deck Type: _____
Notes: _____



Weight Bias and Chassis Flex:

Total Weight: _____ FT Steel Short Battery Weights: ☐ FT Steel Rear Weight: ☐
Front Bias: _____ FT Steel Battery Weights: ☐ Floating: Yes: ☐ No: ☐
Rear Bias: _____ Battery Weight: _____
FT Steel Receiver Mount: ☐ Fan: ☐ Steel Chassis: ☐
Motor Mount Flex: _____ Carbon Fiber Chassis: ☐
Other: _____

