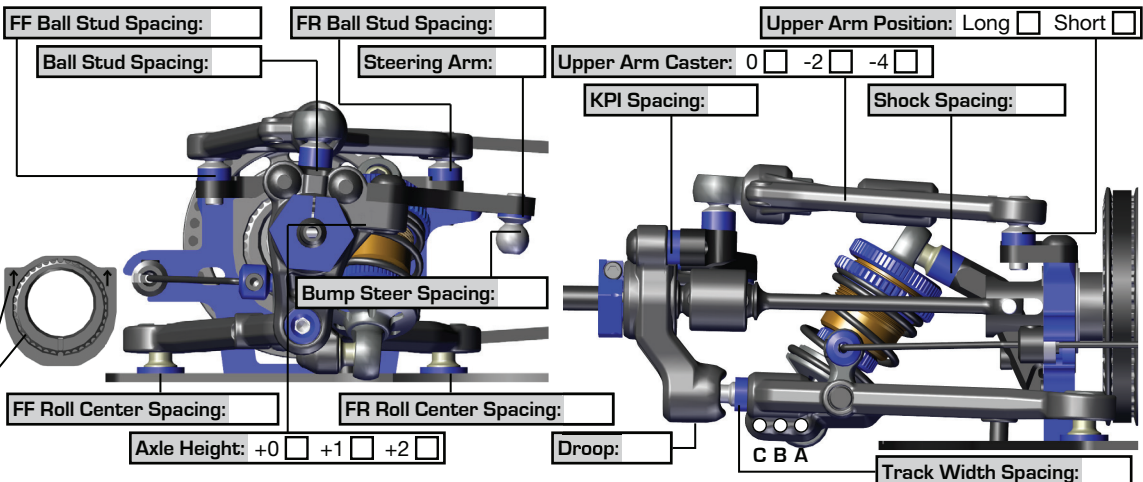


### Front Suspension:

Ride Height: \_\_\_\_\_  
Camber: \_\_\_\_\_  
Toe: \_\_\_\_\_  
Anti-Roll Bar: \_\_\_\_\_  
Wheel Hex: \_\_\_\_\_  
Steering Block Type: \_\_\_\_\_  
Lower Arm Type: \_\_\_\_\_  
Upper Arm Type: \_\_\_\_\_  
Diff Height Insert: High ☐ Low ☐  
Diff Bearing Cam: High ☐ Low ☐  
Notes: \_\_\_\_\_  
\_\_\_\_\_

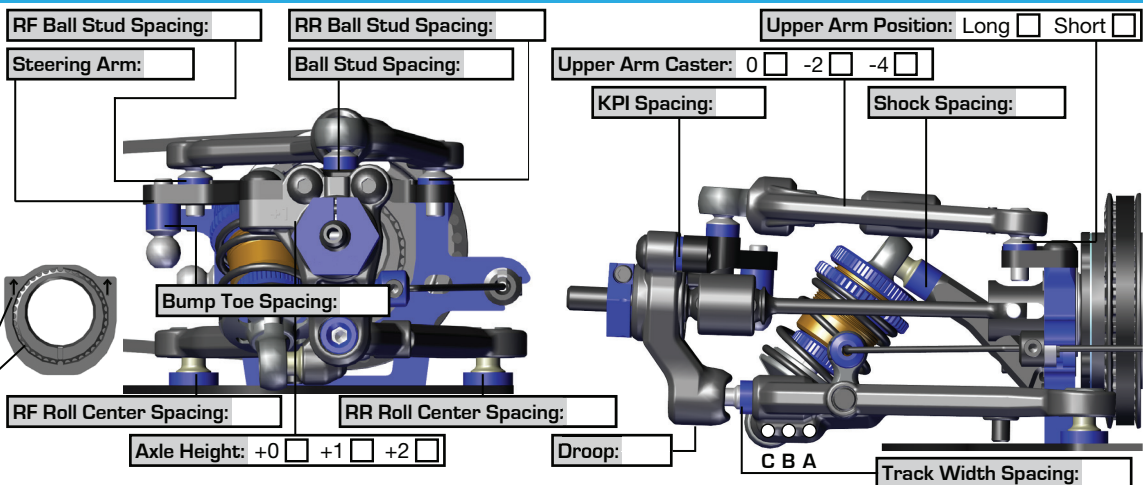
FF Ball Stud Spacing: \_\_\_\_\_ FR Ball Stud Spacing: \_\_\_\_\_ Upper Arm Position: Long ☐ Short ☐  
Ball Stud Spacing: \_\_\_\_\_ Steering Arm: \_\_\_\_\_ Upper Arm Caster: 0 ☐ -2 ☐ -4 ☐  
KPI Spacing: \_\_\_\_\_ Shock Spacing: \_\_\_\_\_  
Bump Steer Spacing: \_\_\_\_\_  
FF Roll Center Spacing: \_\_\_\_\_ FR Roll Center Spacing: \_\_\_\_\_  
Axle Height: +0 ☐ +1 ☐ +2 ☐ Droop: \_\_\_\_\_  
C B A Track Width Spacing: \_\_\_\_\_



### Rear Suspension:

Ride Height: \_\_\_\_\_  
Camber: \_\_\_\_\_  
Toe: \_\_\_\_\_  
Anti-Roll Bar: \_\_\_\_\_  
Wheel Hex: \_\_\_\_\_  
Steering Block Type: \_\_\_\_\_  
Lower Arm Type: \_\_\_\_\_  
Upper Arm Type: \_\_\_\_\_  
Diff Height Insert: High ☐ Low ☐  
Diff Bearing Cam: High ☐ Low ☐  
Notes: \_\_\_\_\_  
\_\_\_\_\_

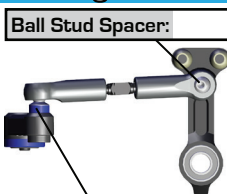
RF Ball Stud Spacing: \_\_\_\_\_ RR Ball Stud Spacing: \_\_\_\_\_ Upper Arm Position: Long ☐ Short ☐  
Steering Arm: \_\_\_\_\_ Ball Stud Spacing: \_\_\_\_\_ Upper Arm Caster: 0 ☐ -2 ☐ -4 ☐  
KPI Spacing: \_\_\_\_\_ Shock Spacing: \_\_\_\_\_  
Bump Toe Spacing: \_\_\_\_\_  
RF Roll Center Spacing: \_\_\_\_\_ RR Roll Center Spacing: \_\_\_\_\_  
Axle Height: +0 ☐ +1 ☐ +2 ☐ Droop: \_\_\_\_\_  
C B A Track Width Spacing: \_\_\_\_\_



### Steering and Electronics:

Ball Stud Spacer: \_\_\_\_\_  
Servo Horn Type  
Servo Horn: ☐  
Servo Saver: ☐  
Servo Horn Height: \_\_\_\_\_  
Servo: \_\_\_\_\_  
Steering Lock (In): \_\_\_\_\_  
Radio: \_\_\_\_\_  
Timing: \_\_\_\_\_  
Battery: \_\_\_\_\_  
Note: \_\_\_\_\_

Ball Stud Spacer: \_\_\_\_\_  
Motor / Turn: \_\_\_\_\_  
Spur: \_\_\_\_\_  
Pinion: \_\_\_\_\_  
ESC: \_\_\_\_\_

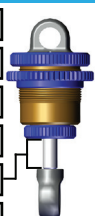


### Drivetrain:

	Front	Rear
Type: Spool: <input type="checkbox"/> Diff: <input type="checkbox"/>		
Fluid: _____		
Gear Material: _____		
Gear Type: _____		
Notes: _____		
Tires: _____	Body: _____	
Additive: _____	Wing: _____	
Body Position: Fwd: <input type="checkbox"/> Mid: <input type="checkbox"/> Back: <input type="checkbox"/>		
Note: _____		

### Shocks:

	Front	Rear
Piston: _____		
Fluid: _____		
Spring: _____		
Stroke: _____		
Limiters: Int: _____ Ext: _____ Int: _____ Ext: _____		
PSD Sleeve: _____		
Shock Mount: Fixed: <input type="checkbox"/> Active: <input type="checkbox"/> Fixed: <input type="checkbox"/> Active: <input type="checkbox"/>		
Notes: _____		

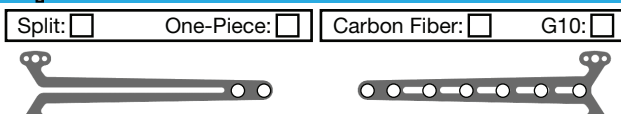


### Track Info:

Size: \_\_\_\_\_ Surface: \_\_\_\_\_ Traction: \_\_\_\_\_  
Temp: \_\_\_\_\_ Notes: \_\_\_\_\_

### Top Deck Flex:

Split: ☐ One-Piece: ☐ Carbon Fiber: ☐ G10: ☐  
Front Top Deck Type: \_\_\_\_\_ Rear Top Deck Type: \_\_\_\_\_  
Notes: \_\_\_\_\_  
\_\_\_\_\_



### Weight Bias and Chassis Flex:

Total Weight: \_\_\_\_\_ FT Steel Short Battery Weights: ☐ FT Steel Rear Weight: ☐  
Front Bias: \_\_\_\_\_ FT Steel Battery Weights: ☐ Floating: Yes: ☐ No: ☐  
Rear Bias: \_\_\_\_\_ Battery Weight: \_\_\_\_\_  
FT Steel Receiver Mount: ☐ Fan: ☐ Steel Chassis: ☐  
Motor Mount Flex: \_\_\_\_\_ Carbon Fiber Chassis: ☐  
Other: \_\_\_\_\_

