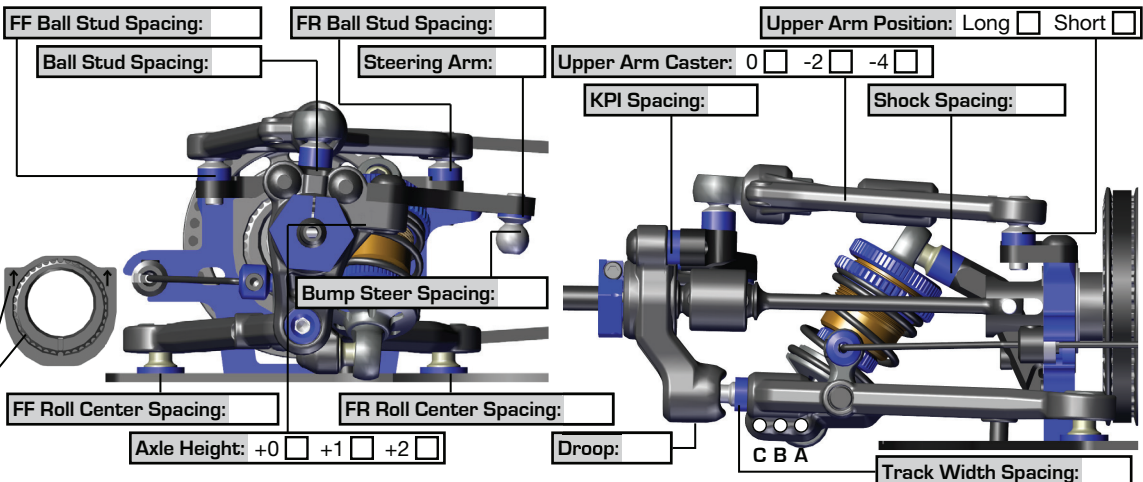


Front Suspension:

Ride Height: _____
Camber: _____
Toe: _____
Anti-Roll Bar: _____
Wheel Hex: _____
Steering Block Type: _____
Lower Arm Type: _____
Upper Arm Type: _____
Diff Height Insert: High ☐ Low ☐
Diff Bearing Cam: High ☐ Low ☐
Notes: _____

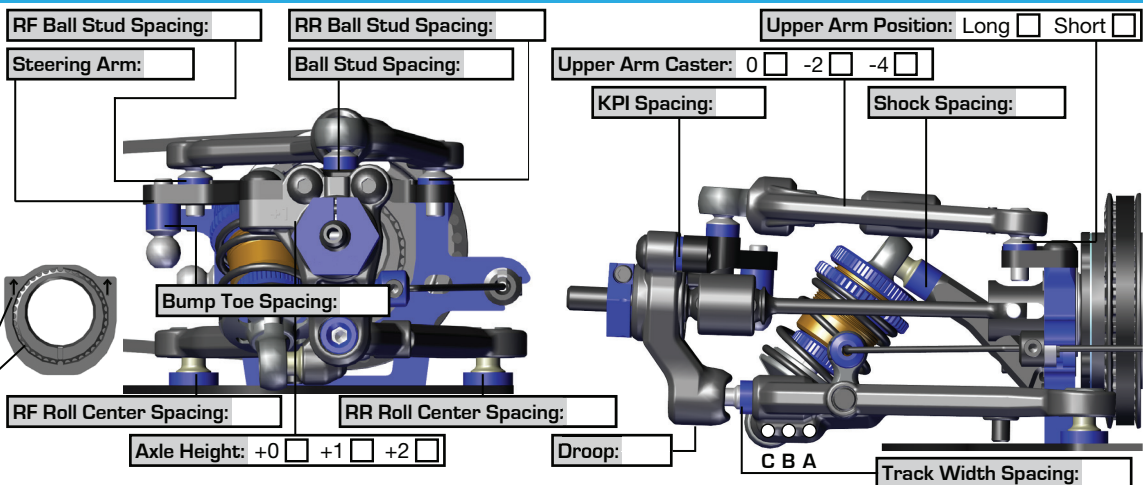
FF Ball Stud Spacing: _____ FR Ball Stud Spacing: _____
Ball Stud Spacing: _____ Steering Arm: _____
Upper Arm Position: Long ☐ Short ☐
Upper Arm Caster: 0 ☐ -2 ☐ -4 ☐
KPI Spacing: _____ Shock Spacing: _____
Bump Steer Spacing: _____
FF Roll Center Spacing: _____ FR Roll Center Spacing: _____
Axle Height: +0 ☐ +1 ☐ +2 ☐
Droop: _____
C B A
Track Width Spacing: _____



Rear Suspension:

Ride Height: _____
Camber: _____
Toe: _____
Anti-Roll Bar: _____
Wheel Hex: _____
Steering Block Type: _____
Lower Arm Type: _____
Upper Arm Type: _____
Diff Height Insert: High ☐ Low ☐
Diff Bearing Cam: High ☐ Low ☐
Notes: _____

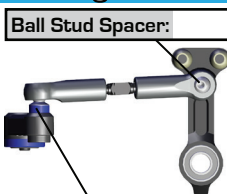
RF Ball Stud Spacing: _____ RR Ball Stud Spacing: _____
Steering Arm: _____ Ball Stud Spacing: _____
Upper Arm Position: Long ☐ Short ☐
Upper Arm Caster: 0 ☐ -2 ☐ -4 ☐
KPI Spacing: _____ Shock Spacing: _____
Bump Toe Spacing: _____
RF Roll Center Spacing: _____ RR Roll Center Spacing: _____
Axle Height: +0 ☐ +1 ☐ +2 ☐
Droop: _____
C B A
Track Width Spacing: _____



Steering and Electronics:

Ball Stud Spacer: _____
Servo Horn Type
Servo Horn: ☐
Servo Saver: ☐
Servo Horn Height: _____
Servo: _____
Steering Lock (In): _____
Radio: _____
Timing: _____
Battery: _____
Note: _____

Motor / Turn: _____
Spur: _____
Pinion: _____
ESC: _____

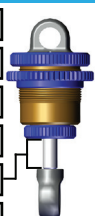


Drivetrain:

	Front	Rear
Type:	Spool: <input type="checkbox"/> Diff: <input type="checkbox"/>	Diff: <input type="checkbox"/>
Fluid:		
Gear Material:		
Gear Type:		
Notes:		
Tires:		Body: _____
Additive:		Wing: _____
Body Position:	Fwd: <input type="checkbox"/> Mid: <input type="checkbox"/> Back: <input type="checkbox"/>	
Note:		

Shocks:

	Front	Rear
Piston:		
Fluid:		
Spring:		
Stroke:		
Limiters:	Int: _____ Ext: _____	Int: _____ Ext: _____
PSD Sleeve:		
Shock Mount:	Fixed: <input type="checkbox"/> Active: <input type="checkbox"/>	Fixed: <input type="checkbox"/> Active: <input type="checkbox"/>
Notes:		

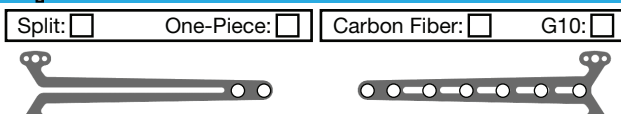


Track Info:

Size: _____ Surface: _____ Traction: _____
Temp: _____ Notes: _____

Top Deck Flex:

Split: ☐ One-Piece: ☐ Carbon Fiber: ☐ G10: ☐
Front Top Deck Type: _____ Rear Top Deck Type: _____
Notes: _____



Weight Bias and Chassis Flex:

Total Weight: _____
Front Bias: _____
Rear Bias: _____
FT Steel Short Battery Weights: ☐
FT Steel Battery Weights: ☐
FT Steel Rear Weight: ☐
Floating: Yes: ☐ No: ☐
Battery Weight: _____
FT Steel Receiver Mount: ☐ Fan: ☐
Motor Mount Flex: _____
Steel Chassis: ☐
Carbon Fiber Chassis: ☐
Other: _____

