

Driver:

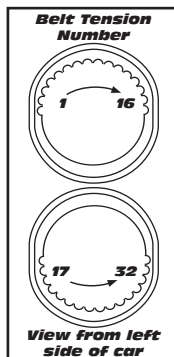
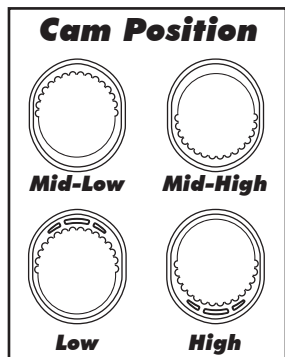
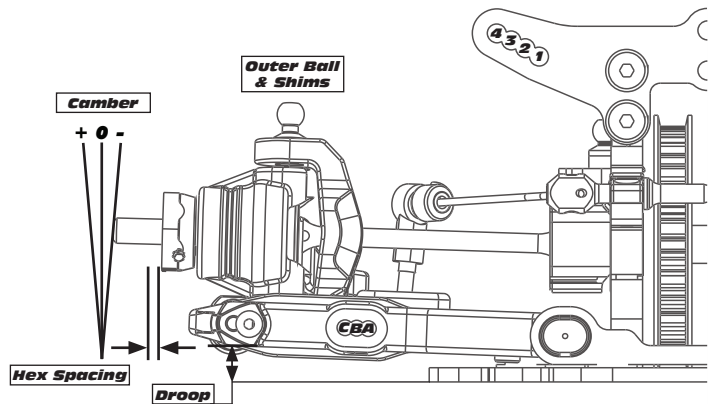
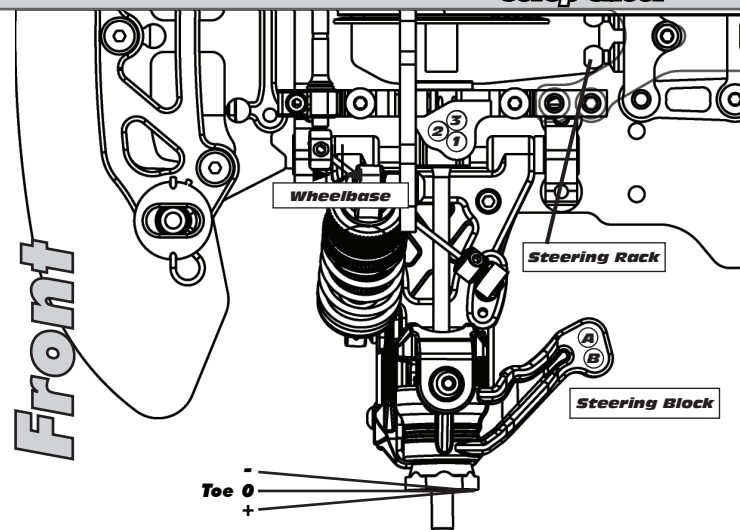
Date:

Track:

Event:

Conditions:

Rev.1



Front	Alignment	Rear
	Ride Height	
	Camber	
	Caster	N/A
N/A	Rear Hub Toe	
	Toe (Total)	
	Hex Spacing	
	Wheelbase	
	Steering Rack	N/A
	Ball & Shims	N/A
	Steering Block Position	N/A
	Steering Block Ball & Shims	N/A

Notes:

Suspension Geometry

	Shock Position	
	Camber Link Position	
	Inner Ball & Shims	
	Outer Ball & Shims	
	Outer Arm Mount Insert	
	Outer Mount Shims	
	Inner Arm Mount Insert	
	Inner Mount Shims	
	Droop	
	Anti-Roll Bar	

Notes:

Shocks

	Oil	
	Piston	
	Rebound	
	Spring	

Notes:

Differentials

	Type	
	Setting	
	Cam Position	
	Belt Tension Number	

Notes:

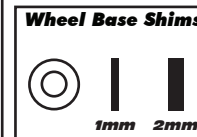
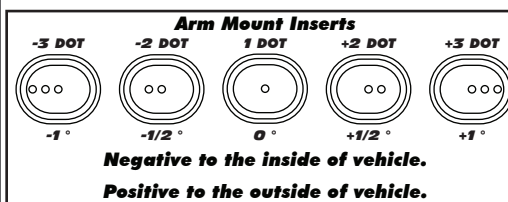
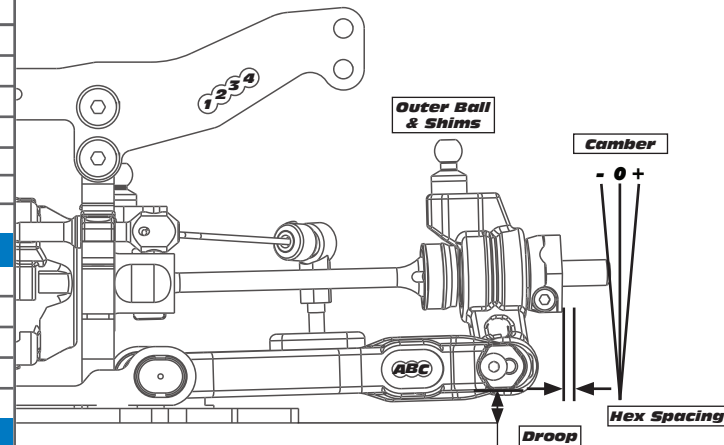
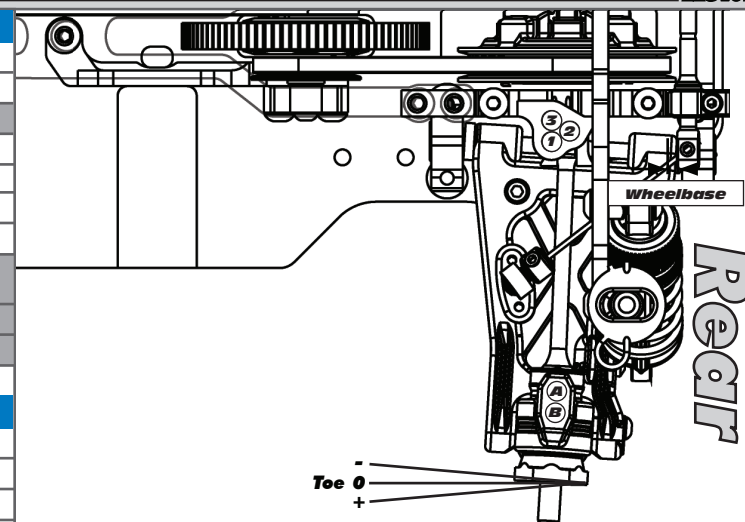
Tires

	Type	
	Tire Diameter	
	Insert & Wheel	
	Additive & Amount	

Notes:

Chassis

Chassis:	
Top Plate:	
Notes:	



Transmitter

Turning Circle:	
Steering Expo:	
Brake E.P. :	
Throttle Expo:	

Speed Control

E.S.C. Type:	
E.S.C. Settings:	
Software Version:	
Notes:	

Battery Placement

Notes:	
--------	--

Body & Wing

Notes:	
--------	--

Notes:

Notes:

:: For more setups, visit RC10.com and click on "Setup Sheets"