

# SC10BRS

SHORT COURSE-RACE SPEC



#9050 SC10B RS RTR

**BRUSHLESS  
POWERED**  
Ready-To-Run

1:10 Scale Electric 2WD Off Road Race Buggy Manual & Catalog 10/12

# TEAM ASSOCIATED



Designed in California, USA

## :: Introduction

Thank you for purchasing this Team Associated product. This assembly manual contains instructions and tips for building and maintaining your new SC10B RS RTR. Please take a moment to read through this manual to help familiarize yourself with these steps. We are continually changing and improving our designs; therefore, actual parts may appear slightly different than the illustrations. New parts will be noted on supplementary sheets located in the appropriate parts bags. Check each bag for these sheets before you start your build.

## :: RTR Features

Features of the SC10B RS RTR:

- Fully assembled 2wd short course buggy based on the multi-time National Champion SC10 truck
- Full roll cage with window nets and integral nerf bars
- Water-resistant Brushless Speed Control with reverse
- XP 2.4GHz radio system with metal gear steering servo
- Powerful Reedy 540 sized brushless motor
- Factory finished body with authentic short course graphics
- Cockpit underbody with driver figure
- KMC replica hex drive wheels and aggressive short course tires with new narrow fronts
- Blue anodized aluminum V2 coil-over shock absorbers
- Sealed gear differential with heavy-duty gears
- Molded composite chassis and battery strap that accommodates NiMH or LiPo battery packs
- Water-resistant enclosed receiver box
- Realistic front and rear bumpers designed to absorb impacts

## :: Additional Items Needed:

Your new SC10B RTR comes factory assembled including radio gear, motor, and ESC. However, there are some items you will need to complete your new kit.

Items needed:

- AA-size batteries for transmitter (x6)  
(#302, 303 recommended)
- Battery charger (peak detection charger recommended)  
(#610 NiCd/NiMH)(#604, LRP41281, LRP41555 LiPo/LiFe)
- 6 cell NiMH battery pack or 2S LiPo battery pack  
w/Deans® Ultra Plug® connector  
(#683, 684 NiMH)(#730, 731, 732, 734 LiPo)

## :: Items Included:

Tools included:

- Allen wrenches #6950 (.050", 1/16", 5/64" , 3/32")
- 1.5mm allen wrench
- Molded tools #6956
- Camber gauge #1719

## :: Other Helpful Items

Optional parts and accessories to maintain your SC10B:

- Green Slime shock lube (AE Part # 1105)
- Cyanoacrylate glue (AE Part # 1597)
- Thread Locking Compound (AE Part # 1596)
- Silicone Shock Fluid (Refer to catalog for complete listings)
- Silicone Diff Fluid (Refer to catalog for complete listings)
- Body Scissors (AE Part # 1737)
- 8 Piece Hex Driver Set (AE Part # 1655)
- FT Hex Wrenches (AE Part # 1541)
- Hobby Knife
- Needle Nose Pliers
- Wire Cutters
- Soldering Iron
- Calipers or a Precision Ruler
- Reamer / Hole Punch
- FT Nut Driver Set (AE Part # 1561)

**Associated Electrics, Inc.**  
26021 Commercentre Dr.  
Lake Forest, CA 92630



**Customer Service**  
Tel: 949.544.7500  
Fax: 949.544.7501

## :: Table of Contents

1.....Cover	19 - 23.....Roll cage
2.....Introduction	24.....Wheels and Tires
3.....Table of Contents	25 - 26.....Tuning Tips
4 - 5.....Steering System	27 - 38.....Catalog
5 - 8.....Front Suspension	38.....Contact Information
8 - 10.....Transmission	39.....Setup Sheet "RTR Setup"
11 - 12.....Rear Suspension	40.....1:1 Hardware "Fold Out"
13.....Rear Hubs	41.....Setup Sheet "Blank"
14 - 15.....Shocks	42.....Back Cover
16 - 19.....Electronics	

## :: Notes



This symbol indicates a special note or instruction in the manual.



**There is a 1:1 hardware foldout page in the back of the manual. To check the size of a part, line up your hardware with the correct drawing until you find the exact size. Each part in the foldout has a number assigned to it for ordering replacement parts.**

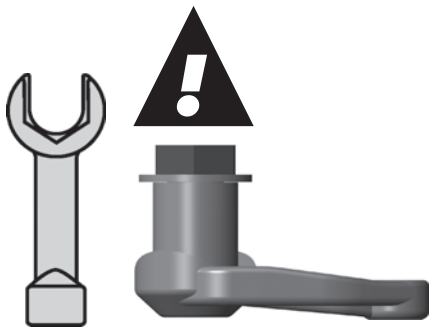
**Associated Electrics, Inc.**  
**26021 Commercentre Dr.**  
**Lake Forest, CA 92630**



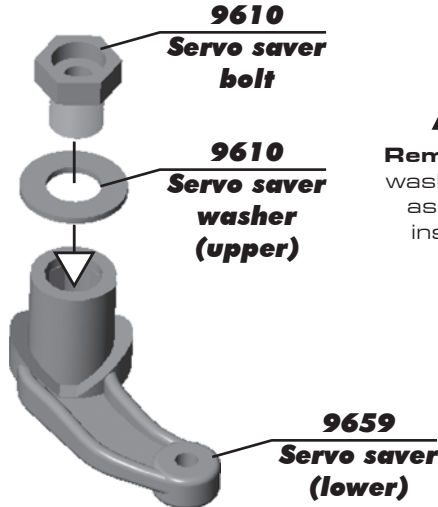
**Customer Service**  
**Tel: 949.544.7500**  
**Fax: 949.544.7501**

<http://www.TeamAssociated.com> • <http://www.RC10.com> • [http://twitter.com/Team\\_Associated](http://twitter.com/Team_Associated) • <http://bit.ly/AEonFacebook>

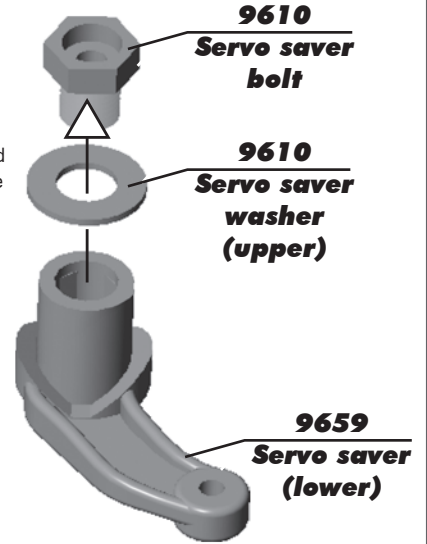
**:: Steering System**



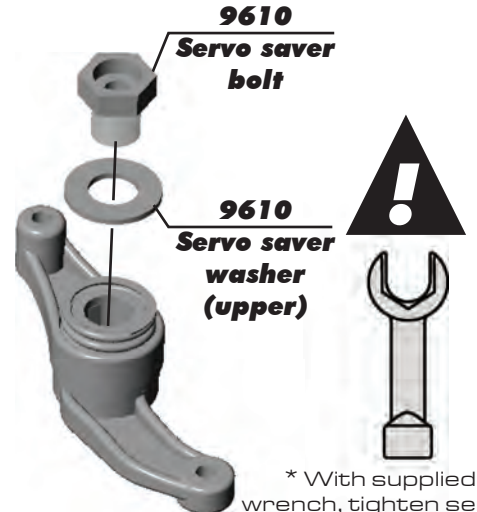

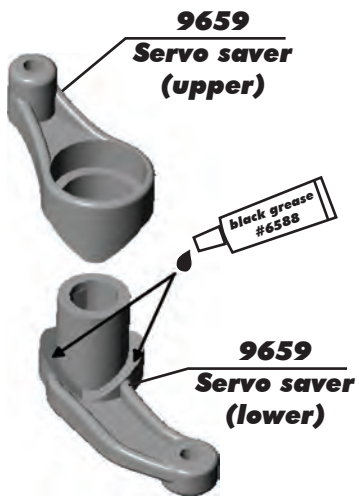
\* With supplied wrench, tighten servo saver bolt completely, **until it hits bottom**. Do not overtighten.



Remove bolt and washer, continue assembly per instructions.

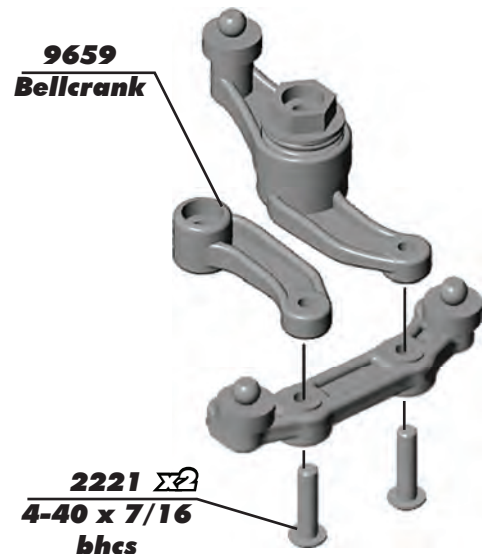
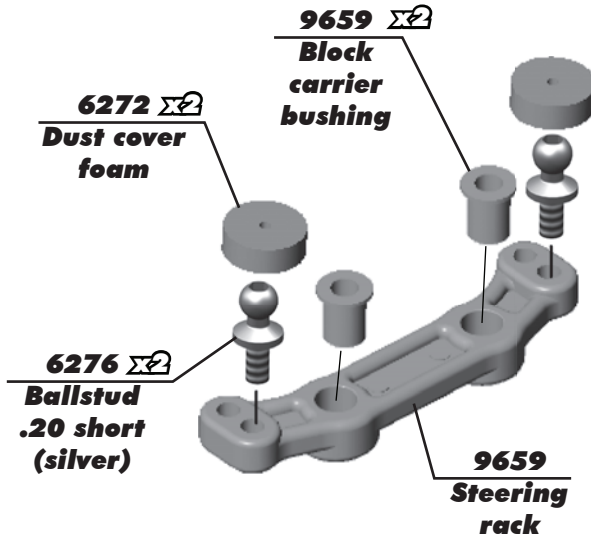


**:: Steering System (cont.)**



\* With supplied wrench, tighten servo saver bolt completely. Do not overtighten.

**:: Steering System (cont.)**



**:: Steering System (cont.)**

**9566**  
Top plate

**3856**  $\Sigma 4$   
Steering rack bushing

**9659**  
Steering brace

**9640**  
Steering bolt (right)

**9640**  
Steering bolt (left)

**9563**  
Front bulkhead

**9823**  
SC10 chassis

**6925**  $\Sigma 3$   
4-40 x 1/2 shcs

**6915**  $\Sigma 2$   
4-40 x 5/8 fhcs

**!**  
Do not overtighten steering bolts. Make sure there is free movement in the steering rack.

**:: Front Suspension**

**6272**  
Foam dust cover

**6277**  
Ballstud .30 long (silver)

**9880**  
Steering blocks hex style (left, right)

**4449**  
4-40 x 3/16 aluminum locknut

**4187**  $\Sigma 2$   
.030 washer (nylon)

**3977**  
3/16 x 3/8 bearing

**9881**  
Front axle (hex style)

**9882**  
C clip (3/16")

**!**  
Install the C clip on the groove shown below.

**Build left and right sides!**

**:: Front Suspension (cont.)**

**7368**  
3/16" axle shim

**3977**  
3/16 x 3/8 bearing

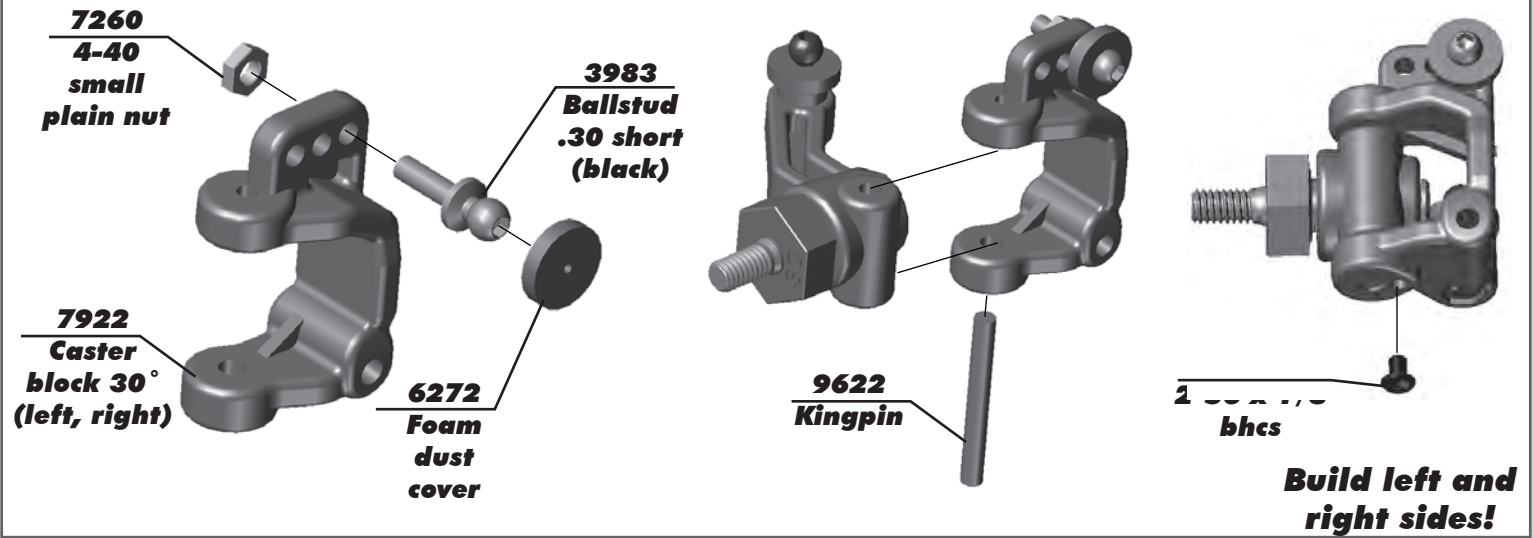
**!**  
Align the C clip on the front axles with the D shape inside the steering blocks.

**9883**  
Wheel hex adapter (thin)

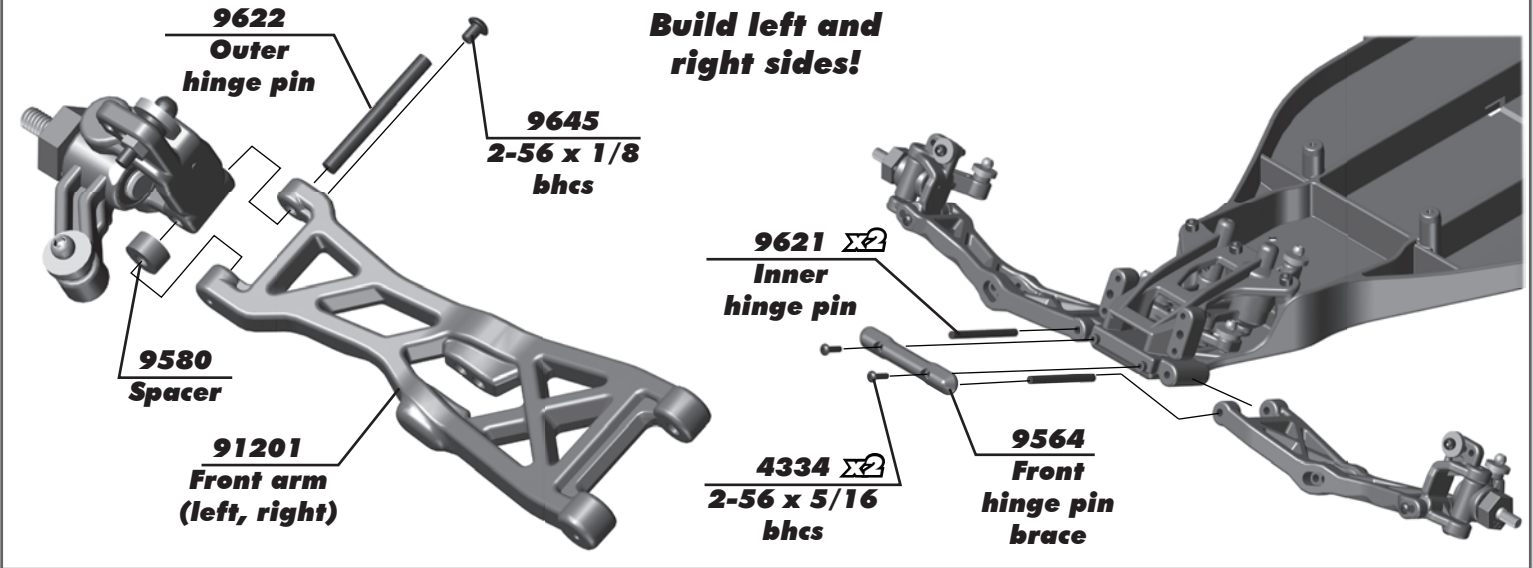
**7369**  
1/16" universal roll pin

**Build left and right sides!**

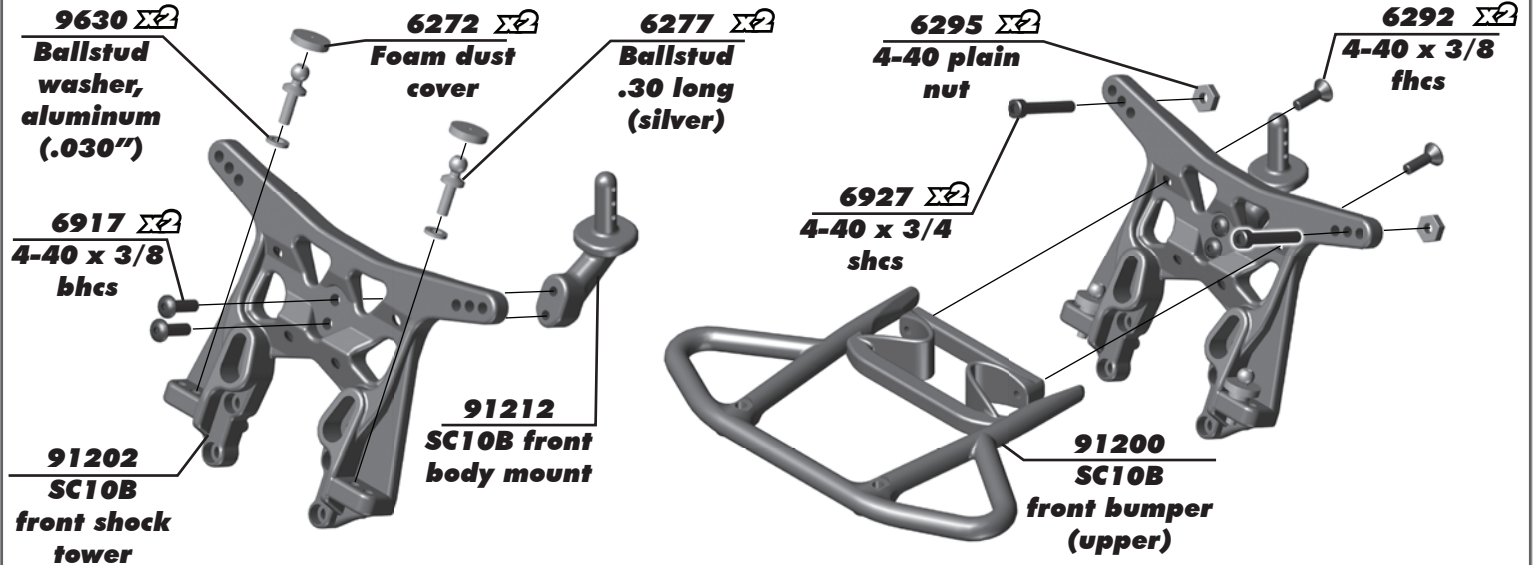
**:: Front Suspension (cont.)**




**:: Front Suspension (cont.)**



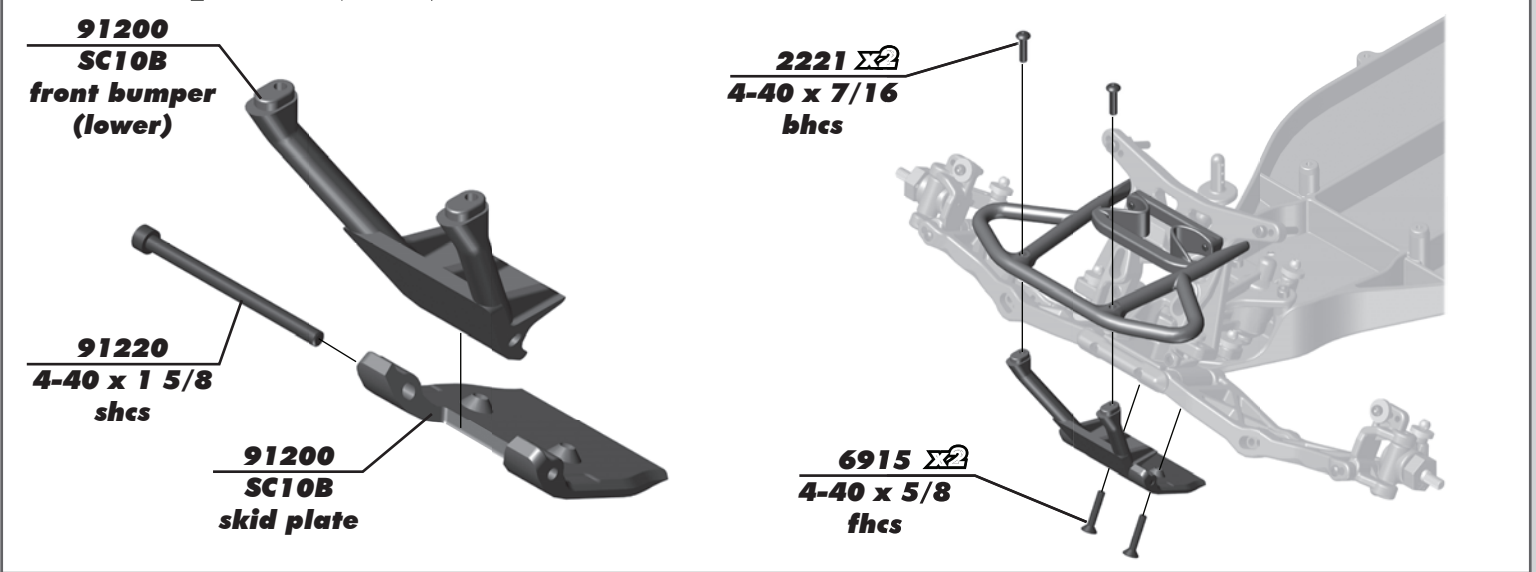
**:: Front Suspension (cont.)**



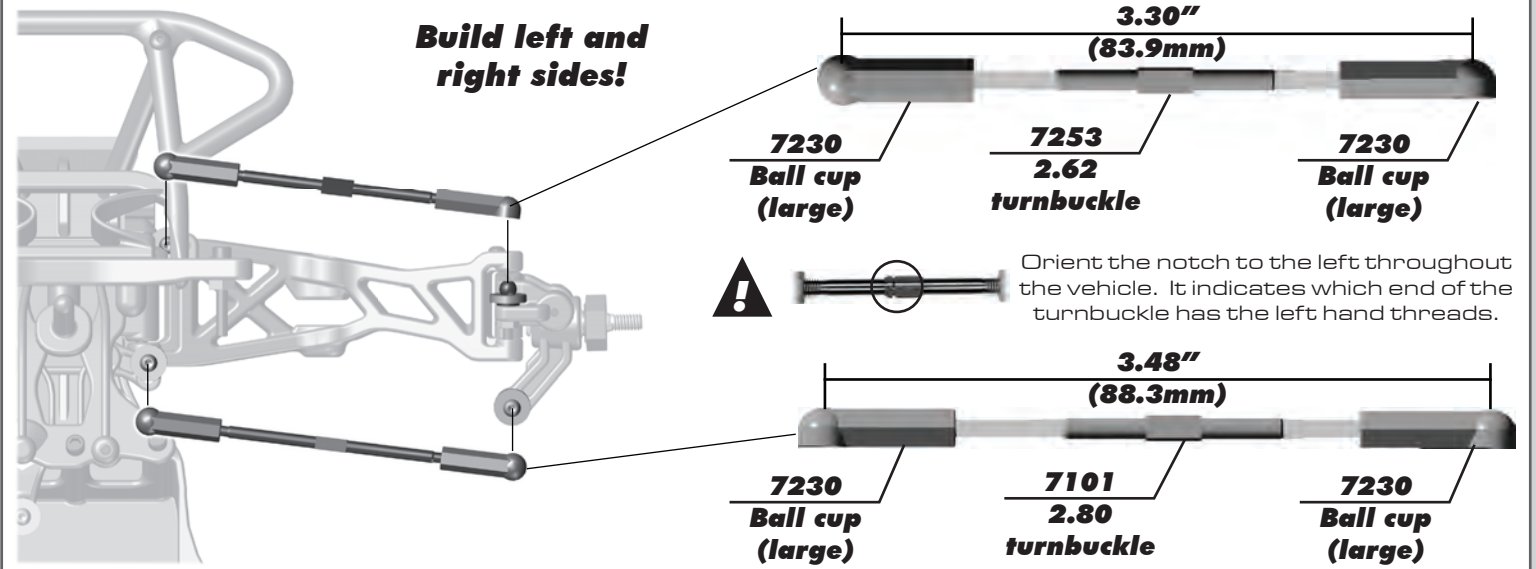
**:: Front Suspension (cont.)**



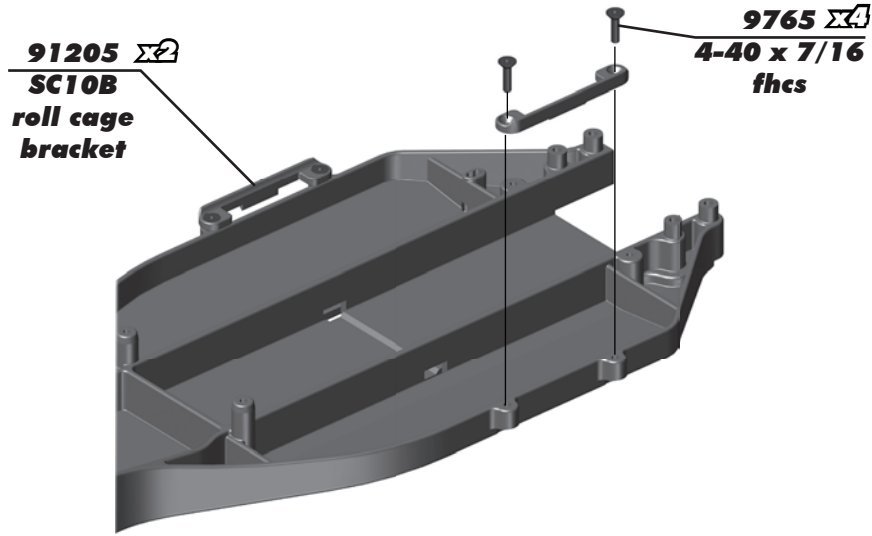
**:: Front Suspension (cont.)**



**:: Front Suspension (cont.)**

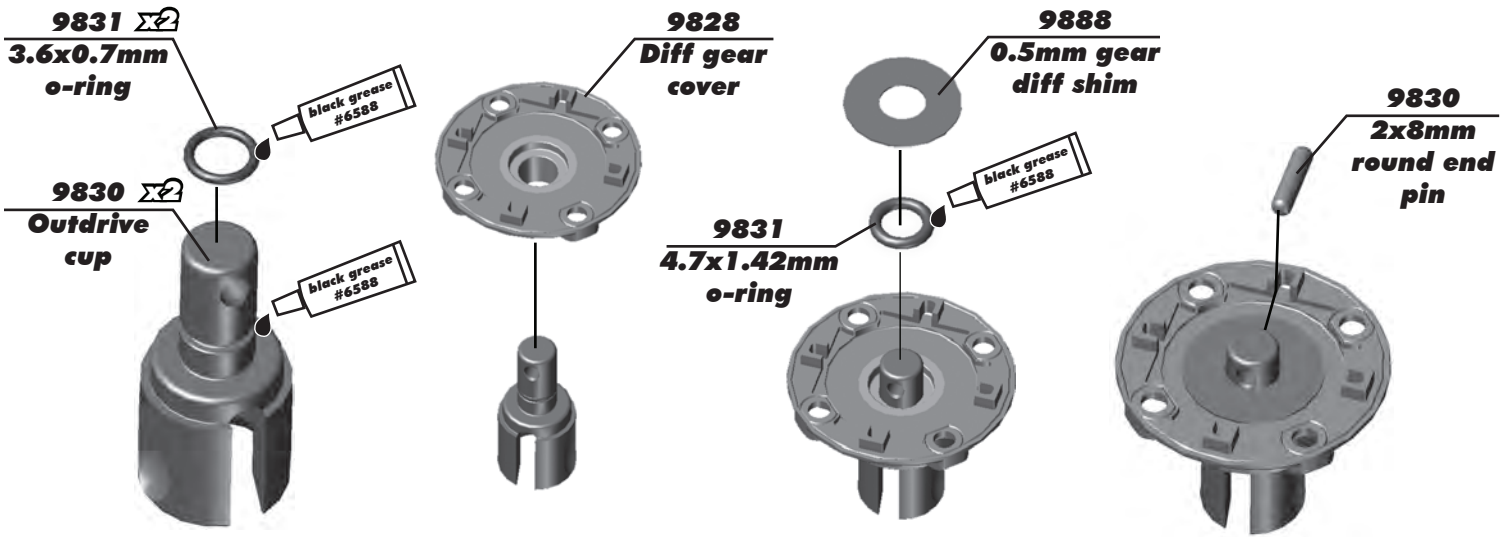


**:: Front Suspension (cont.)**



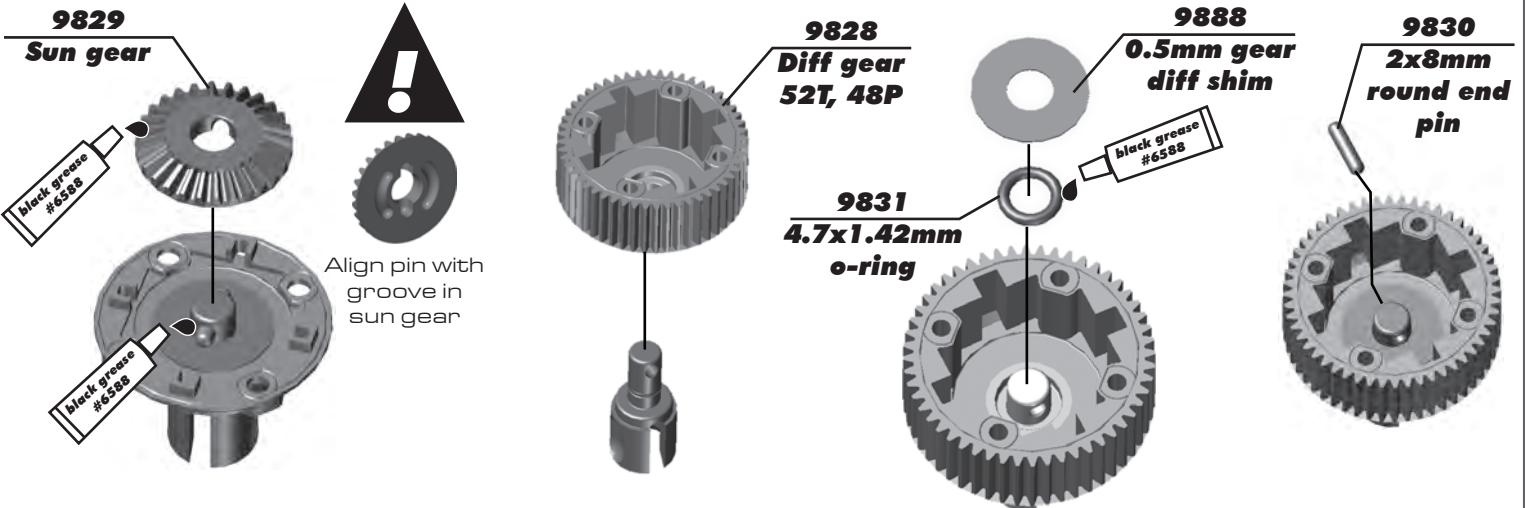
**Build left and right sides!**

**:: Transmission**



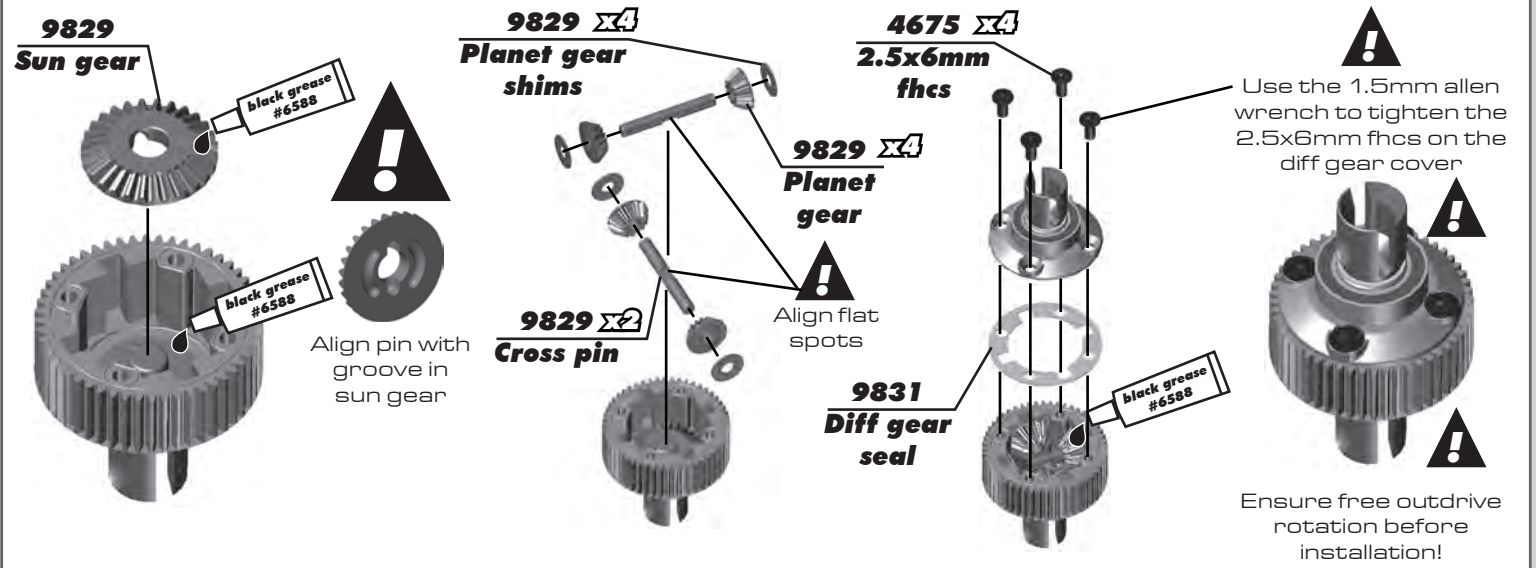
**Build two!**

**:: Transmission (cont.)**

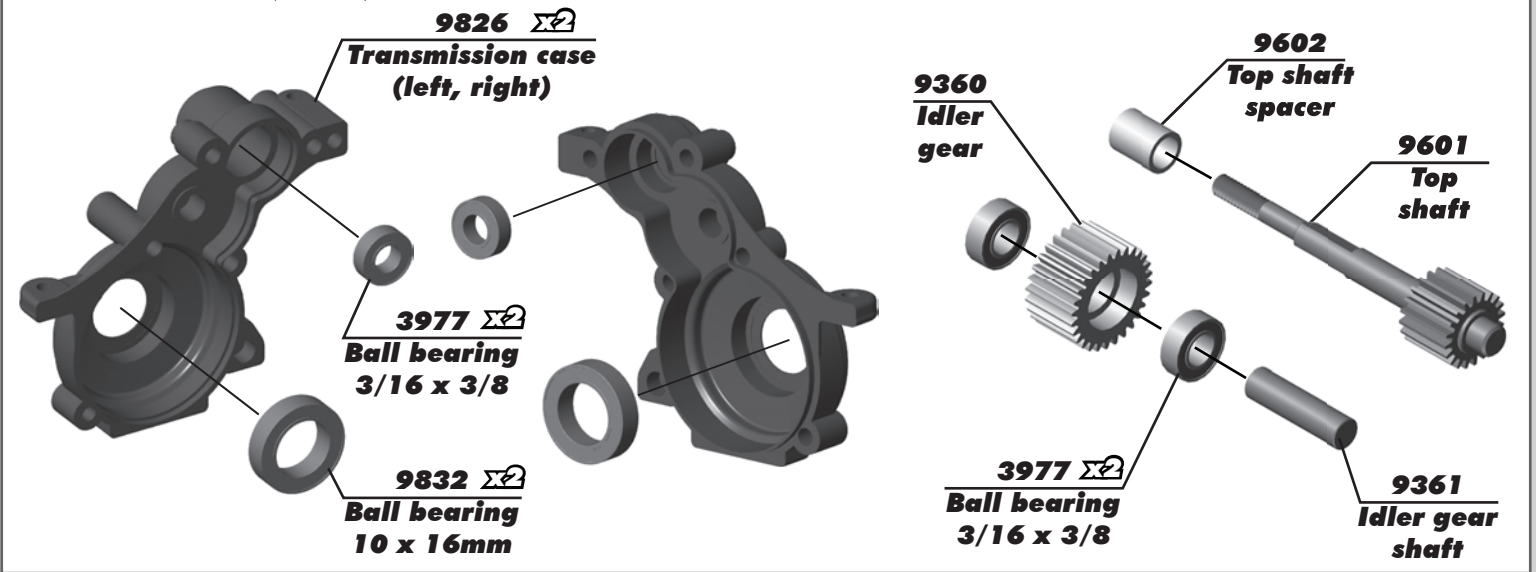




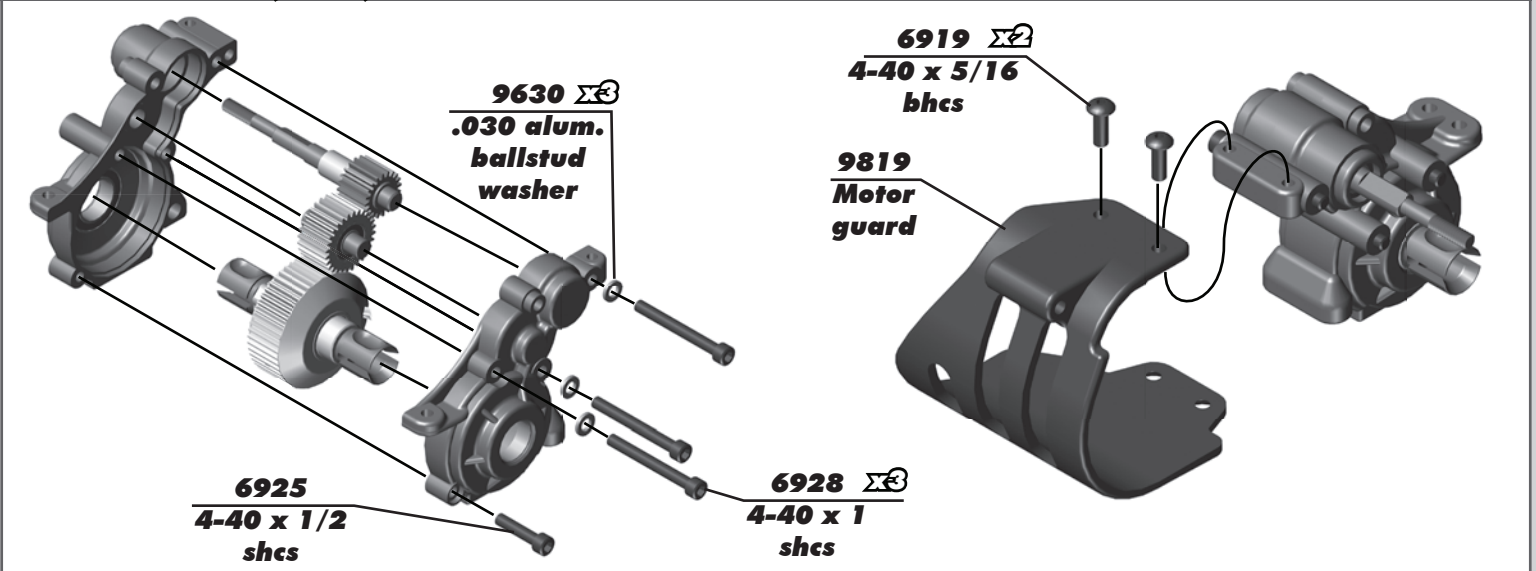
**:: Transmission (cont.)**



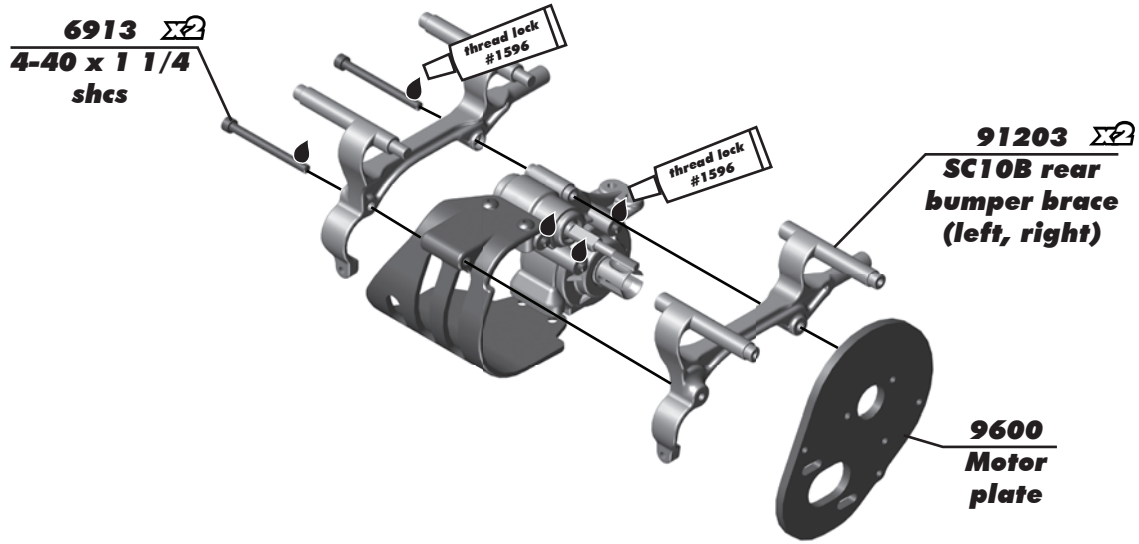
**:: Transmission (cont.)**



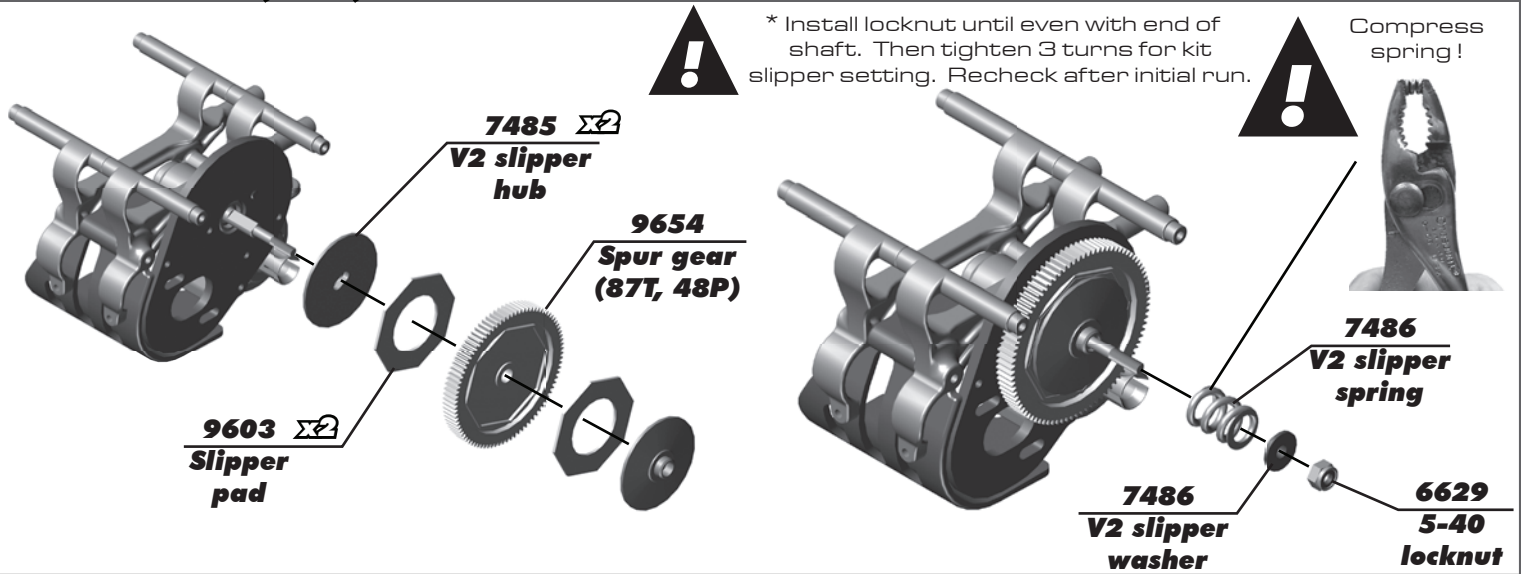
**:: Transmission (cont.)**



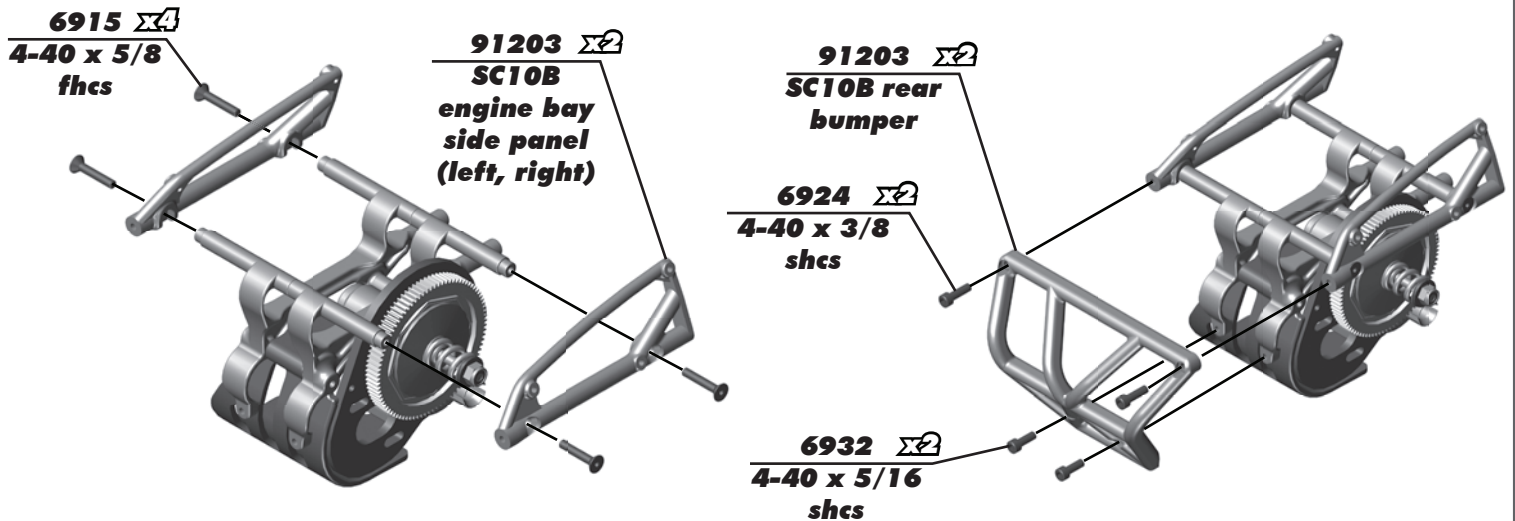
**:: Transmission (cont.)**



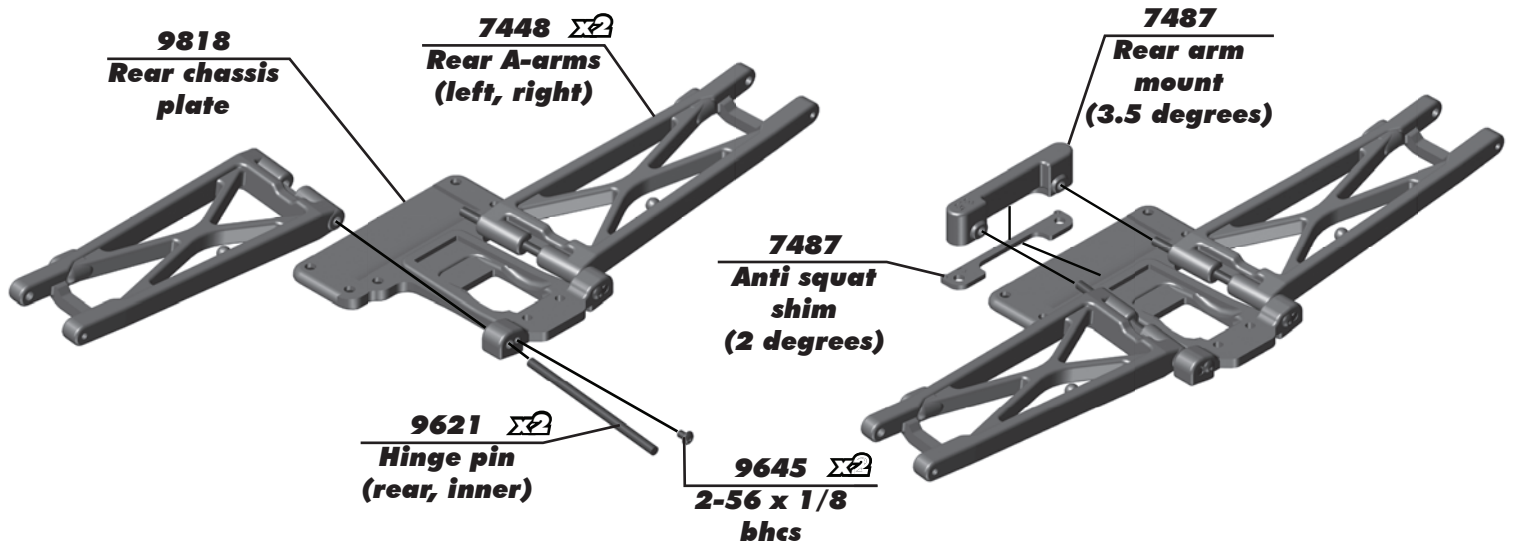
**:: Transmission (cont.)**



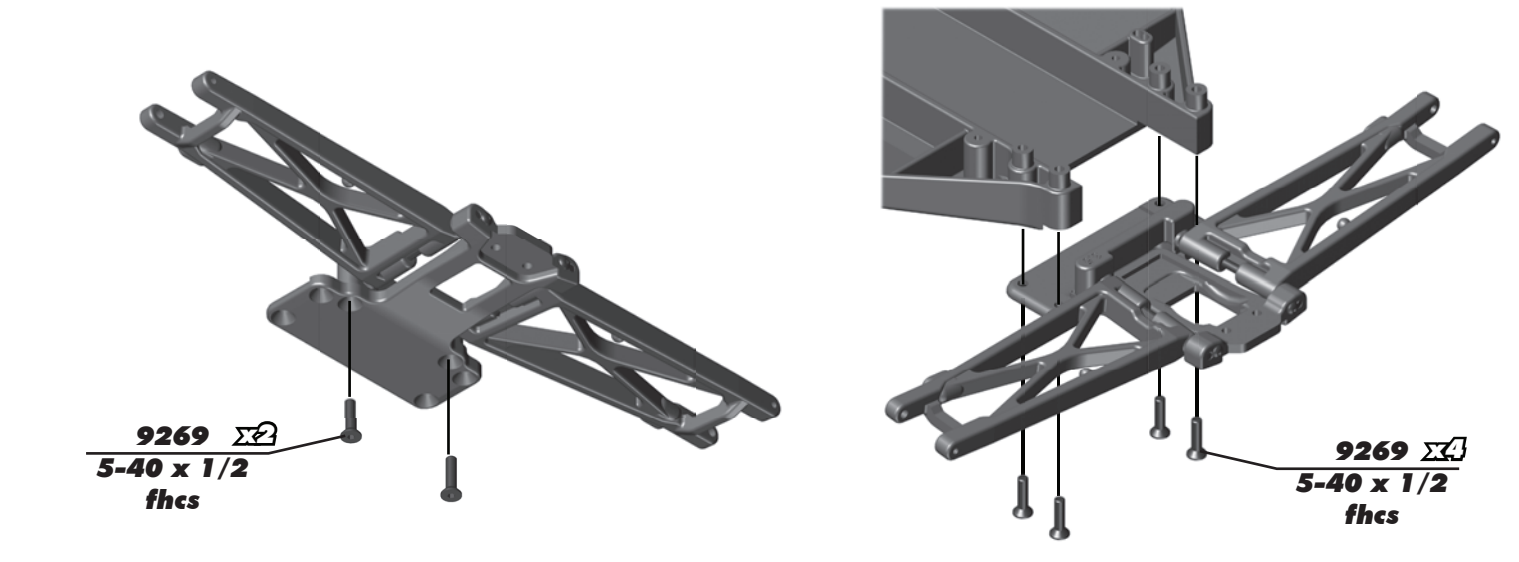
**:: Transmission (cont.)**



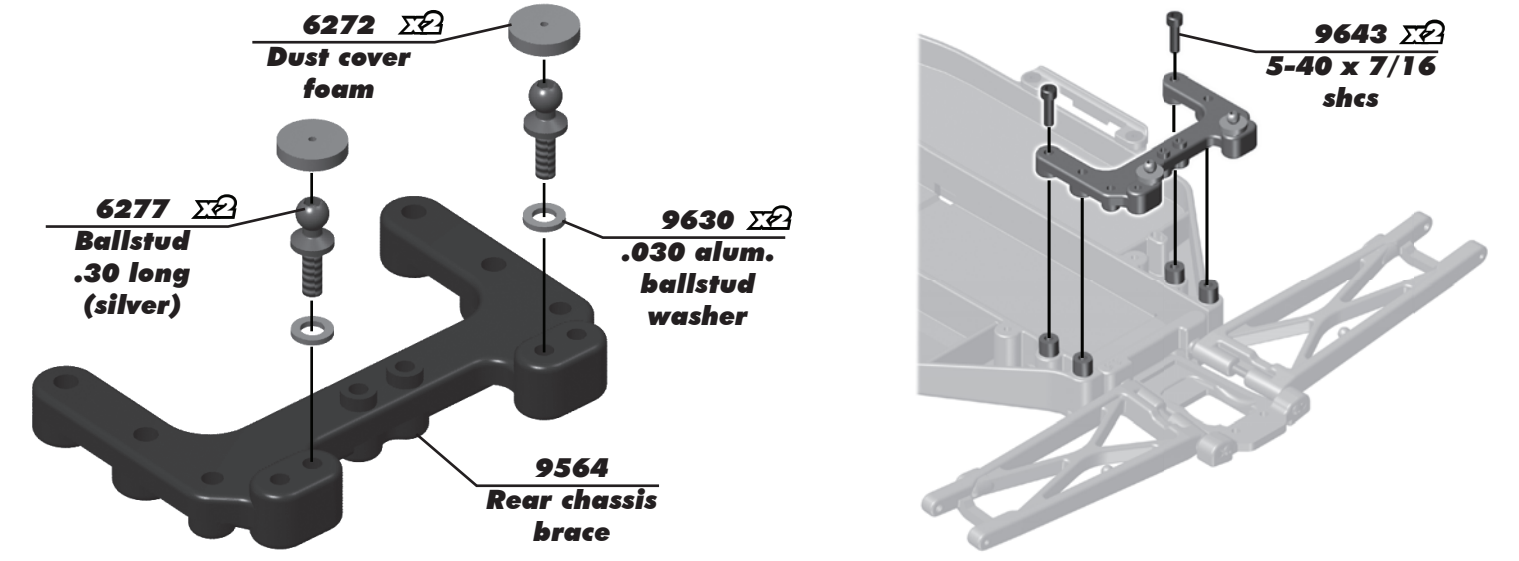
**:: Rear Suspension**



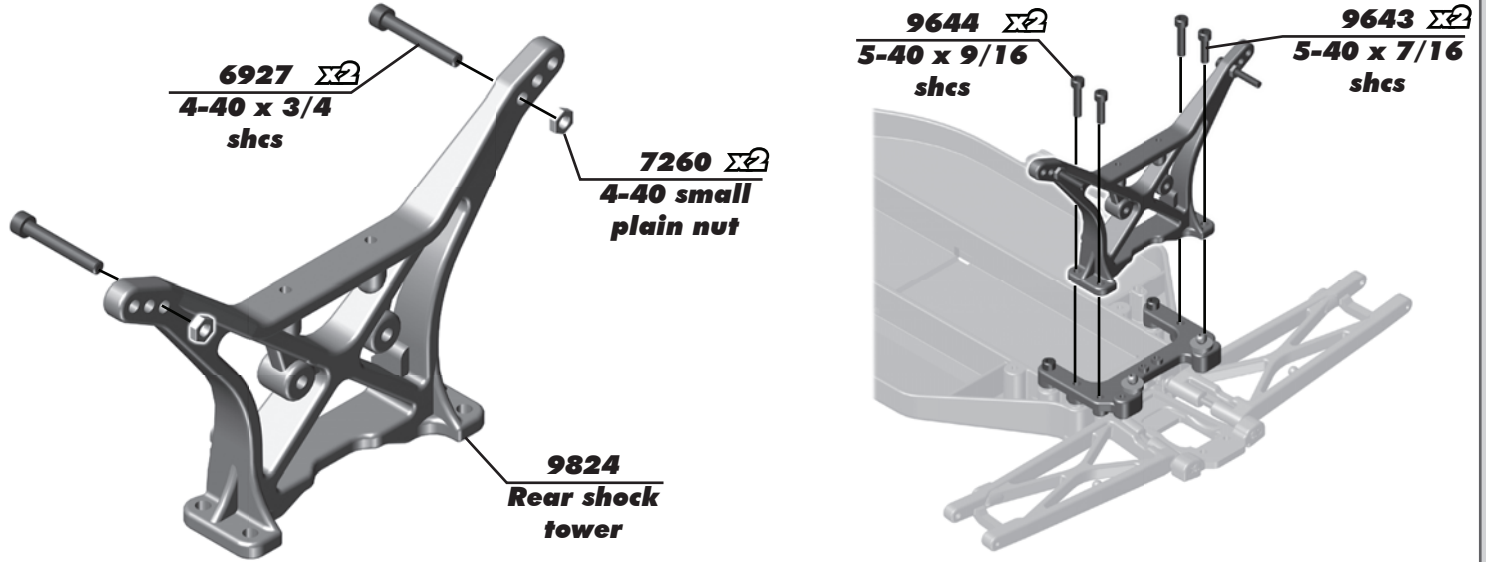
**:: Rear Suspension (cont.)**



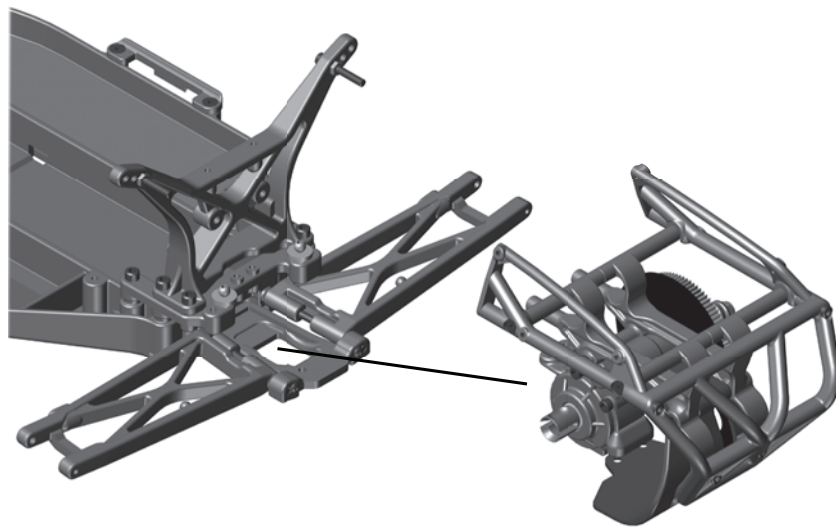
**:: Rear Suspension (cont.)**



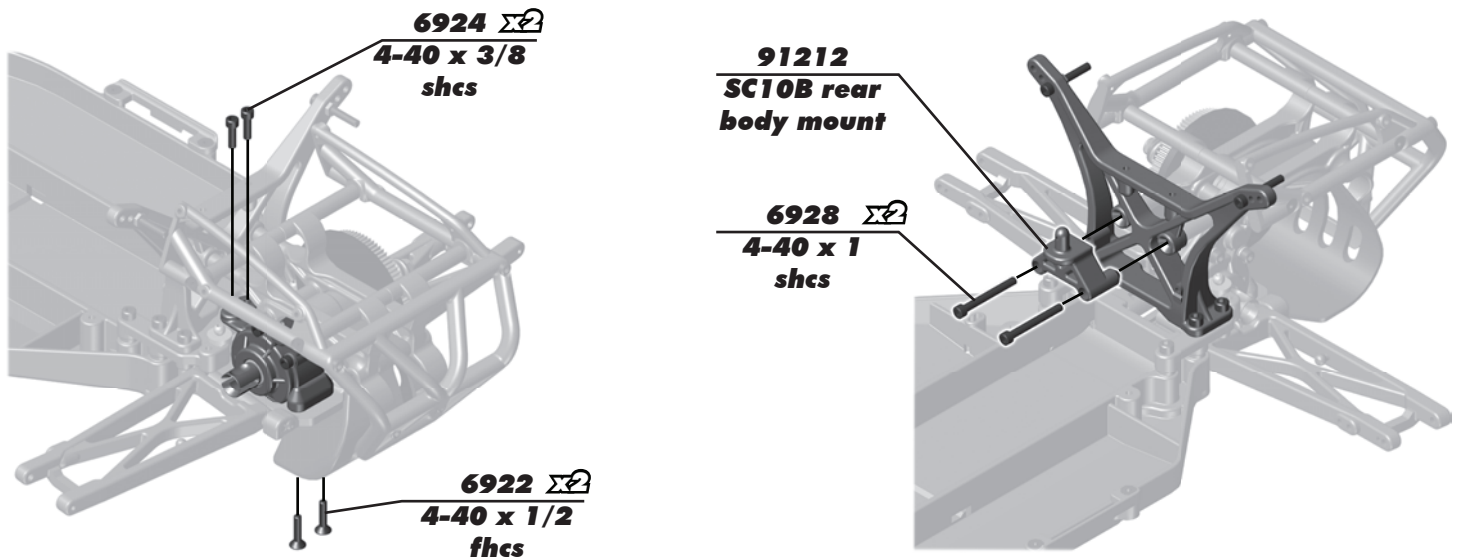
**:: Rear Suspension (cont.)**



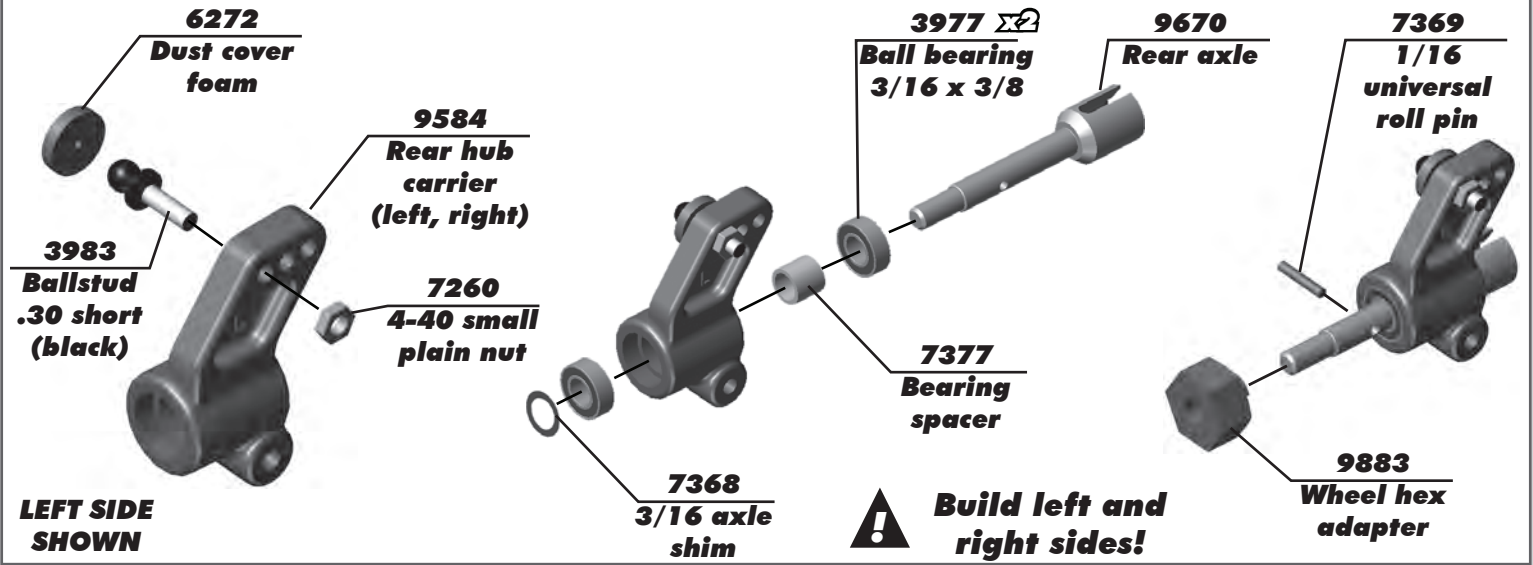
**:: Rear Suspension (cont.)**



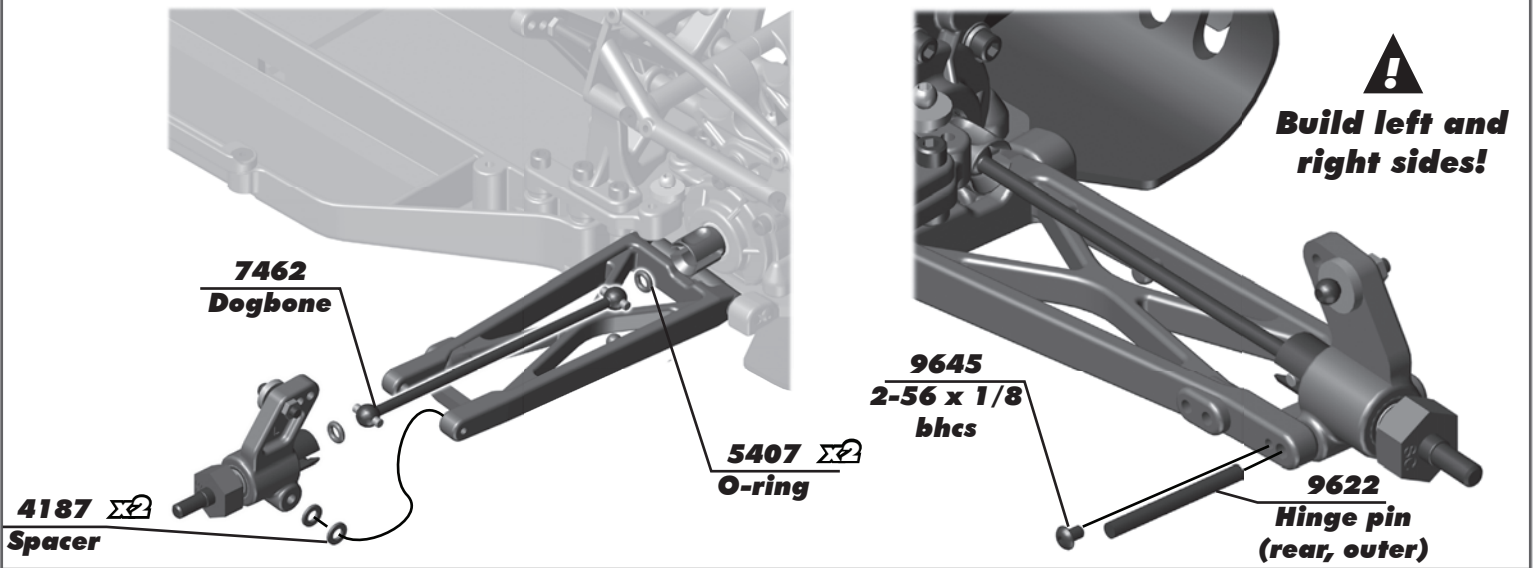
**:: Rear Suspension (cont.)**



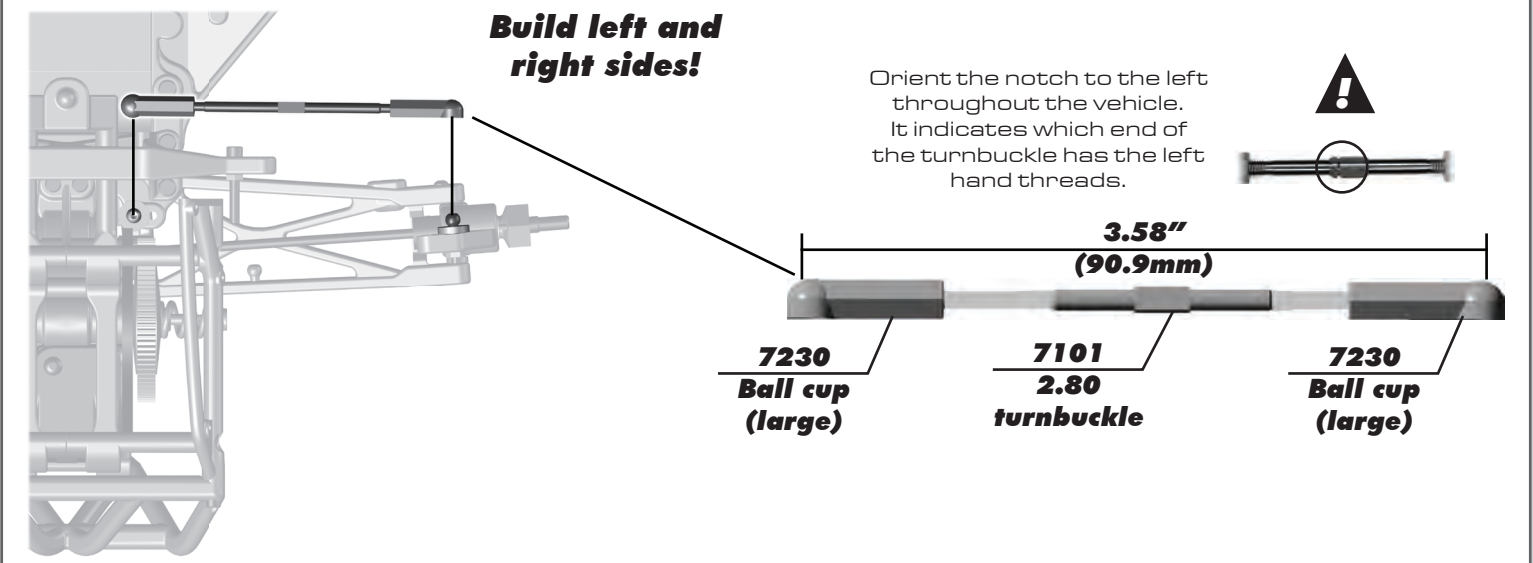
**:: Rear Hubs**



**:: Rear Hubs (cont.)**



**:: Rear Hubs (cont.)**



**:: Shocks**

**Front Shock**

- 6469 Shock cap o-ring
- 9884 V2 RTR front shock body 1.02" stroke (blue)
- 7484 Shock internal spacer
- 5407 Red o-ring
- 7484 Lower shock seal cap

**Rear Shock**

- 6469 Shock cap o-ring
- 9885 V2 RTR front shock body 1.39" stroke (blue)
- 7484 Shock internal spacer
- 5407 Red o-ring
- 7484 Lower shock seal cap

**Piston**

Remove spurs

Piston number here  
Use #3 = front shocks  
Use #1 = rear shocks

**:: Shocks (cont.)**

**Front Shock**

- 6459 Shock shaft 1.02" stroke
- 6465 Shock piston #3
- 6299 E-clip

**Rear Shock**

- 6458 Shock shaft 1.32" stroke
- 6465 Shock piston #1
- 6299 E-clip

**:: Shocks (cont.)**

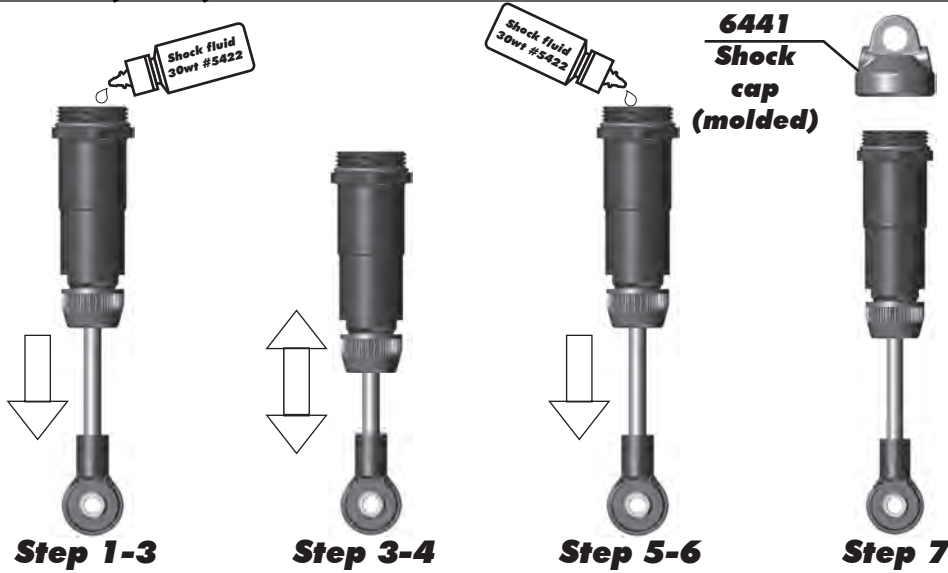
**Front Shock**

- 6466 Downstop thin 1/32"
- 7217 Eyelet
- 7217 Pivot ball

**Rear Shock**

- 6466 Downstop thin 1/32"
- 7217 Eyelet
- 7217 Pivot ball

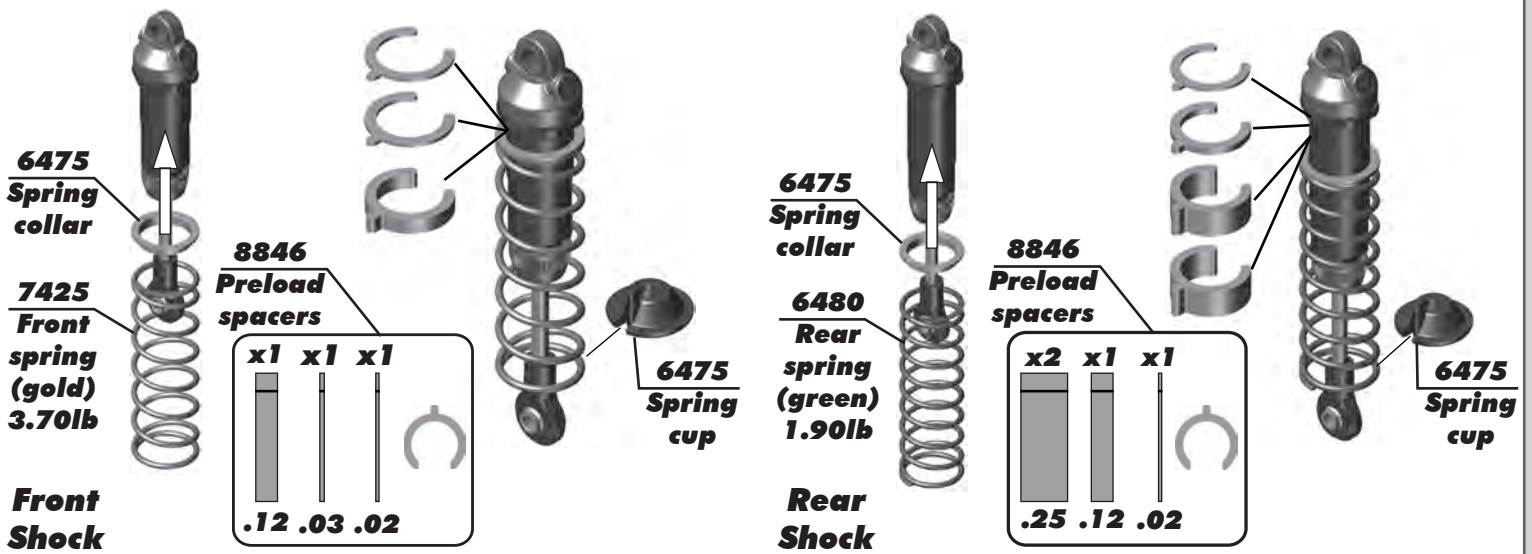
**:: Shocks (cont.)**



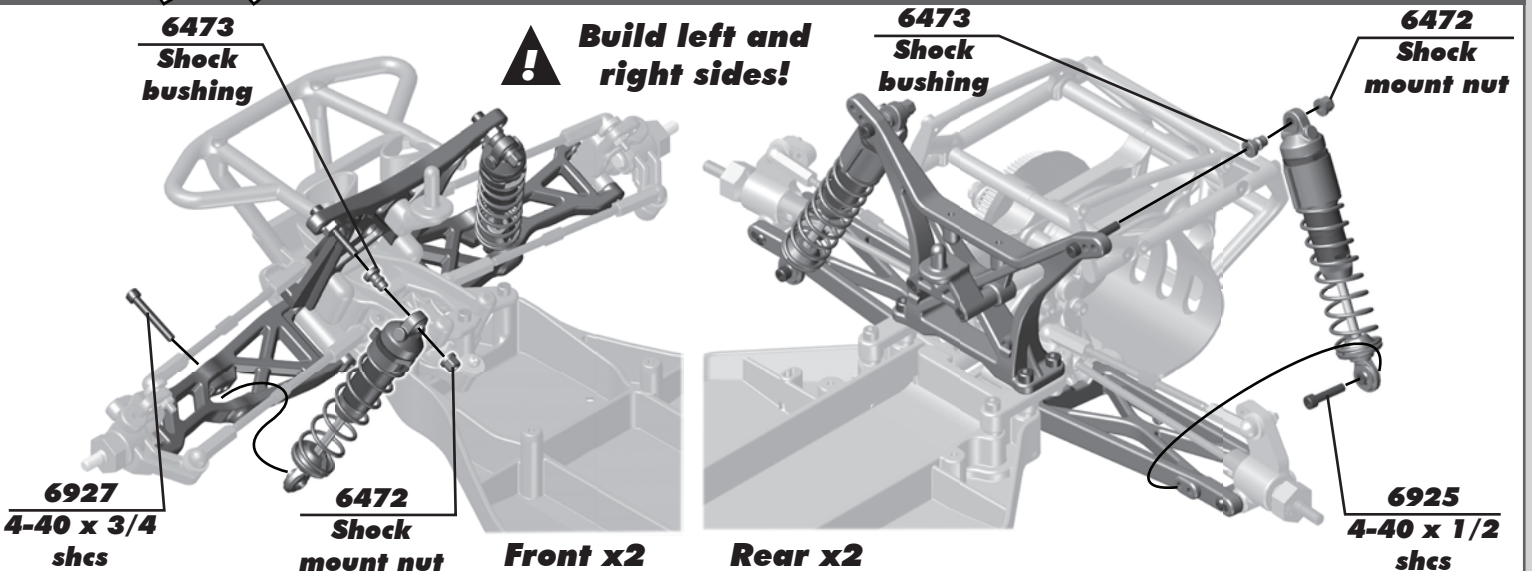
\* Shock Bleeding Steps:

1. Pull shock shaft down.
2. Fill shock body 3/4 full with silicone fluid.
3. Slowly move the shock shaft up and down to remove air from under piston.
4. Wait for bubbles to come to surface.
5. Fill shock body to top with silicone fluid.
6. Place several drops of oil in the cap and on cap threads.
7. Install cap and tighten completely.
8. Slowly compress shaft all the way to the top. If there is pressure at the top of the stroke, there is too much oil or air. You must bleed it out.
9. Slowly pull shaft down.
10. Unscrew the cap 3/4 turn and tilt the shock at a slight angle.
11. Slowly compress the shaft to push out excess oil and air. You should see bubbles coming out from under the cap.
12. With the shaft compressed, tighten the cap and re-check for pressure at the top of the stroke. If there is still pressure, repeat steps 9 thru 11.

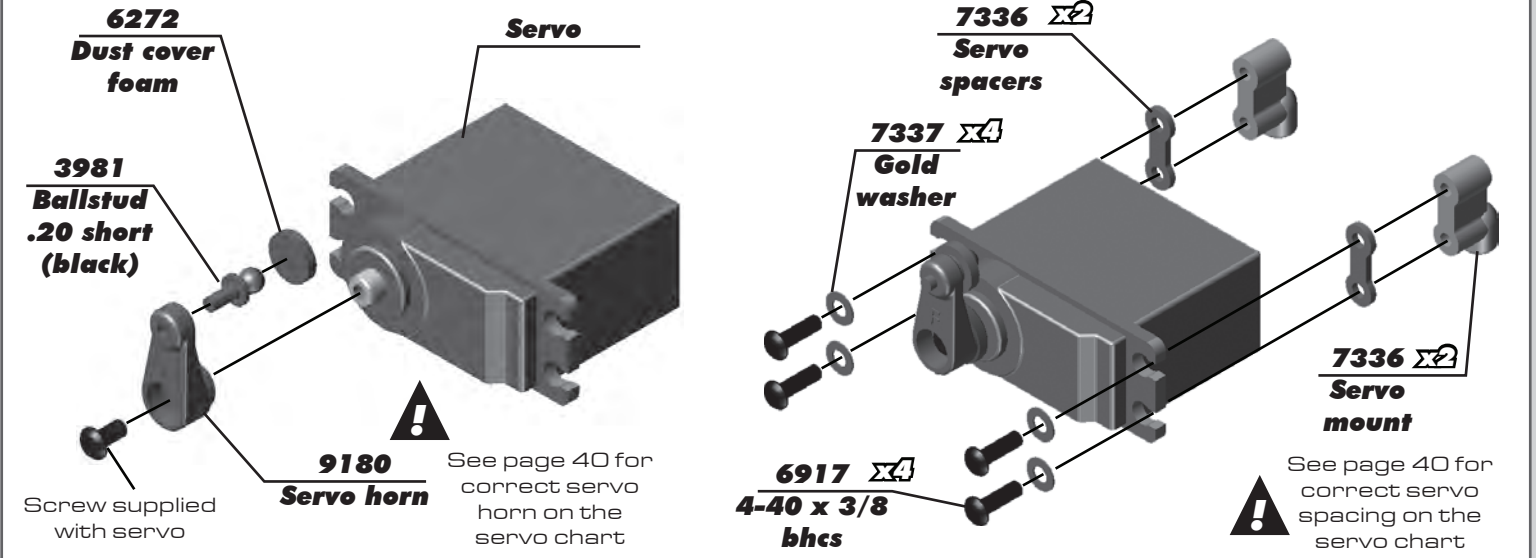
**:: Shocks (cont.)**



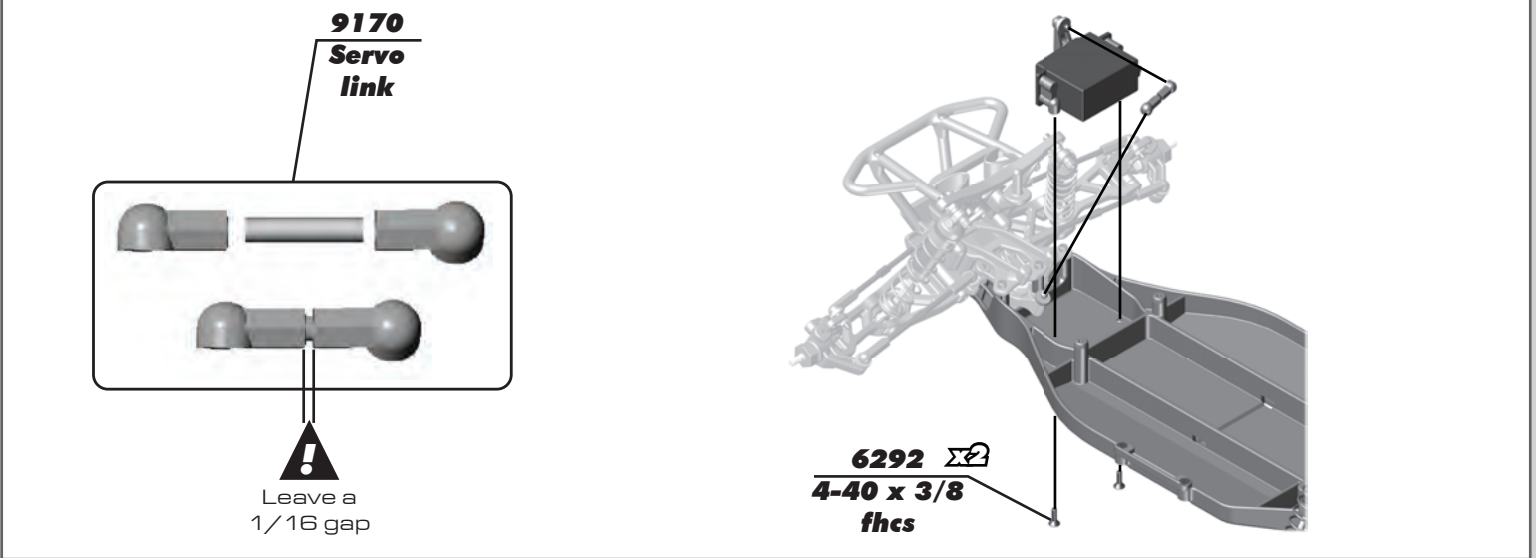
**:: Shocks (cont.)**



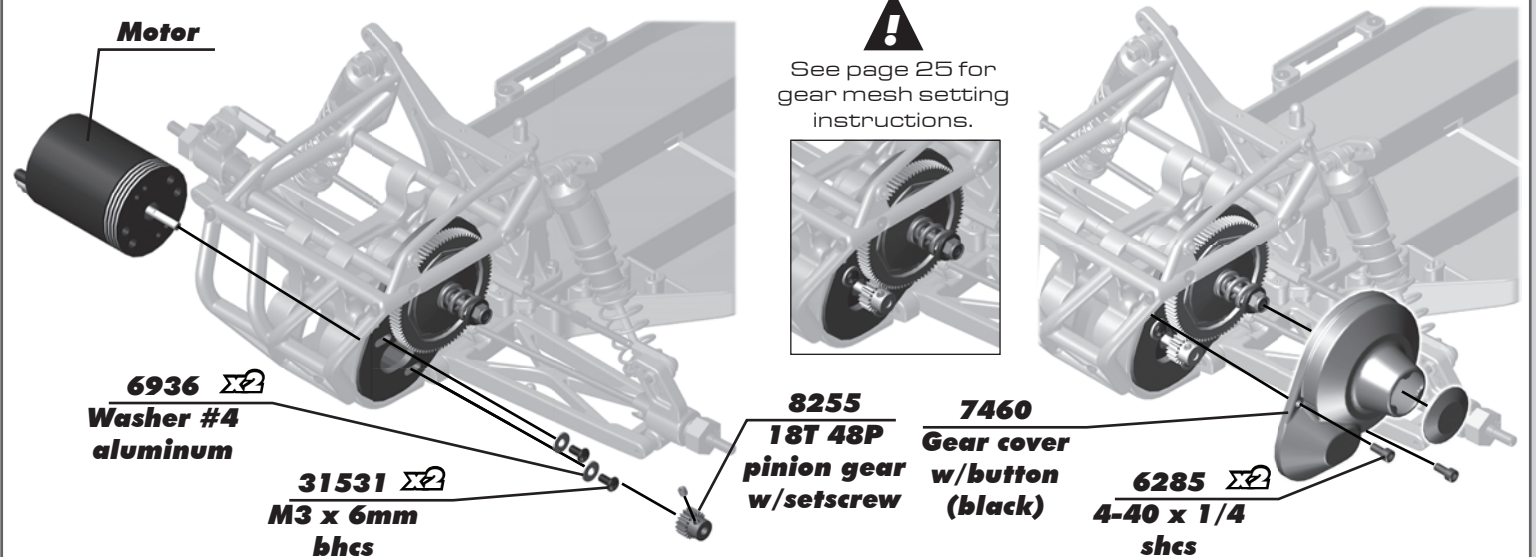
**:: Electronics**



**:: Electronics (cont.)**

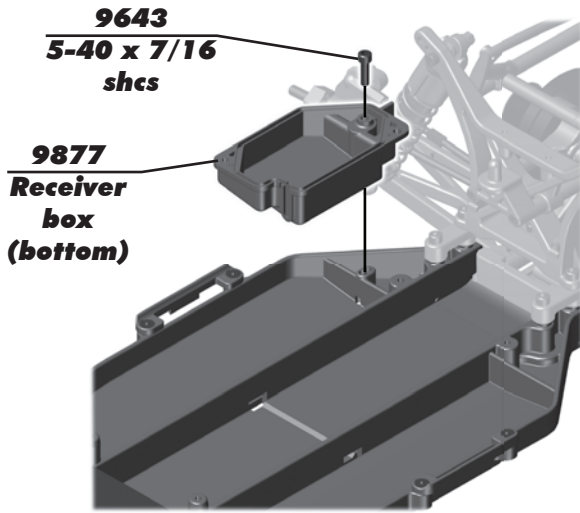


**:: Electronics (cont.)**



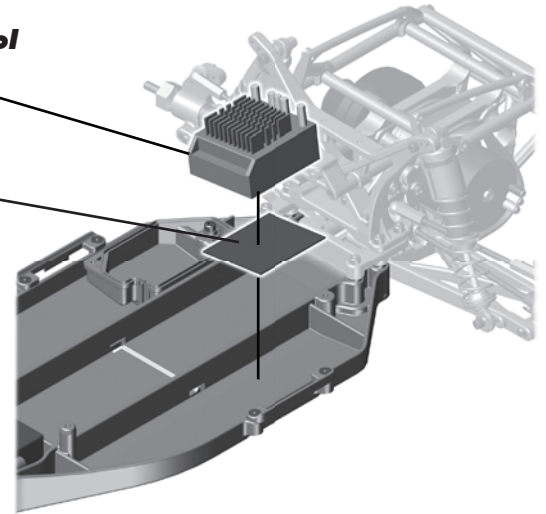


**:: Electronics (cont.)**

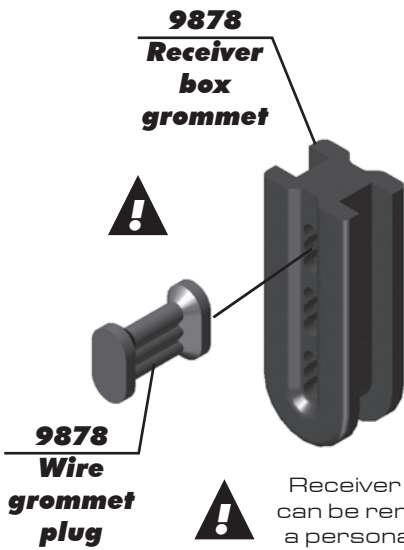


**Speed Control  
(ESC)**

**6727**  
Servo  
tape




**:: Electronics (cont.)**



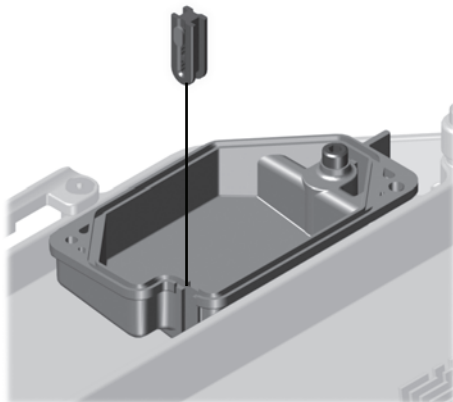
Install the ESC and servo wires into the wire grommet before installing the grommet into the receiver box!



Receiver grommet plug can be removed if you use a personal transponder!



**:: Electronics (cont.)**



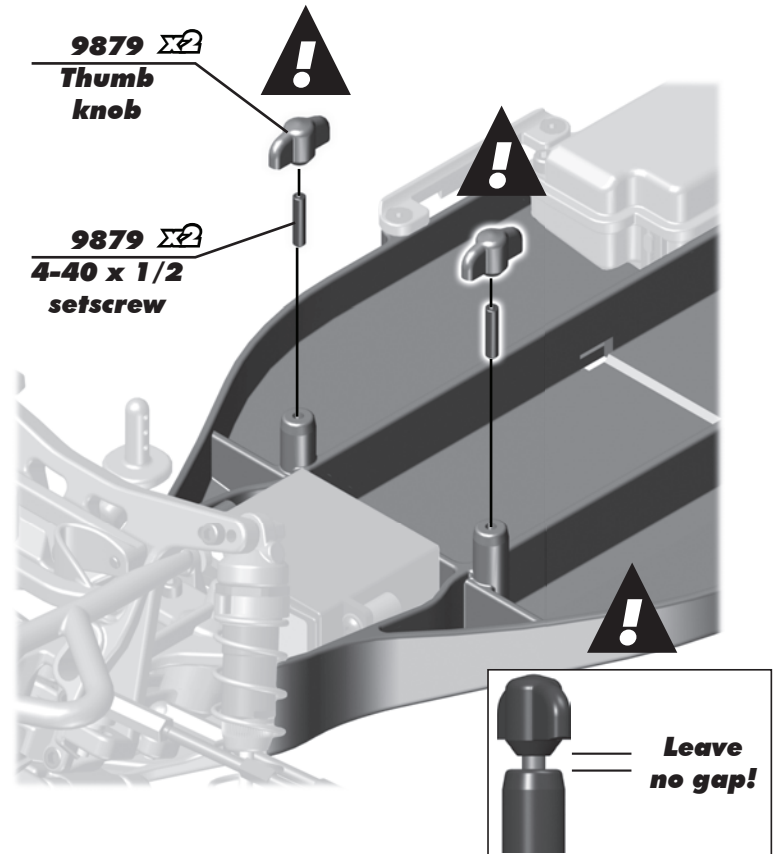
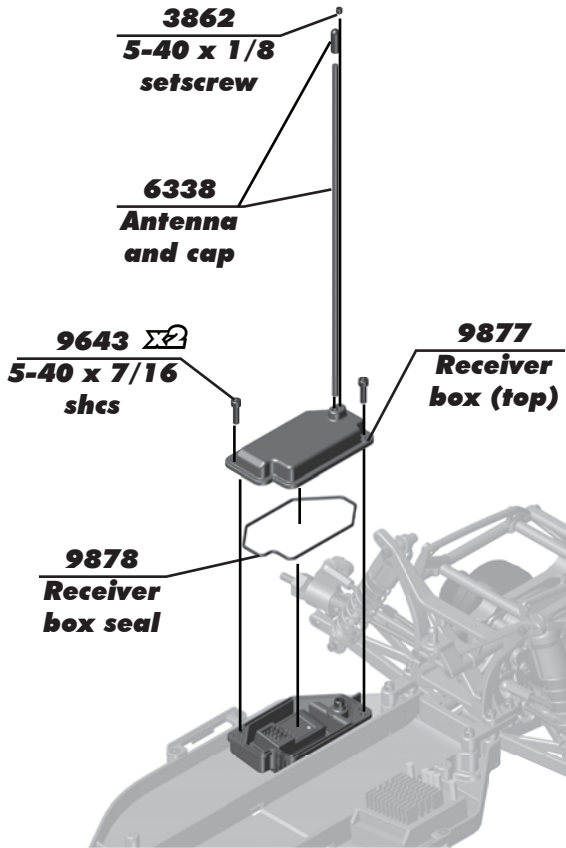
**Receiver**



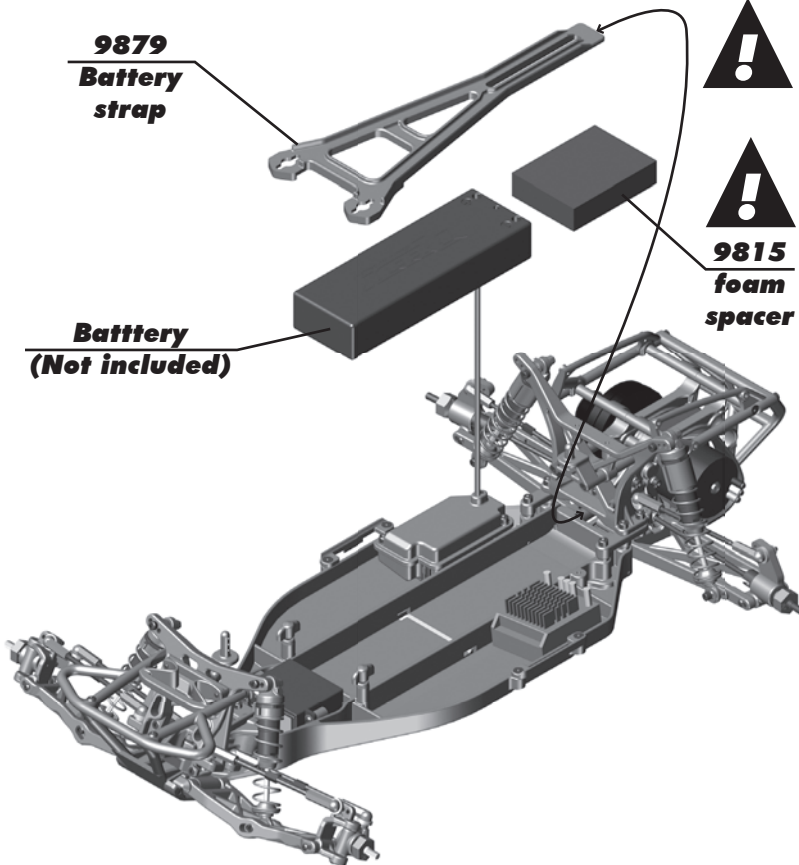
You may need to reposition the receiver in order to get it to fit with the plugs installed and the receiver box lid installed. Once you find a good fit, use #6727 servo tape to install your receiver.



**:: Electronics (cont.)**

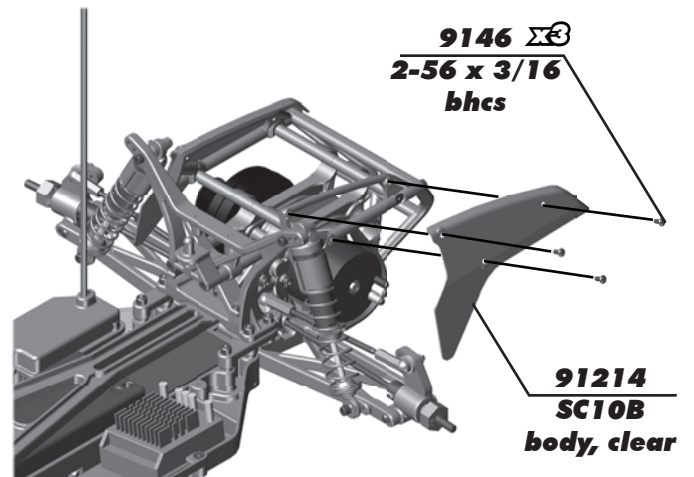


**:: Electronics (cont.)**



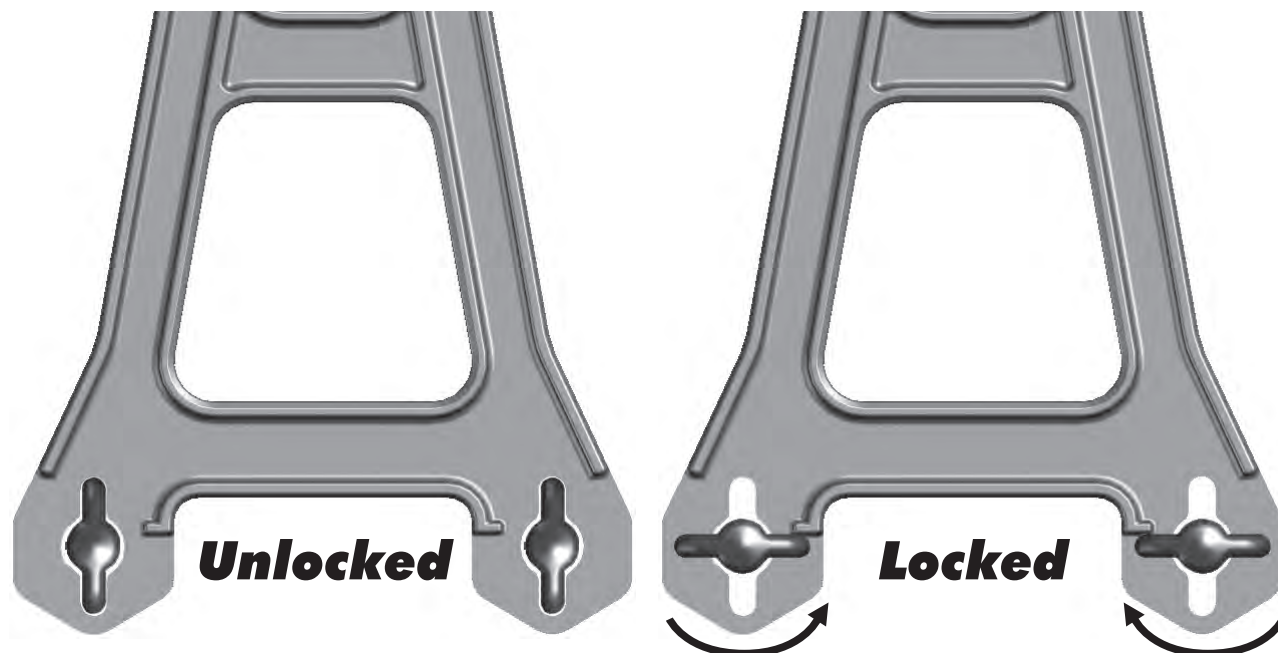
**!**  
You can trim the foam to move the battery pack and adjust the weight balance of the vehicle!

To install the battery strap, slide the back section in between the top of the battery and the bottom of the shock tower!



**Install left and right sides!**

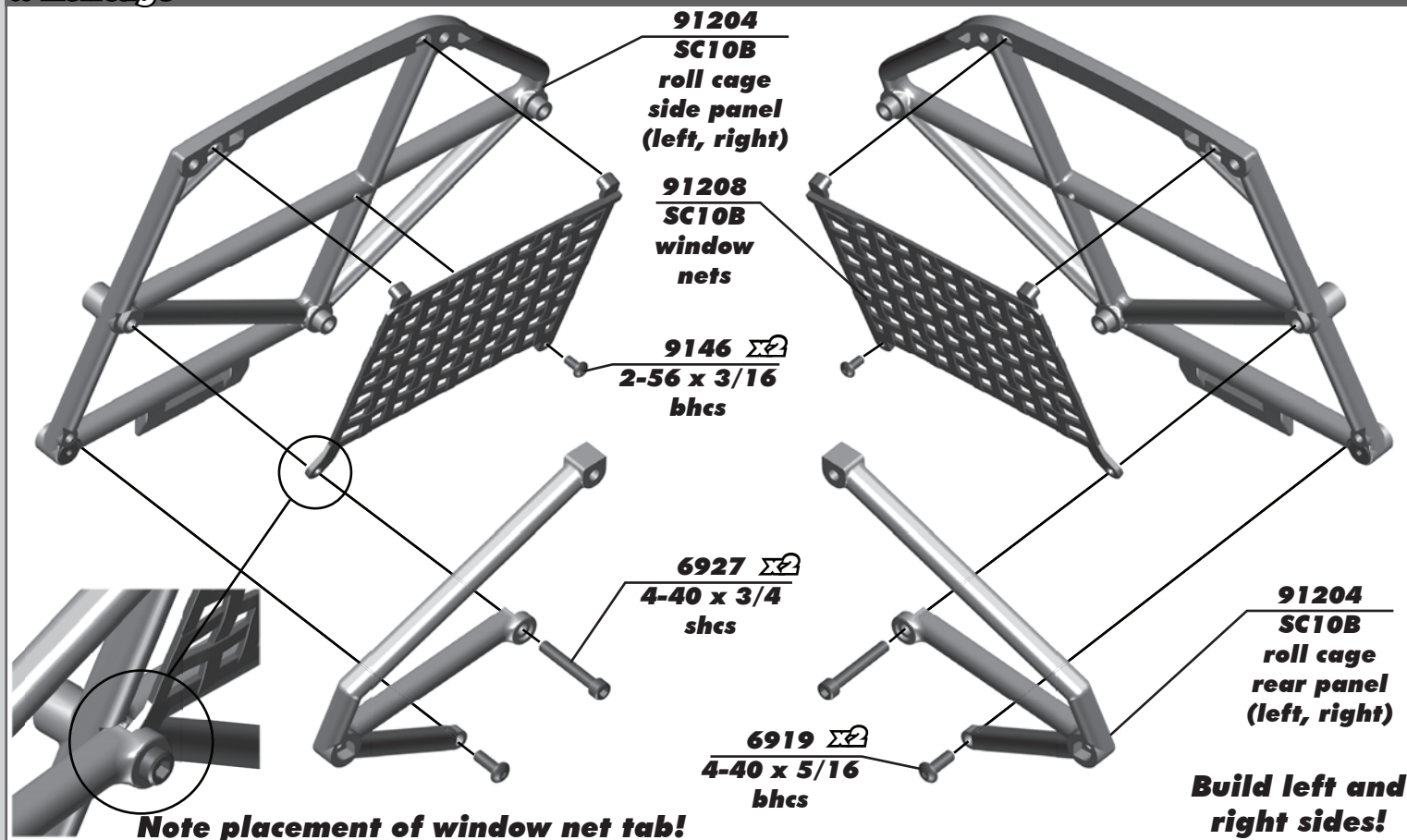
## :: Electronics (cont.)



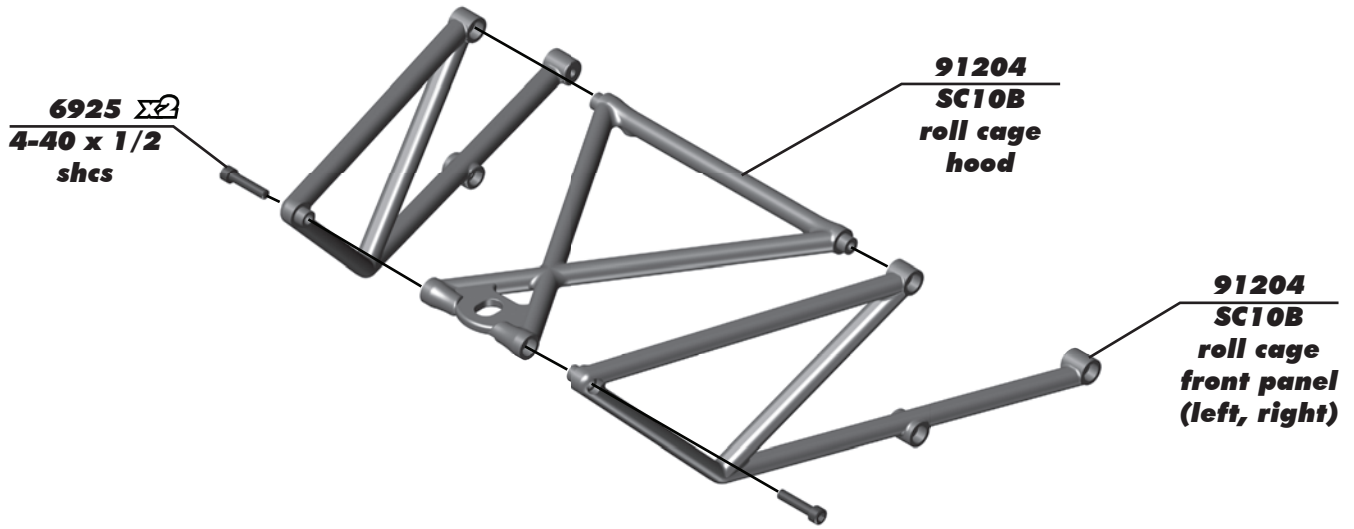
To remove your battery pack from the vehicle, twist the thumb knobs to the unlocked position, remove the battery strap, and then remove the battery. When you install the battery, make sure the thumb knobs are locked before operation.

You may need to adjust the height of the thumb knobs and/or the set screws that the thumb knobs are attached to for your specific battery pack type.

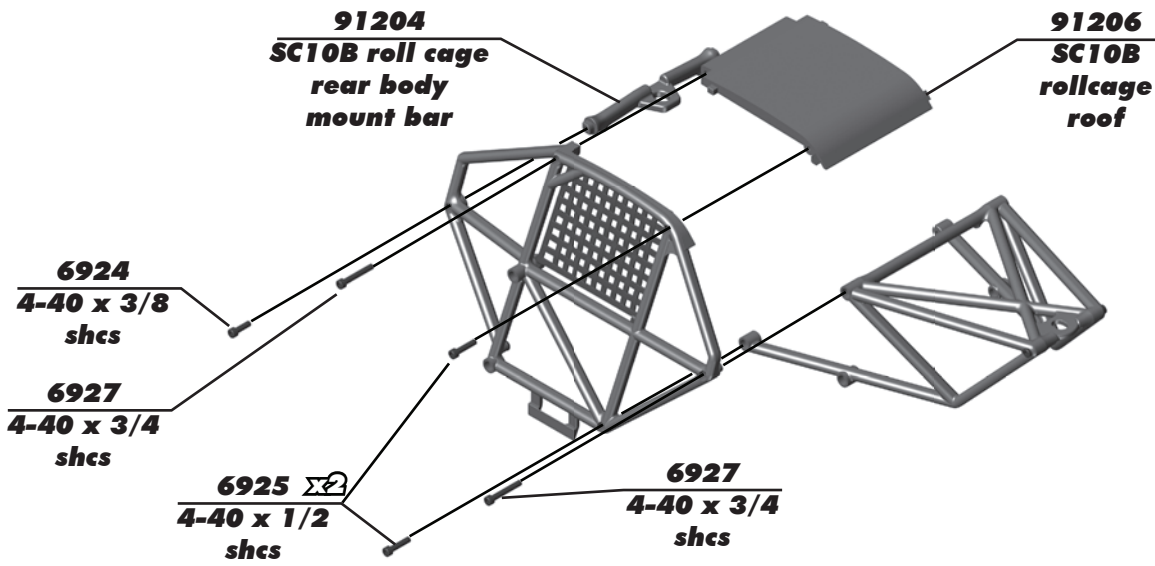
## :: Rollcage



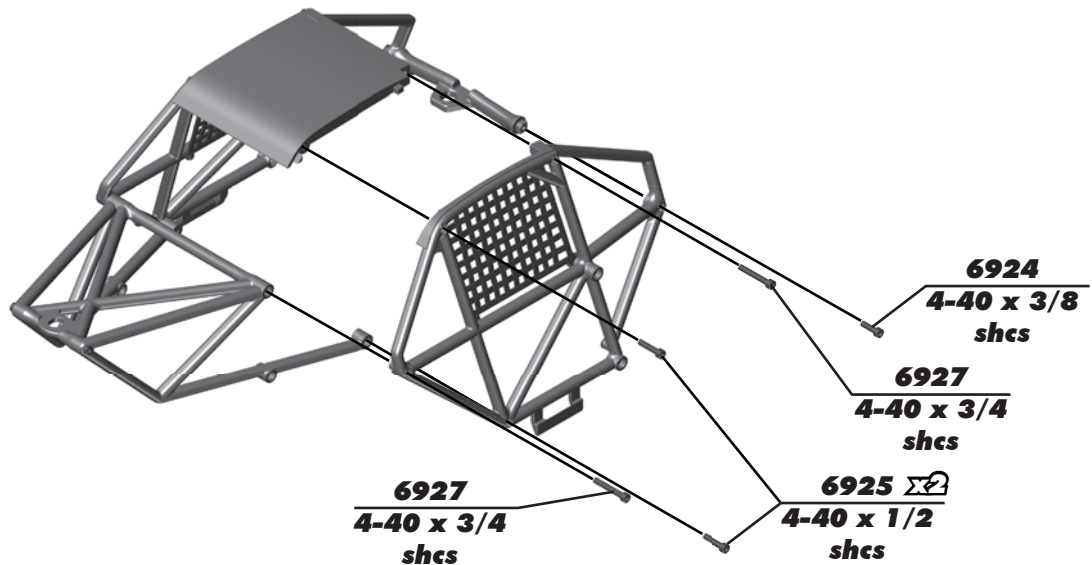
**:: Rollcage (cont.)**



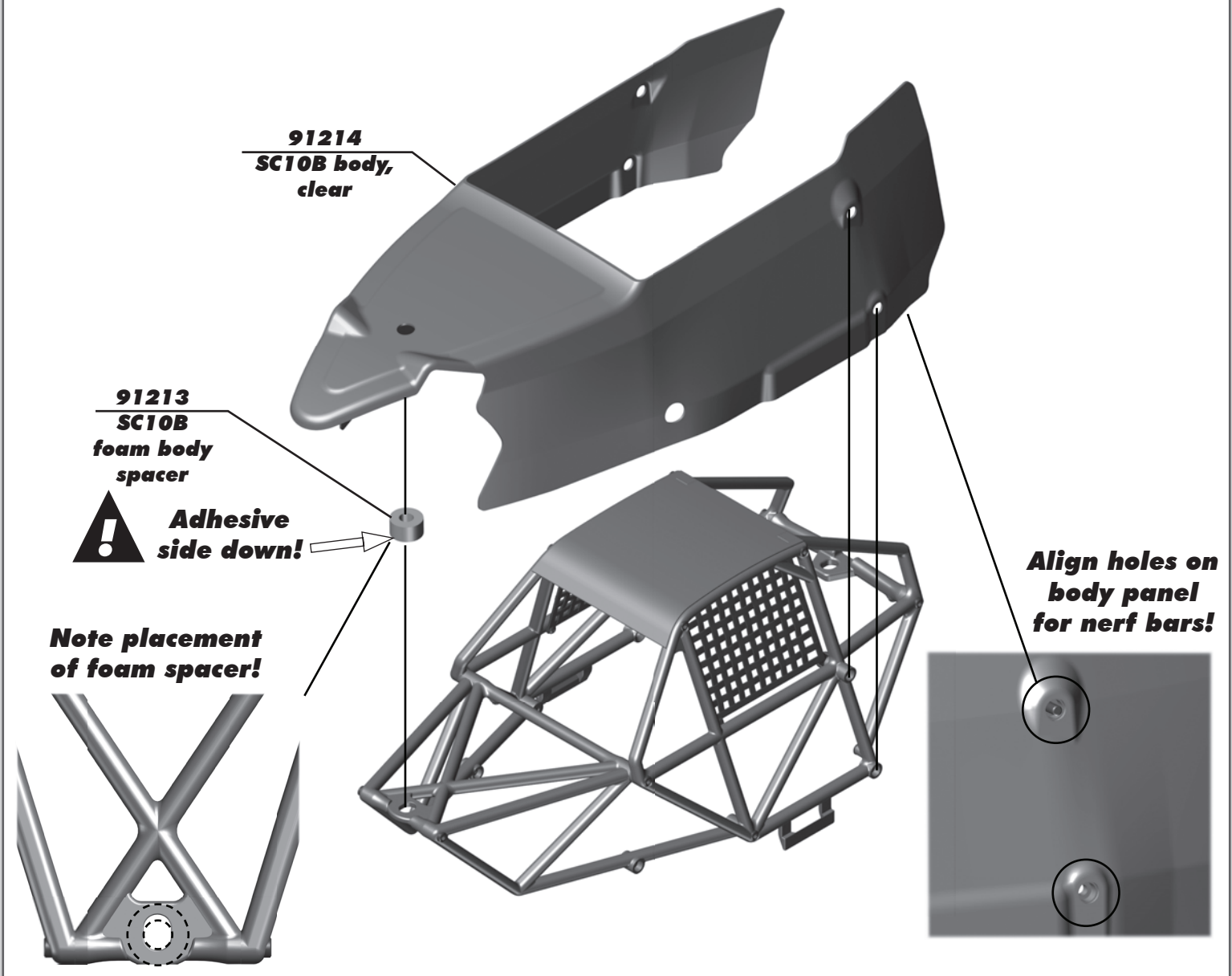
**:: Rollcage (cont.)**



**:: Rollcage (cont.)**



**:: Rollcage (cont.)**



**91214**  
SC10B body,  
clear

**91213**  
SC10B  
foam body  
spacer

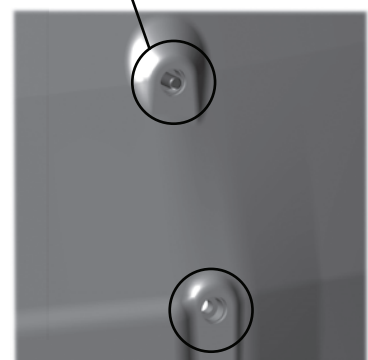


**Adhesive  
side down!**

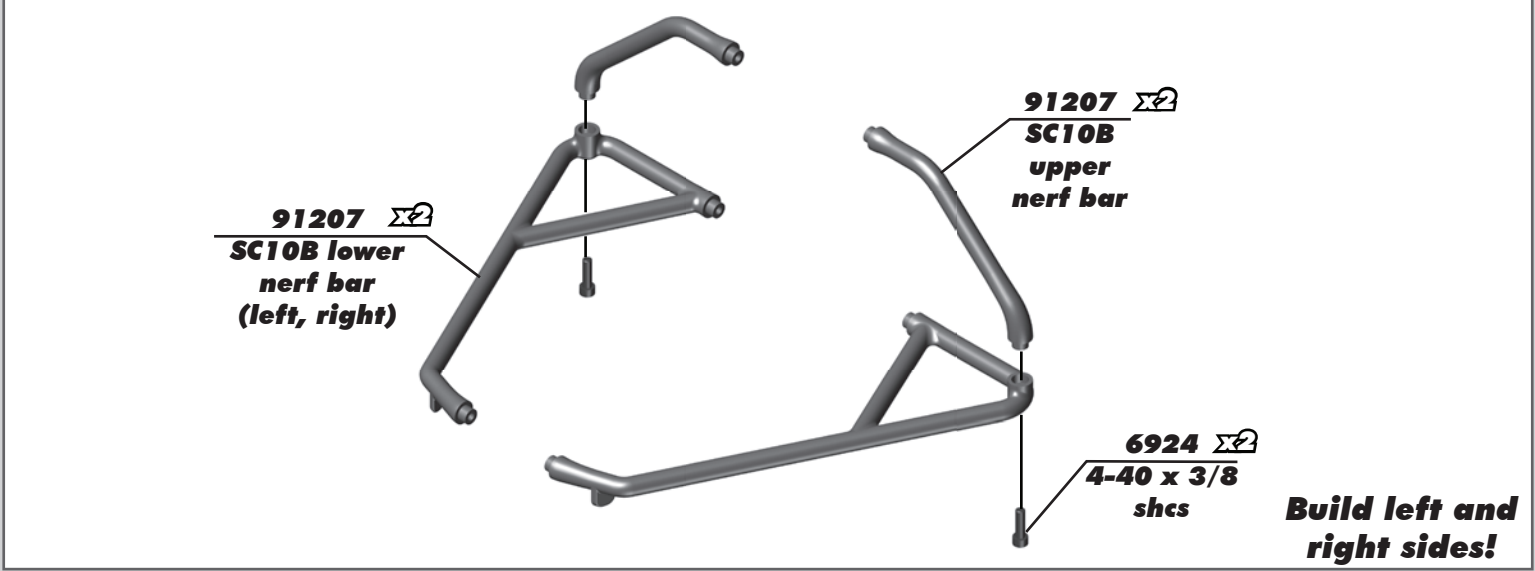
**Note placement  
of foam spacer!**



**Align holes on  
body panel  
for nerf bars!**



**:: Rollcage (cont.)**



**91207**   
SC10B lower  
nerf bar  
(left, right)

**91207**   
SC10B  
upper  
nerf bar

**6924**   
4-40 x 3/8  
shcs

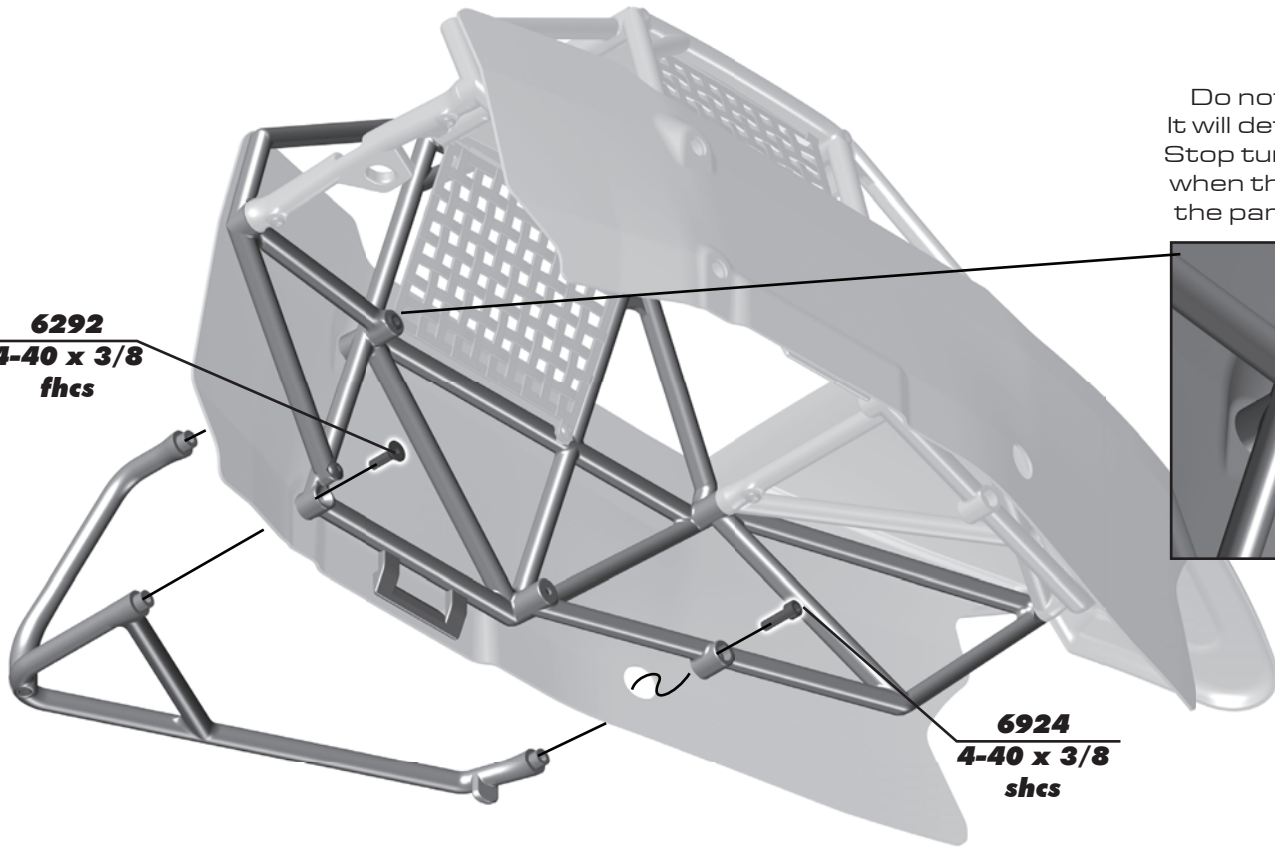
**Build left and  
right sides!**

**:: Rollcage (cont.)**



Do not overtighten!  
It will deform the parts.  
Stop turning the screw  
when the gap between  
the parts disappears.

**6292**  
**4-40 x 3/8**  
**fhcs**

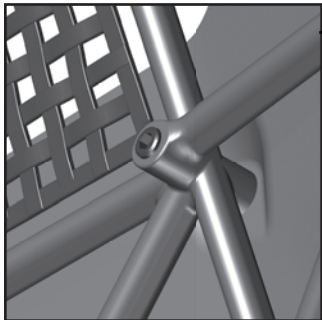


**6924**  
**4-40 x 3/8**  
**shcs**

**:: Rollcage (cont.)**

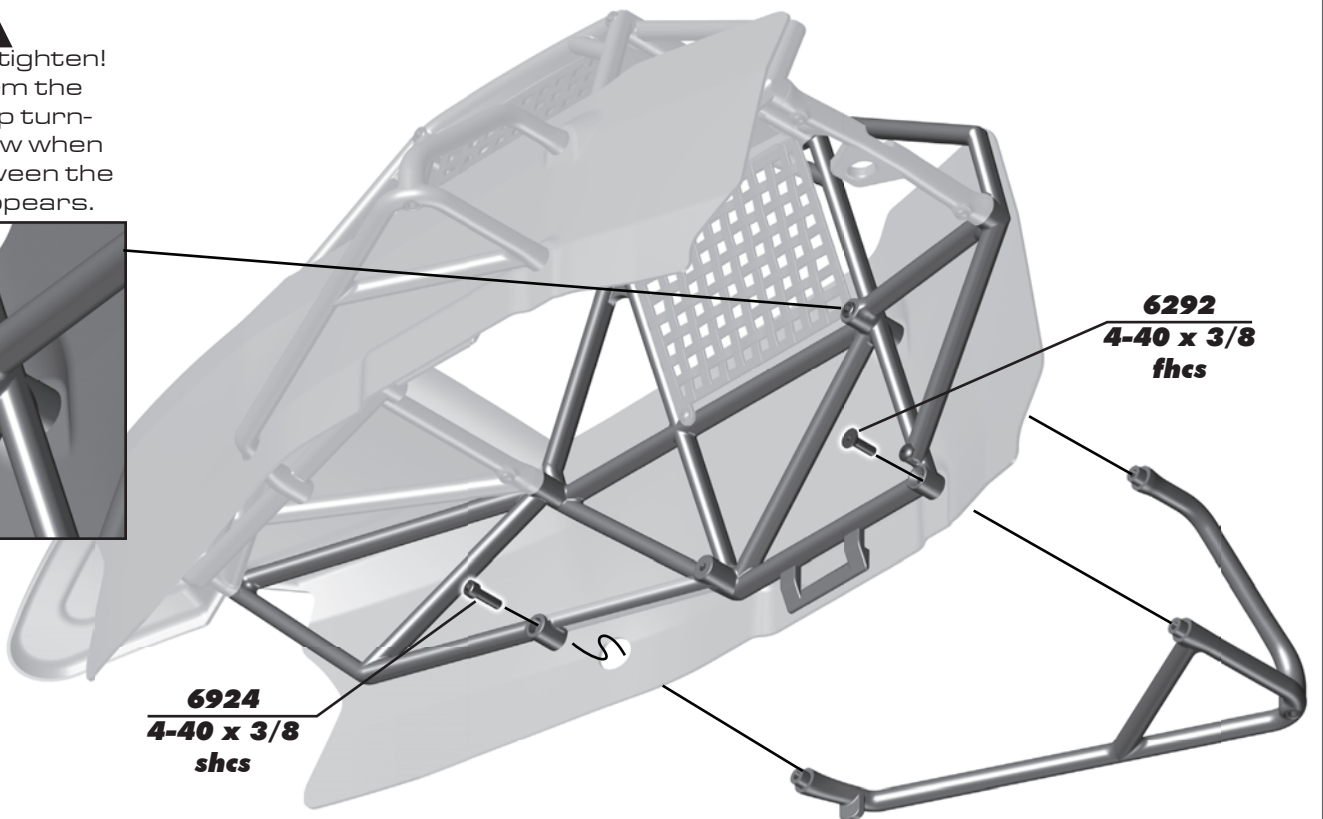


Do not overtighten!  
It will deform the  
parts. Stop turning  
the screw when  
the gap between the  
parts disappears.



**6292**  
**4-40 x 3/8**  
**fhcs**

**6924**  
**4-40 x 3/8**  
**shcs**



**:: Rollcage (cont.)**

**91217**  
**SC10B cockpit underbody**  
**(clear) and helmet**




Install #6936 washer onto #6924 screw as shown. Install helmet onto cockpit.

**6936**  
**#4 Washer**  
**aluminum**


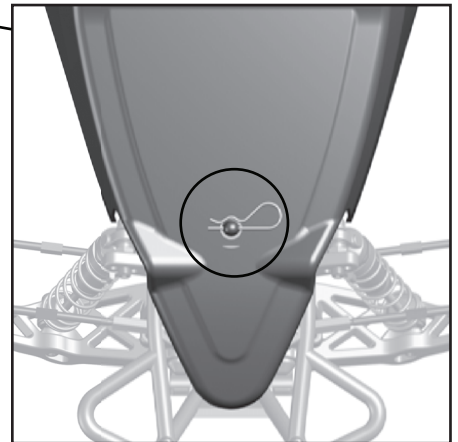
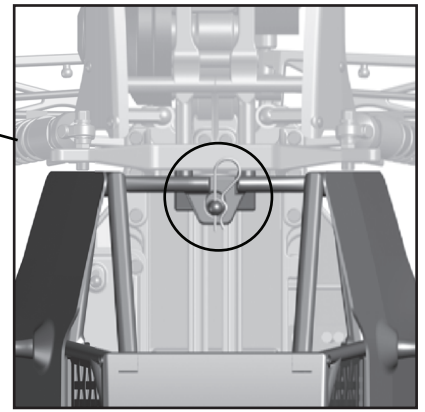
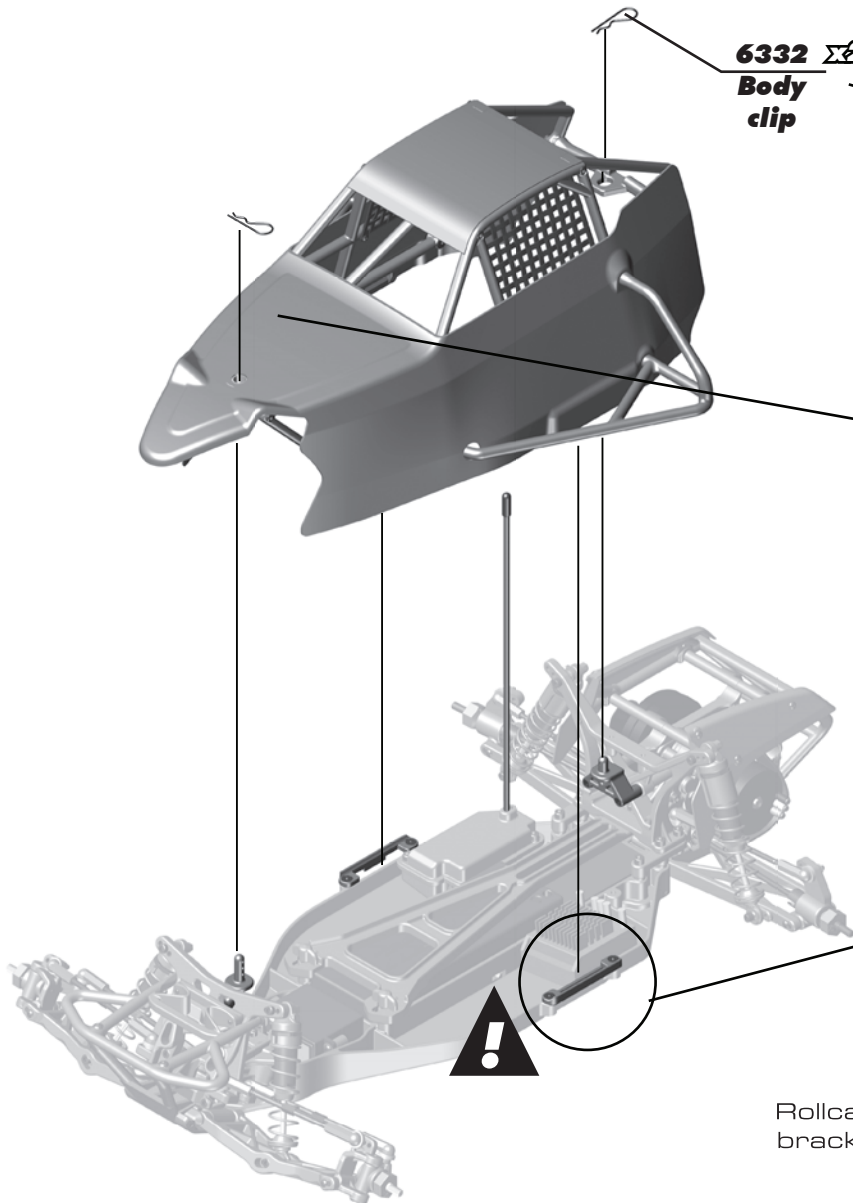
**6924**  
**4-40 x 3/8**  
**shcs**

**9146**  $\Sigma 4$   
**2-56 x 3/16**  
**bhcs**



**:: Rollcage (cont.)**

**6332**  $\Sigma 2$   
**Body**  
**clip**



Rollcage will clip into brackets as shown.

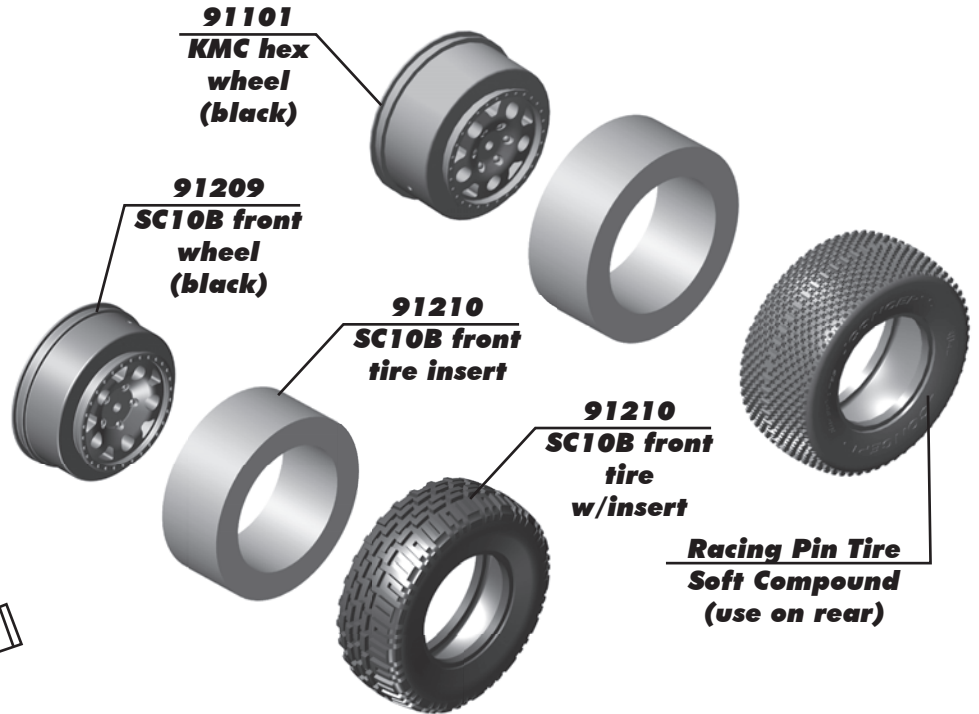
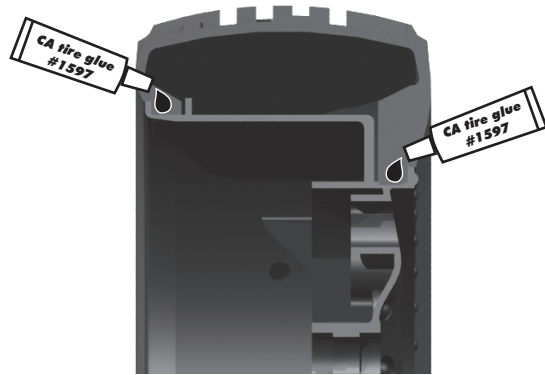
**:: Wheels and Tires**

Note: Clean the rims and tire bead where the two will mount to each other before you glue them together. You can clean them with either rubbing alcohol, or r/c electric motor spray.

Place the foam insert inside the tire. Install the tire on the rim, and push the tire beads inside the grooves on the rim.

Use Tire glue # 1597 (not included) to glue the tire to the wheel. Glue one side at a time, allowing enough time for the glue to dry before continuing to the other side.

Tip: You can use a rubber band to hold the tire tight against the wheel while the glue is drying.




**Build 2 Front! Build 2 Rear!**

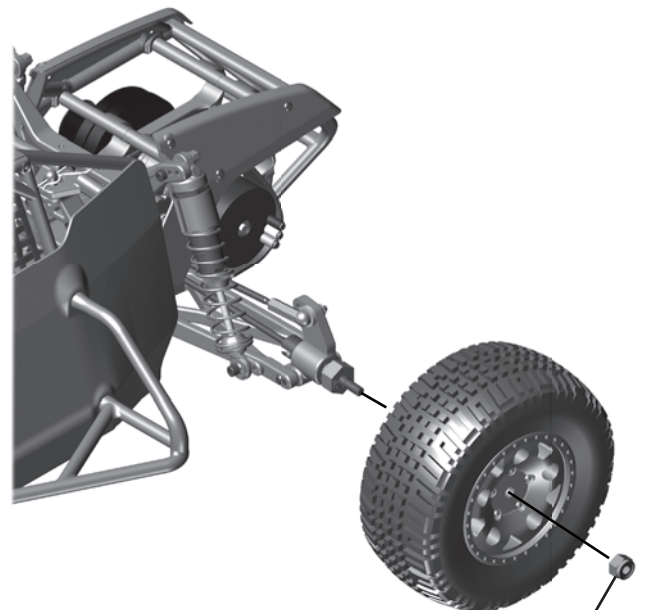
The rear tires included in this RTR are made by JConcepts. JConcepts tires can be purchased at their website: <http://www.jconcepts.net>

**:: Wheels and Tires (cont.)**

**Build left and right sides!**



**6953 8-32 steel locking wheel nut (low-profile)**



**6952 8-32 steel locking wheel nut**



## :: Tuning Tips

### Tips for Beginners:

Before making any changes to the standard setup, make sure you can get around the track without crashing. Changes to your vehicle will not be beneficial if you can't stay on the track. Your goal is consistent laps.

Once you can get around the track consistently, start tuning your vehicle. Make only ONE adjustment at a time, testing it before making another change. If the result of your adjustment is a faster lap, mark the change on the included setup sheet (make additional copies of the sheet before writing on it). If your adjustment results in a slower lap, revert back to the previous setup and try another change.

When you are satisfied with your vehicle, fill in the setup sheet thoroughly and file it away. Use this as a guide for future track days or conditions.

### Parts Maintenance:


Periodically check all moving suspension parts. Suspension components must be kept clean and move freely without binding to prevent poor and/or inconsistent handling.

### Recommended Gearing:

Proper motor gearing will result in maximum performance and run time while reducing the chance of overheating and premature motor failure. The gear ratio chart lists recommended starting gear ratios for the most widely used motor types. Gear ratios will vary depending upon track conditions, driving style, and personal preference. Generally, you should not increase the pinion gear size more than one tooth greater than the starting size.

**SC10B Gear Ratio Chart**

MOTOR	Pinion	Spur	FDR
<b>17.5 Brushless Motor</b>	<b>28</b>	<b>75</b>	<b>6.96 :1</b>
<b>13.5 Brushless Motor</b>	<b>26</b>	<b>75</b>	<b>7.50 :1</b>
<b>10.5 Brushless Motor</b>	<b>24</b>	<b>87</b>	<b>9.42 :1</b>
<b>3300kV Brushless Motor</b>	<b>18</b>	<b>87</b>	<b>12.57 :1</b>



### Setting Gear Mesh:

You should be able to rock the teeth of the spur gear slightly back and forth in the teeth of the pinion gear without making the pinion gear move. If the gear mesh is tight, then loosen the #31531 motor screws and move the motor back a little. Tighten the motor screws, then check gear mesh again. Gear mesh that is too tight or too loose can reduce power and damage or overheat the motor or damage the teeth of the gears.

### Slipper Clutch:

The assembly instructions give you a base setting for your slipper clutch. Turn the nut on the shaft so that the end of the top shaft is even with the outside of the nut. Tighten the nut 3 more turns. At the track, tighten or loosen the nut in 1/8 turn increments until you hear a faint slipping sound for 1-2 feet on takeoffs.

Another popular way to set the clutch is to hold both rear tires firmly in place and apply short bursts of throttle. If the clutch is properly set, the front tires should lift slightly up off the surface.

### Front Toe-In:

Zero degrees toe-in (tires pointing straight forward) is the setting that should be used in almost all track conditions. Occasionally, adding a little bit of toe-out (tires pointing slightly out) can increase initial turn in response. A slight amount of toe-in will increase front end stability a little and results in less aggressive steering, but this option is rarely used.

### Caster:

The vehicle comes with 30 degree caster blocks (#7922). For less aggressive steering try the optional 25 degree caster blocks (#7919).

## :: Tuning Tips (cont.)

### **Front Camber:**

Camber is the angle of the wheel when looked at from the front. The angle is measured from a line perpendicular to the ground to the face of the wheel. Camber is used to ensure a wider tire contact patch while cornering. A good starting point for the front is  $-1^\circ$ . Performance will begin to decrease after  $-3^\circ$ . Positive camber, where the top of the tire is leaning out, is not recommended in the front. To set your camber use the included #1719 camber gauge.

### **Front Camber Links and Vertical Ballstud Adjustment:**

Changing the length of the camber link is considered a bigger change than adjusting the ballstud height on the shock tower. Shortening the camber link (or lowering the ballstud) will give the front end less roll and quicken steering response, especially on corner entry. Lengthening the camber link (or raising the ballstud) will give the front end more roll and slower steering response, but can produce more corner exit steering. Longer camber links are typically used on high grip tracks and shorter links tend to work better on medium grip and loose tracks.

### **Rear Camber:**

A good starting point for the rear camber setting is  $-1^\circ$ . In loose track conditions, going to  $0^\circ$  camber can improve straight-line acceleration.

### **Rear Camber Links and Vertical Ballstud Adjustment:**

Changing the length of the camber link is considered a bigger step than adjusting the ballstud height on the rear chassis brace. Shortening the camber link (or lowering the ballstud) will give the rear end less roll and the car will tend to accelerate or "square up" better. Lengthening the camber link (or raising the ballstud) will give the rear more roll and more cornering grip. Longer camber links are typically used on high grip tracks, while shorter links tend to work better on medium grip and loose tracks.

### **Rear Hub Spacing:**

There are three options for rear hub spacing, FORWARD, MIDDLE, & BACK. The kit setting provides the best possible rear traction. The FORWARD position will provide more rear traction for low grip tracks. The BACK position will provide more steering on high grip tracks.

### **Ride Height:**

Ride height is the distance from the bottom of the chassis to the ground. The standard front ride height setting is with the inner and outer hinge pins of the front arms level on the same imaginary horizontal line, or 31mm as measured from the bottom of the chassis directly behind the skid plate. The standard rear ride height setting is with the driveshafts slightly below level i.e., the diff outdrives are slightly lower than the axles giving the driveshafts a small angle relative to the ground. More specifically, the standard rear ride height is 29mm measured to the bottom of the gearbox where it sticks through the rear chassis plate. To check ride height, lift up the entire car about 8-12 inches off the bench and drop it level. After the suspension "settles" into place, add or remove pre-load clips until the desired ride height is achieved. For precise ride height measurements, use the Factory Team ride height gauge #1449.

### **Anti-Squat:**

Anti-squat denotes the angle of the rear arms relative to the ground. The kit setting is 2 degrees and can be adjusted to 1 degree by removing the included 2 degree shim below the rear arm mount and replacing it with a 1 degree shim. Changing to less anti-squat tends to make the truck produce more rear traction and less steering in the corners.

### **Shock Piston and Fluid:**

The SC10B's shocks are built with our 2 hole, #1 pistons in the front and our #3 pistons in the rear. All pistons have a number molded on them (use a black marker to color in the numbers for easy identification).

As a rule of thumb, larger hole pistons decrease damping which can help the vehicle in bumpy and low-grip situations. On smoother tracks, or for large jumps, you may want to use a smaller hole piston which will increase damping and take away some grip. [#1 large hole, #2 medium hole, #3 small hole]

Typically, your SC10B shocks will work best with shock fluid rates between 25 and 35 wt (275 - 425 CST). Use the thicker weight fluids when changing to larger hole pistons. Use the thinner weight fluids when changing to smaller hole pistons.

### **Setup Sheets:**

Often, the best way to get your car handling right is to use one of the setups from our website as a starting point. Go to [www.rc10.com](http://www.rc10.com) and click on the links to Setup Sheets, then SC10B setups. Our team of professional drivers helps develop these setups at National events. Most drivers have a "base" setup that they use as a starting point for every event. Try running some of our base setups OR look for track conditions and tires that are similar to your local track and mimic that setup. Remember, each adjustment has a purpose, so copy everything from the setup sheet and then make adjustments based on the recommendations in here and in our online tuning guide.

**:: Shocks**

5407	Red O-Rings	8
6299	1/8" E-Clips	12
6441	Shock Cap, Molded	4
6458	Shock Shaft, 1.32" stroke	1
6459	Shock Shaft, 1.02" stroke	1
6465	Shock Pistons, 4 each	1
6466	Shock Down Stops, Set	1
6469	Black Shock Cap O-Ring	4
6473	Shock Bushings	4
6475	Preload Spacers 5 thicknesses, Collars & Cups, 4 each	1
6925	4-40 x 1/2" SHCS	6
6927	4-40 x 3/4" SHCS	6
7217	Shock Rod Ends / Plastic Pivot Balls	2
7484	V2 1/10 Shocks Rebuild Kit	1
8846	Preload Spacers, 4 each	1
9884	V2 RTR Front Shock Bodies 1.02"	Pr.
9885	V2 RTR Rear Shock Bodies 1.39"	Pr.



**:: Springs**

1580	FT Truck Front Spring Kit. 1 pair of green, 1 silver, blue, gold, and red front springs	1
1582	FT Truck Front Spring Kit. 1 pair of green, 1 silver, blue, gold, and red rear springs	1
6478	Rear Spring Silver 2.10 lb	Pr.
6480	Rear Spring Green 1.90 lb (Kit)	Pr.
6481	Rear Spring Black 1.74 lb	Pr.
6482	Rear Spring Gray 2.33 lb	Pr.
7425	Front Spring Gold 3.70 lb (Kit)	Pr.
7426	Front Spring Black 2.765 lb	Pr.
7427	Front Spring Green 2.99 lb	Pr.
7428	Front Spring Silver 3.225 lb	Pr.
7429	Front Spring Blue 3.45 lb	Pr.
7430	Front Spring Red 3.90 lb	Pr.
7434	Rear Spring Blue 2.55 lb	Pr.
7435	Rear Spring Gold 2.75 lb	Pr.
7436	Rear Spring Red 2.95 lb	Pr.

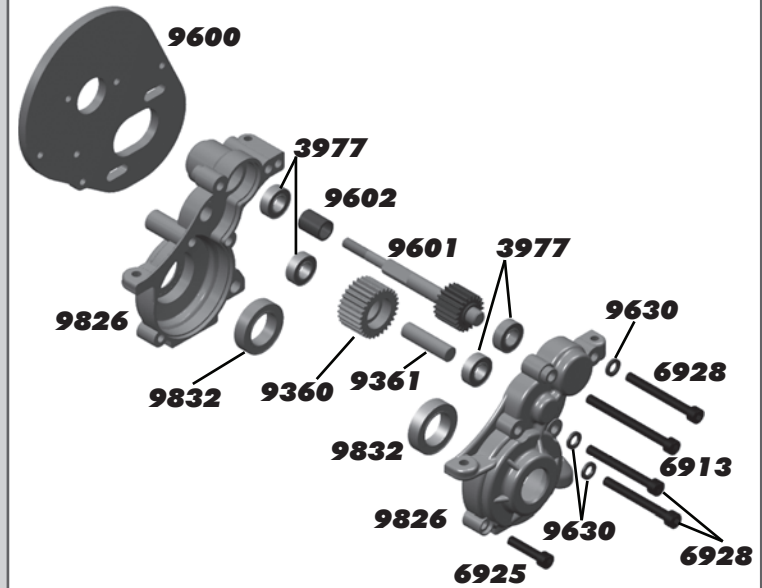
**:: Shock Fluid**

5420	10 Weight Silicone Shock Fluid	2oz.
5421	20 Weight Silicone Shock Fluid	2oz.
5422	30 Weight Silicone Shock Fluid	2oz.
5423	40 Weight Silicone Shock Fluid	2oz.
5424	22.5 Weight Silicone Shock Fluid	2oz.
5425	80 Weight Silicone Shock Fluid	2oz.
5426	27.5 Weight Silicone Shock Fluid	2oz.
5427	15 Weight Silicone Shock Fluid	2oz.
5428	25 Weight Silicone Shock Fluid	2oz.
5429	35 Weight Silicone Shock Fluid	2oz.
5430	45 Weight Silicone Shock Fluid	2oz.
5431	55 Weight Silicone Shock Fluid	2oz.
5432	32.5 Weight Silicone Shock Fluid	2oz.
5433	37.5 Weight Silicone Shock Fluid	2oz.
5434	42.5 Weight Silicone Shock Fluid	2oz.
5435	50 Weight Silicone Shock Fluid	2oz.
5436	60 Weight Silicone Shock Fluid	2oz.
5437	70 Weight Silicone Shock Fluid	2oz.
5438	47.5 Weight Silicone Shock Fluid	2oz.



**:: Transmission**

3977	Ball Bearing, 3/16" x 3/8"	2
6913	4-40 x 1 1/4" SHCS	6
6925	4-40 x 1/2" SHCS	6
6928	4-40 x 1" SHCS	6
9360	Idler Gear, molded	1
9361	Idler Gear Shaft	1
9600	B4/T4 Motor Plate	1
9601	B4/T4 Top Shaft	1
9602	B4/T4 Top Shaft Spacer	1
9630	Ball End Washer	10
9826	SC10 Transmission Case (left & right)	1
9832	Ball Bearing, 10 x 16mm	2



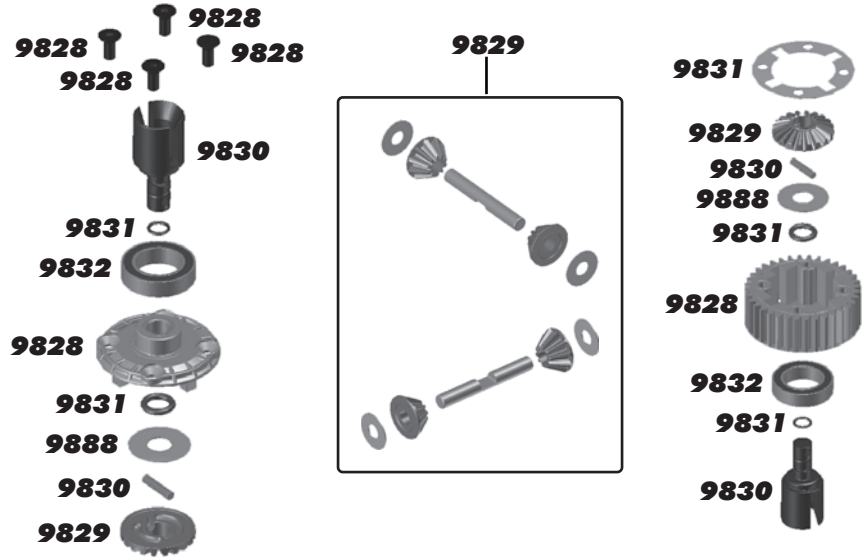
**:: Slipper Clutch / Pinions**

6285	4-40 x 1/4 SHCS	12	8253	16T 48P Pinion Gear	1
6629	5-40 Locknuts	6	8254	17T 48P Pinion Gear	1
7460	Molded B4/T4 Gear Cover, black (Kit)	1	8255	18T 48P Pinion Gear (Kit)	1
7461	Molded B4/T4 Gear Cover, clear	1	8256	19T 48P Pinion Gear	1
7485	V2 Slipper Hubs	2	8257	20T 48P Pinion Gear	1
7486	V2 Slipper Spring and Washer	1	8258	21T 48P Pinion Gear	1
9603	B4/T4 Slipper Pad	2	8259	22T 48P Pinion Gear	1
9650	75T 48P Spur Gear	1	8260	23T 48P Pinion Gear	1
9651	81T 48P Spur Gear	1	8261	24T 48P Pinion Gear	1
9652	78T 48P Spur Gear	1	8263	26T 48P Pinion Gear	1
9653	84T 48P Spur Gear	1	8264	27T 48P Pinion Gear	1
9654	87T 48P Spur Gear (Kit)	1	8265	28T 48P Pinion Gear	1
			8266	29T 48P Pinion Gear	1
			8267	30T 48P Pinion Gear	1
			8268	31T 48P Pinion Gear	1
			8269	32T 48P Pinion Gear	1
			8270	33T 48P Pinion Gear	1
			8271	34T 48P Pinion Gear	1
			8272	35T 48P Pinion Gear	1



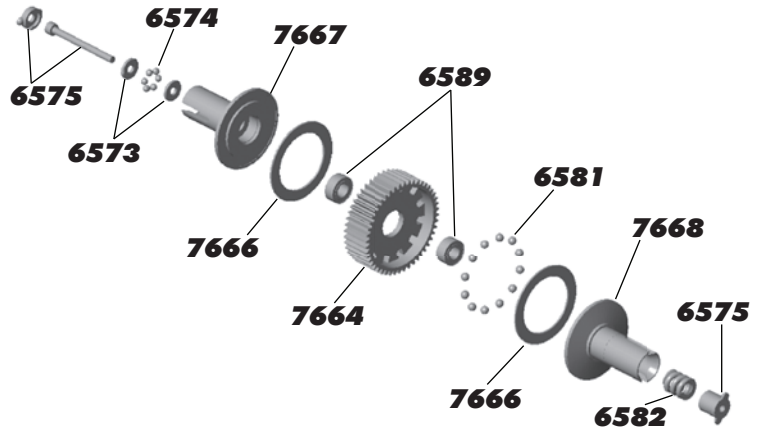
**:: Gear Differential**

9827	Complete Gear Diff	1
9828	Diff Gear and Cover	1
9829	Gear Diff Rebuild	1
9830	Gear Diff Outdrives, Set	1
9831	Gear Diff O-Ring Set	1
9832	10x16mm Bearing	2
9888	0.5mm Gear Diff Shim	2




**:: Ball Differential**

6573	Diff Thrust Washer & Bolt	2
6574	Precision Diff Thrust Balls, 5/64"	6
6575	Locking T-Nut, Diff Thrust Bolt, & Cover	1
6581	3/32" Carbide Diff Balls	12
6582	Diff Thrust Spring	1
6589	Ball Bearing, 5/32 x 5/16" unflanged	2
7664	Diff Gear 52T	1
7666	Diff Drive Rings, 2.60:1	2
7667	Diff Outdrive Hub, Right, 2.60:1	1
7668	Diff Outdrive Hub, Left, 2.60:1	1
7677	Offroad Diff Rebuild Kit	1
7678	Offroad Diff Kit	1



**:: Turnbuckles / Servo**

3981	Ballstud .20" Black (short)	6
6272	Foam Ballend Dust Cover	28
6292	4-40 x 3/8" FHCS	6
6917	4-40 x 3/8" BHCS	6
7101	Turnbuckle 2.80"	Pr.
7230	Ballcups, large	12
7253	Turnbuckle 2.62"	Pr.
7336	Servo Mount Set	1
7337	Gold Washer	4
9170	B4 / T4 Servo Link	1
9180	Servo Horns Set	1



**Front Camber Turnbuckle**

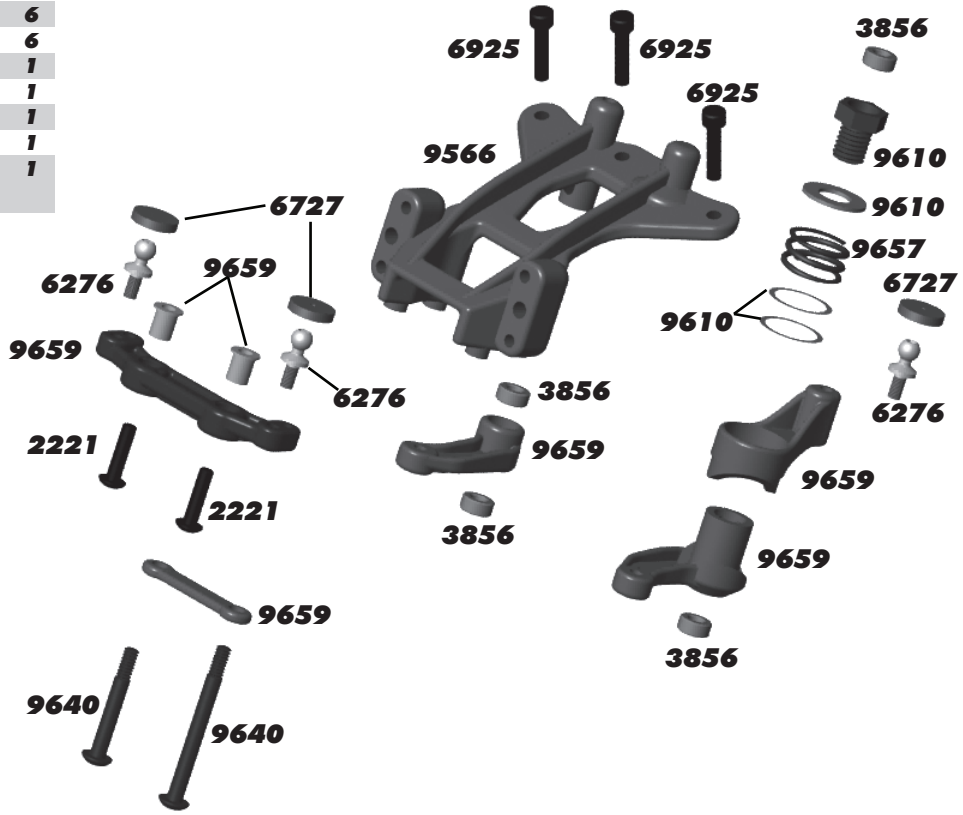


**Steering Turnbuckle Rear Camber Turnbuckle**



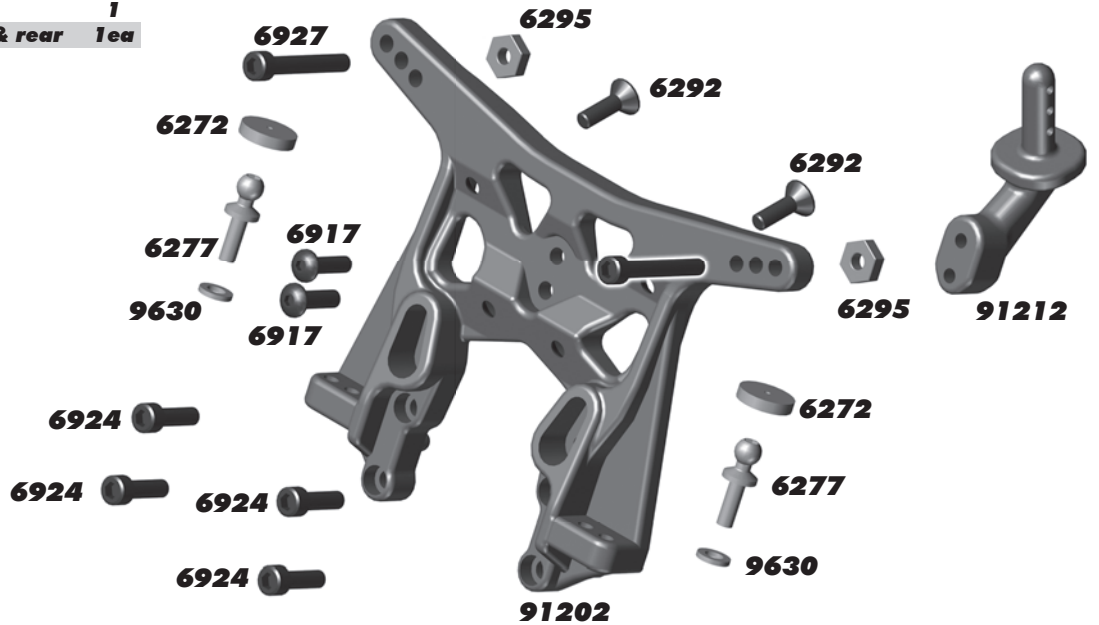
**:: Steering**

2221	4-40 x 7/16" BHCS	6
3856	Steering Bushings, Set	1
6272	Foam Ball end Dust Covers	28
6276	Ballstud .20" Silver (short)	6
6925	4-40 x 1/2" SHCS	6
9566	B4 / T4 Top Plate	1
9610	Servo Saver / Steering Hardware	1
9640	B4 / T4 Steering Bolt, left & right	1
9657	B4 / T4 HD Servo Saver Spring	1
9659	B4 / T4 Steering Set. Includes Rack, Bellcrank, Servo Saver, Steering Brace	1



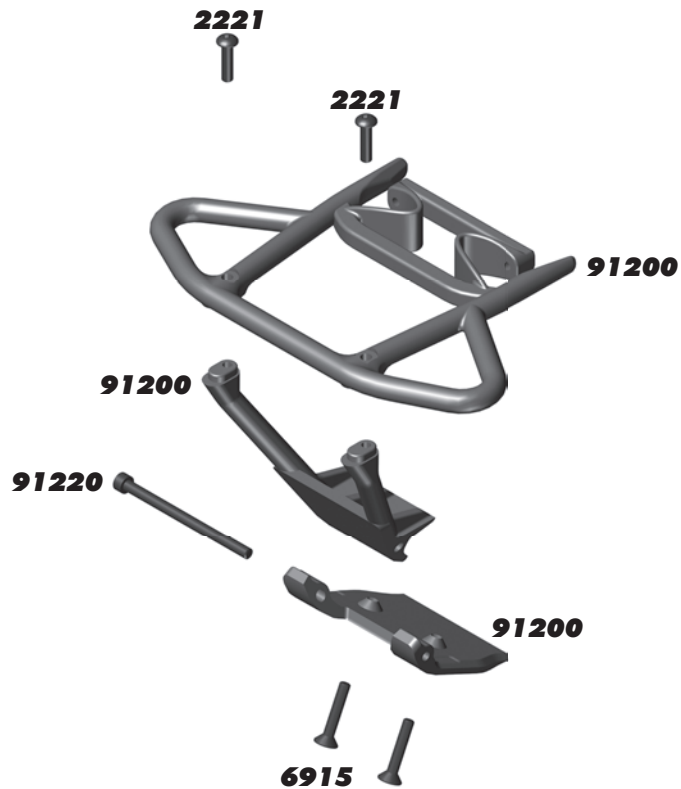
**:: Front Shock Tower**

6272	Foam Ballend Dust Covers	28
6277	Ballstud .30" long (silver)	6
6292	4-40 x 3/8 FHCS	6
6295	4-40 Nuts	6ea
6917	4-40 x 3/8 BHCS	6
6924	4-40 x 3/8 SHCS	6
6927	4-40 x 3/4 SHCS	6
9630	Ballstud Washer	10
91202	SC10B Front Shock Tower	1
91212	SC10B Body Mounts, front & rear	1ea



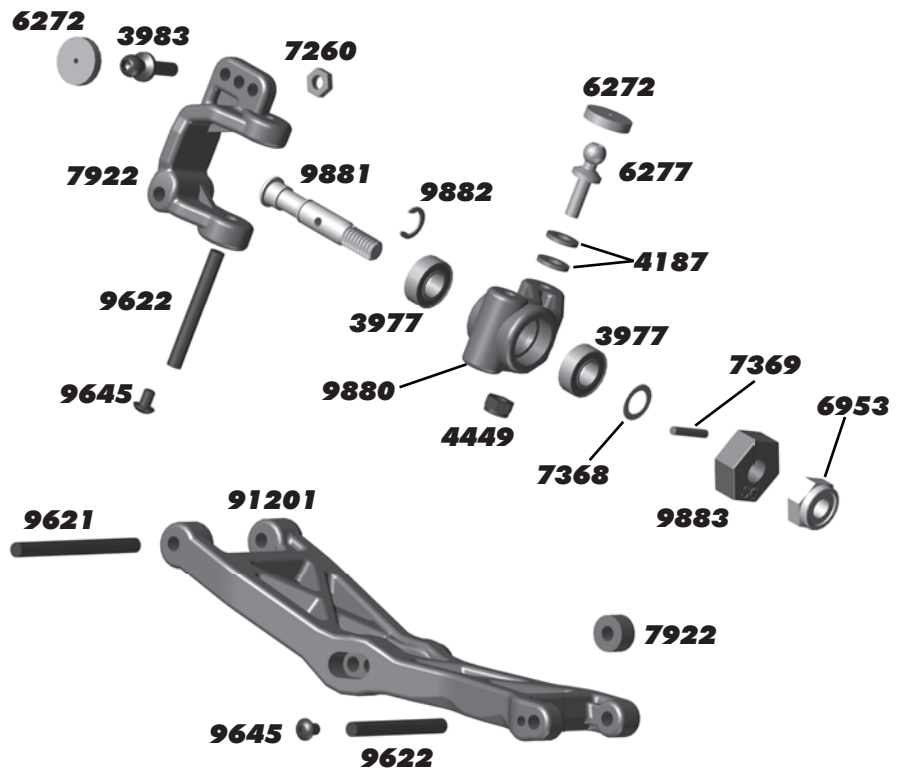
## :: Front Bumper

2221	4-40 x 7/16 BHCS	6
6915	4-40 x 5/8 FHCS	6
91200	SC10B Front Bumper Set	1
91220	4-40 x 1 5/8 SHCS	6



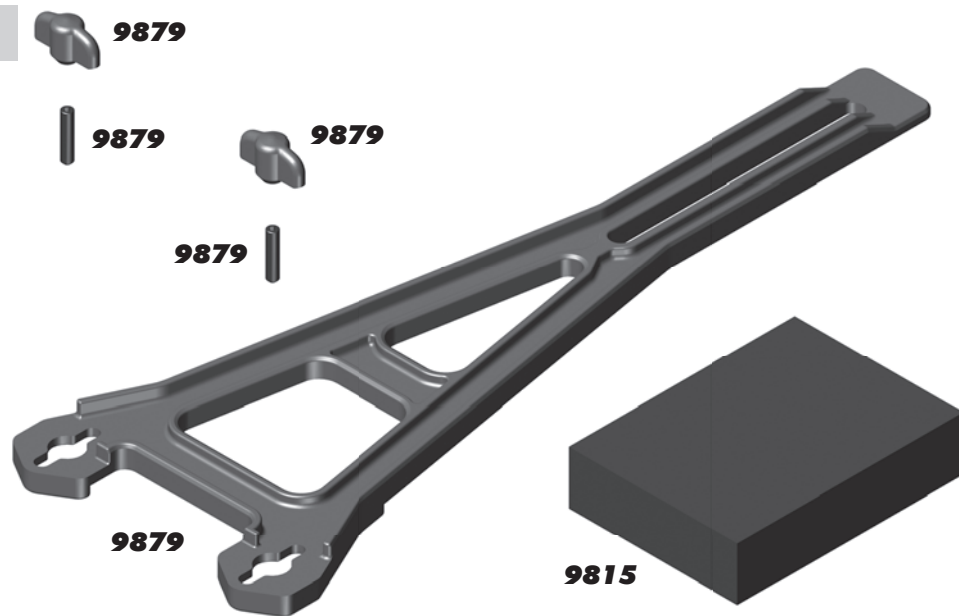
## :: Front Suspension

3977	3/16 x 3/8 RS Ball Bearing	2
3983	Ballstud .30" short (black)	6
4187	.030" Nylon Washers	12
4449	4-40 x 3/16 Aluminum Locknut	5
6272	Foam Ballend Dust Covers	28
6277	Ballstud .30" Silver, short	6
6953	8-32 Low Profile Steel Locknut	6
7260	4-40 Small Plain Nut	12
7368	3/16" Axle Shim	14
7369	1/16" Universal Roll Pins	4
7922	30D Caster Blocks L&R	Pr.
9621	Front / Rear Inner Hinge Pins	1
9622	Hinge Pin Set, outer, & King Pin	1
9645	2-56 x 1/8 BHCS	6
9880	SC10 Steering Blocks, Hex	Pr.
9881	SC10 Front Axle & C-Clips, Hex	2
9882	C-Clips, 3/16"	6
9883	SC10 Wheel Hex Adapters, Set	1
91201	SC10B Front Arms	Pr.



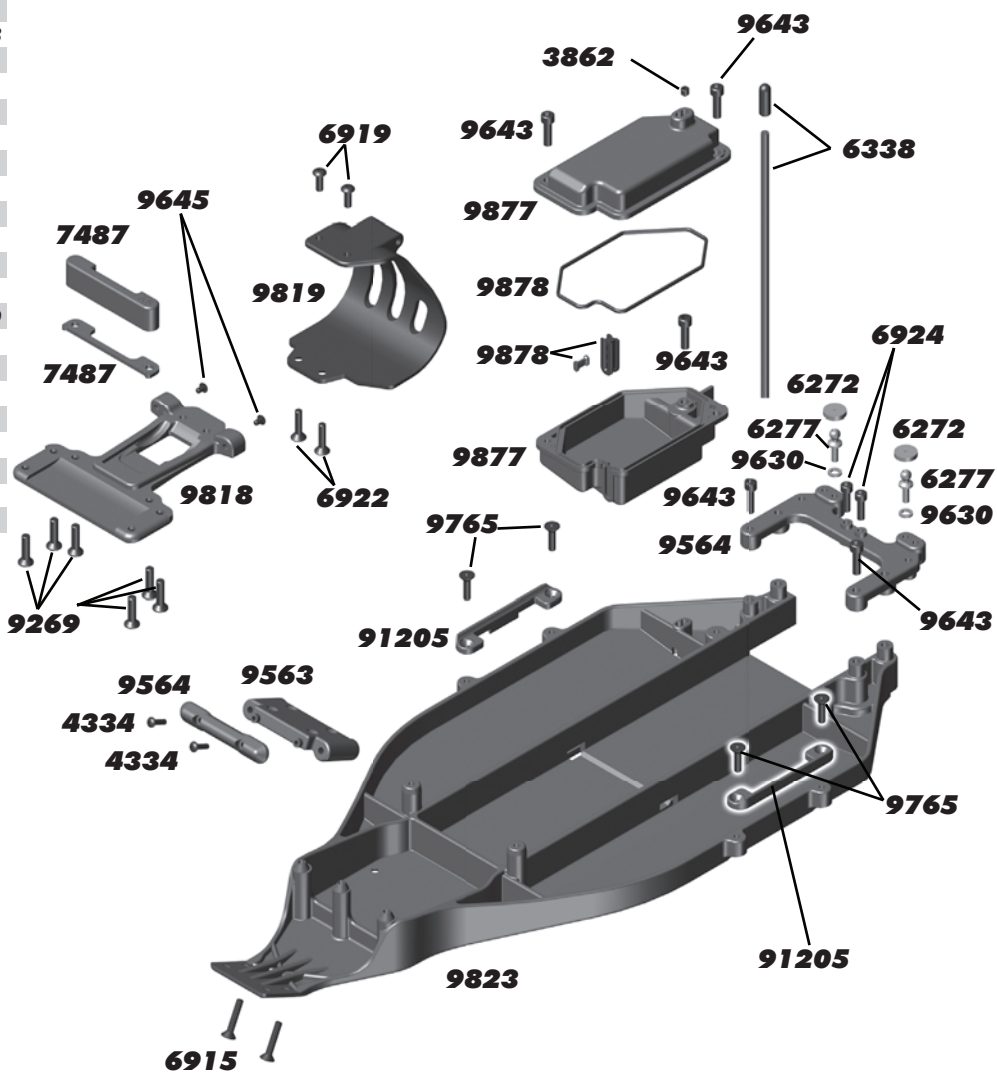
**:: Battery Strap**

9815	SC10 Foam Battery Spacer	1
9879	SC10 Battery Strap, Thumb Screws, and Setscrews	1



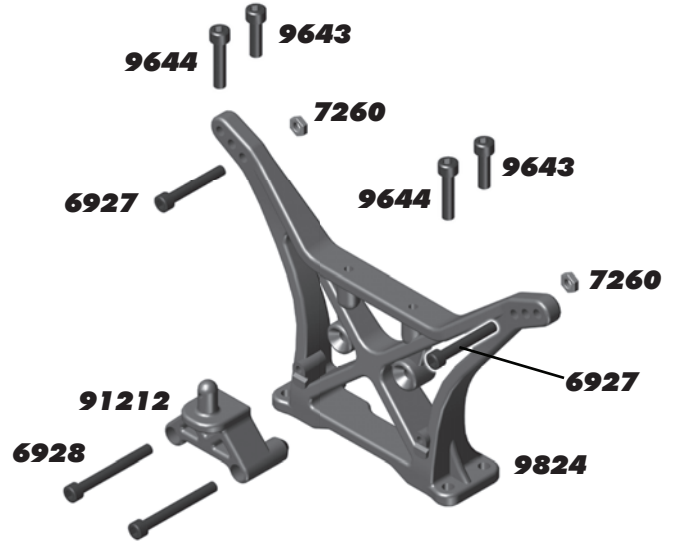
**:: Chassis / Radio Tray**

3862	5-40 x 1/8" Set Screw	6
4334	2-56 x 5/16" BHCS	8
6272	Foam Ballend Dust Cover	28
6277	Ballstud .30" Silver (long)	4
6338	Antenna Tube (black)	1
6915	4-40 x 5/8" FHCS	6
6919	4-40 x 5/16" BHCS	6
6922	4-40 x 1/2" FHCS	6
6924	4-40 x 3/8" SHCS	6
7487	Arm Mounts, 2.5, 3, 3.5, 4	1
9269	5-40 x 1/2" FHCS	6
9563	B4 / T4 / GT2 Front Bulkhead	1
9564	RR / FR Hinge Brace	1
9630	.030 Ballstud Washer	10
9643	5-40 x 7/16" SHCS	6
9645	2-56 x 1/8" BHCS	8
9765	4-40 x 7/16 FHCS	6
9818	SC10 Arm Mount / Chassis Plate	1
9819	SC10 Rear Motor Guard	1
9823	SC10 Chassis	1
9877	SC10 Receiver Box	1
9878	SC10 Receiver Box Seals	1
91205	SC10B Roll cage Bracket	2



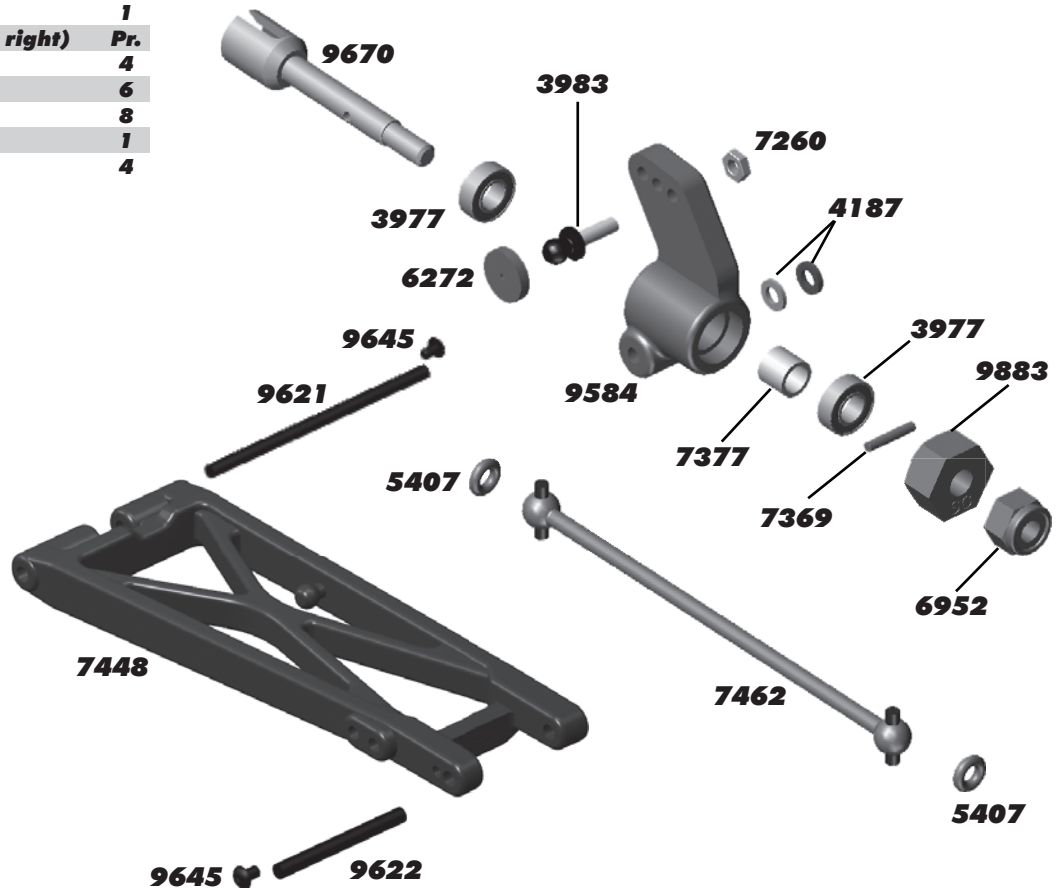
**:: Rear Shock Tower**

6927	4-40 x 3/4" SHCS	6
6928	4-40 x 1" SHCS	6
7260	4-40 Plain Nut	12
9643	5-40 x 7/16" SHCS	6
9644	5-40 x 9/16" SHCS	6
9824	T4 / SC10 Rear Shock Tower	1
91212	SC10B Body Mounts, front & rear	1



**:: Rear Suspension**

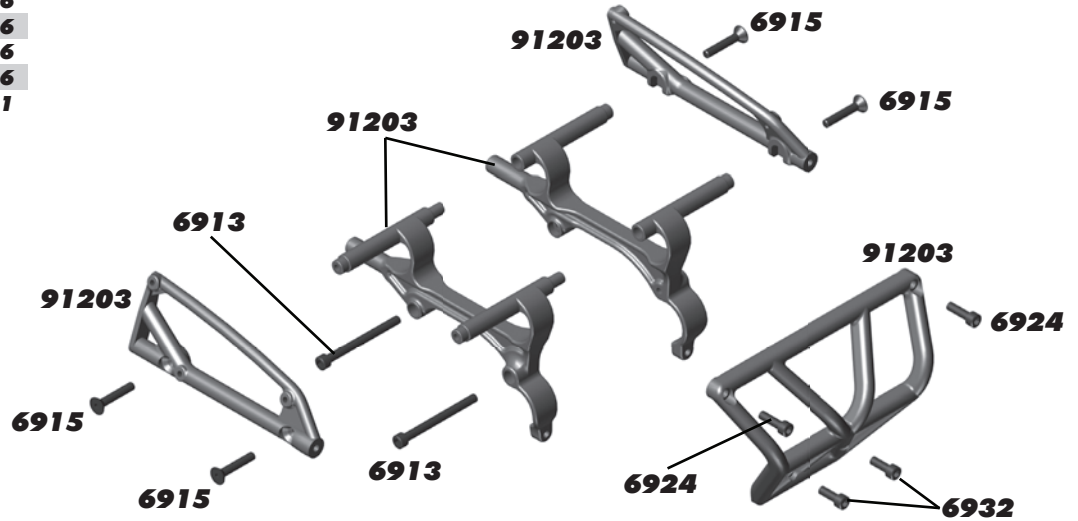
3977	Ball Bearing 3/16 x 3/8"	2
3983	Ballstud .30" short (black)	6
4187	.030 Nylon Washers	12
5407	Red O-Ring	8
6272	Foam Ballend Dust Cover	28
6952	8-32 Locking Nut, steel	6
7260	4-40 Plain Nut	12
7369	1/16" Axle Roll Pins	4
7377	Axle Spacer Crush Tubes	2
7448	T4 Rear A-Arms	Pr.
7462	T4 / GT2 RTR Dogbone	1
9584	B4 / T4 RR Hub Carrier (left & right)	Pr.
9621	B4 Inner Hinge Pin Set	4
9622	B4 Outer Hinge Pin Set	6
9645	2-56 x 1/8" BHCS	8
9670	3/16" Rear Axle	1
9883	SC10 Wheel Hex Adapters	4






**:: Rear Bumper**

6913	4-40 x 1 1/4" SHCS	6
6915	4-40 x 5/8" FHCS	6
6924	4-40 x 3/8" SHCS	6
6932	4-40 x 5/16" SHCS	6
91203	SC10B Rear Bumper Set	1



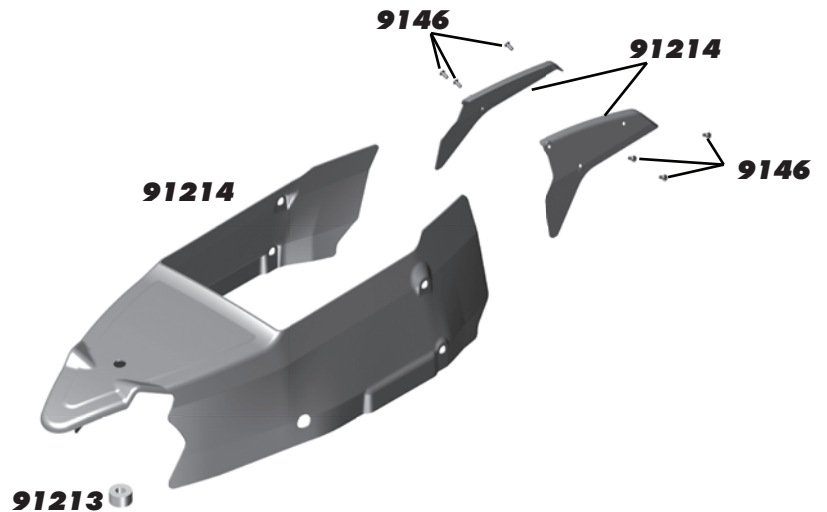

**:: Wheels, Tires, Inserts**

9809	SC10 Tires w/Foam Inserts	2
89413	1/8 Molded Tire Inserts	2
91101	KMC Hex Wheels, Black (Kit)	2
91102	KMC Hex Wheels, Silver	2
91103	KMC Hex Wheels, Chrome	2
91104	KMC Hex Wheels/Tire Black	2
91105	KMC Hex Wheels/Tire Silver	2
91106	KMC Hex Wheels/Tire Chrome	2
91209	SC10B Front Wheels Hex, Black	2
91210	SC10B Front Tires w/ Foam Inserts	2
91211	SC10B Front Wheels/Tire Black	2
91221	SC10B Front Wheel Hex, Chrome	2
91222	SC10B Front Wheels/Tire Chrome	2



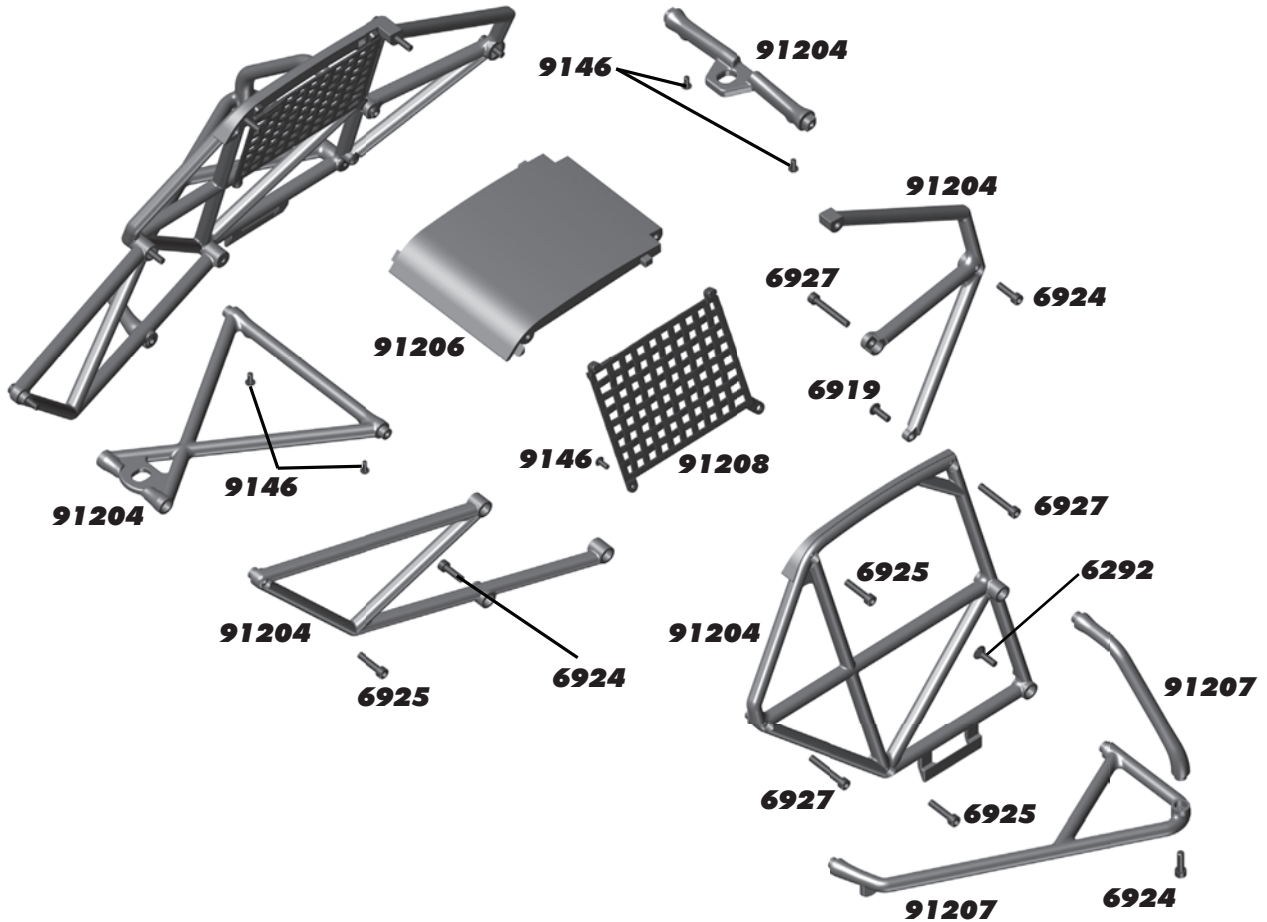
**:: Body and Driver**

6924	4-40 x 3/8" SHCS	6
6936	#4 Washer, Aluminum	10
9146	2-56 x 3/16" BHCS	6
91213	SC10B Foam Body Spacers	2
91214	SC10B Body, clear	1
91215	SC10B Team AE Body, pre-painted	1
91216	SC10B Blue AE Body, pre-painted	1
91217	SC10B Cockpit Underbody w/Driver, clear	1
91218	SC10B Blue AE Body Decals	1
91219	SC10B Team AE Body Decals	1



**:: Roll Cage**

6292	4-40 x 3/8" FHCS	6
6919	4-40 x 5/16" BHCS	6
6924	4-40 x 3/8" SHCS	6
6925	4-40 x 1/2" SHCS	6
6927	4-40 x 3/4" SHCS	6
9146	2-56 x 3/16" BHCS	6
91204	SC10B Rollcage	1
91206	SC10B Roll cage Roof	1
91207	SC10B Nerf Bars, left & right	1ea
91208	SC10B Window Nets, left & right	1ea



**:: Lubes & Adhesives / Decals / Misc.**

1105	FT Green Slime Shock Lube	1
1596	FT Locking Adhesive	1
1597	FT Tire Adhesive, medium	1
5450	Silicone Diff Fluid 1000cst	1
5451	Silicone Diff Fluid 2000cst	1
5452	Silicone Diff Fluid 3000cst	1
5453	Silicone Diff Fluid 5000cst	1
5454	Silicone Diff Fluid 7000cst	1
5455	Silicone Diff Fluid 10000cst	1
5456	Silicone Diff Fluid 20000cst	1
5457	Silicone Diff Fluid 30000cst	1
5458	Silicone Diff Fluid 60000cst	1
5459	Silicone Diff Fluid 100000cst	1
6588	Black Grease - 4cc	1
6591	S.Diff Lube - 4cc	1
6636	Silicone Grease - 4cc	1
6727	Servo Tape	2
716	Reedy 2009 Sticker Set	1
717	Reedy Powered Logo Decal	1
3816	American Bumper Sticker	1
3820	AE Logo Decal Sheet	1
3834	AE Blue Embossed Logo Sticker	2

1596



5452



1105



## :: Factory Team and Option Parts

1283	FT T4 Ti Turnbuckle Set	1
1408	FT Ti Turnbuckle, 2.65" (blue) for front steering	Pr.
1409	FT Ti Turnbuckle, 1" (sway bar) (blue)	Pr.
1417	FT Ti Turnbuckle, 2.80" (blue)	Pr.
1585	FT B4 Aluminum Trailing Axle, requires # 9581, 4187 (Not for hex wheels)	Pr.
1598	FT Blue Aluminum Shock Caps, (blue)	4
1654	FT Solid Axle Pins	4
1734	FT Blue Body Clip, 4 long, 6 short	10
1735	FT Blue Body Clip, long	4
1736	FT Blue Body Clip, short	6
1770	FT Milled Aluminum Motor Plate, (blue)	1
1777	Blue Aluminum Shock Ball Ends with Eyelets, Set	1
1778	FT Milled Aluminum Motor Plate, (black)	1
1779	FT Servo Mounts, blue aluminum	Pr.
1780	FT Blue Aluminum Threaded Shock Bushings	4
1781	FT Rear Shock Bushing (short)	4
1787	FT Battery Strap Thumb Screws, Set	1
3438	8-32 LP Locknuts (blue)	3
3971	Steering Rack Bearings	4
6416	Gold Shock Shaft, 1.32" stroke	1
6417	Gold Shock Shaft, 1.02" stroke	1
6443	Bleeder Shock Caps, 1/10	4
6463	Shock Pistons, Blank	8
6584	3/32" Ceramic Diff Balls	12
6906	Ball Bearing, PTFE Sealed 3/16 x 3/8"	2
6937	FT 4-40 Aluminum Locknuts (blue)	6
6943	FT 8-32 Aluminum Locknuts (blue)	6
7381	CVD/CVA Rebuild Kit	1
7416	FT Threaded Shock Collar & O-Rings	Pr.
7449	T4 Rear A-Arm, Carbon	Pr.
7453	CVD Axle Bone T4 (black)	Pr.
7455	CVD Set T4	Pr.
7476	FT V2 1.02" Threaded Shocks Kit	Pr.
7477	FT V2 1.02" Threaded Shock Bodies	Pr.
7482	FT V2 1.39" Threaded Shocks Kit	Pr.
7483	FT V2 1.39" Threaded Shock Bodies	Pr.
7495	FT Vented V2 Slipper Hubs	2
7922	Caster Block 30 deg, (left & right) (Kit)	Pr.
7933	Crush Tube (for use with FT Aluminum Hubs Only)	2
7935	.187 x .50 x .196 Bearing (for use with FT Aluminum Hubs Only)	2
7990	Aluminum Front Bulkhead (blue)	1
9565	B4 / T4 Chassis Brace, Hinge Pin Brace, Carbon	1
9567	B4 / T4 Top Plate, Carbon	1
9592	B4 / T4 Caster Block 20 deg, (left & right)	Pr.
9596	FT SC10 / T4 CVA Bones, requires #9755	Pr.
9598	CVD Axles B4, T4, SC10	Pr.
9600B	FT B4 / T4 Aluminum Motor Plate (blue)	1
9608	RR Axle Wheel Spacer (silver)	Pr.
9610B	B4 / T4 Blue Servo Saver Bolt	1
9635	B4 / T4 Sway Bar Kit.	1
9665	FT B4 / T4 Aluminum Hinge Pin Brace V2	1
9674	T4 Shiny CVD Dogbone, requires #9598	Pr.
9678	FT SC10 / T4 CVA Set	Pr.
9755	CVA Axle, Rear B44, B4, T4, SC10	Pr.
9789	SC10 / B4 FT Ti Front Axles, Set, requires # 9581, 4187 (Not for hex wheels)	1
9795	Ti Nitride Ballstuds 4-40 x .20 - long	Pr.
9796	Ti Nitride Ballstuds 4-40 x .30 - long	Pr.
9797	Ti Nitride Ballstuds 4-40 x .40 - long	Pr.
9798	Ti Nitride Ballstuds 4-40 x .20 - short	Pr.
9799	Ti Nitride Ballstuds 4-40 x .30 - short	Pr.
9851	SC10 Battery Strap, Carbon	1
9864	FT Aluminum Hub, 0 deg (requires #7933, #7935, #6906)	Pr.
9865	FT Aluminum Hub, 0.5 deg (requires #7933, #7935, #6906)	Pr.
9866	FT Aluminum Hub, 1 deg (requires #7933, #7935, #6906)	Pr.

## :: Factory Team and Option Parts (cont.)

9867	FT Aluminum Hub, 1.5 deg (requires #7933, #7935, #6906)	Pr.
9872	FT Aluminum Hub Tower Set	1
9873	FT Aluminum Hub Tower C, carbon fiber	Pr.
31286	Aluminum Ballstud Washers, blue	1
31550	M3 Aluminum Locknuts, blue	6
91170	Hi -Torque Slipper Pad	2
91175	VTS Slipper Conversion	1
91176	VTS Slipper Housing	1
91177	VTS Slipper Pads	2
91178	VTS Slipper Plate	1
91179	VTS Slipper Hub, Outer	1
91300	12 x 27.5 Threaded Shock Body	2
91302	12 x 36 Threaded Shock Body	2
91303	12mm Shock Cap	2
91304	12mm Threaded Collar and O-Ring	2
91306	27.5 x 3 TiN Shock Shaft (front)	1
91307	35 x 3 TiN Shock Shaft (rear)	1
91308	12mm Shock Piston, (1.5, 1.6, 1.7)	4ea.
91309	12mm Shock Rebuild Kit	1
91310	12mm Shock Spring Cups (+0mm, +5mm, +9mm)	4ea.
91315	12mm Shock Kit (SC10, T4 fr - all model versions)	2
91317	12mm Shock Kit (SC10, T4 rr - all model versions)	2
91325	12mm Front Spring Brown 2.85	Pr.
91326	12mm Front Spring Black 3.00	Pr.
91327	12mm Front Spring Green 3.15	Pr.
91328	12mm Front Spring White 3.30	Pr.
91329	12mm Front Spring Gray 3.45	Pr.
91330	12mm Front Spring Blue 3.60	Pr.
91331	12mm Front Spring Yellow 3.75	Pr.
91332	12mm Front Spring Red 3.90	Pr.
91333	12mm Front Spring Orange 4.05	Pr.
91334	12mm Front Spring Purple 4.20	Pr.
91335	12mm Rear Spring Black 1.90	Pr.
91336	12mm Rear Spring Green 2.00	Pr.
91337	12mm Rear Spring White 2.10	Pr.
91338	12mm Rear Spring Gray 2.20	Pr.
91339	12mm Rear Spring Blue 2.30	Pr.
91340	12mm Rear Spring Yellow 2.40	Pr.
91341	12mm Front Soft Spring Kit (3 pair)	1
91342	12mm Front Medium Spring Kit (3 pair)	1
91343	12mm Front Hard Spring Kit (3 pair)	1
91344	12mm Rear Soft Spring Kit (3 pair)	1
91345	12mm Rear Medium Spring Kit (3 pair)	1

## :: XP Electronics

29107	DS1903/S1903 Metal Gear Set	1
29125	S1903MG Servo	1
29134	DS1903MG Servo	1
29139	XP SC900-BL Brushless ESC	1
29142	XP ESC Fan Option	1
29143	XP SC700-BL Brushless ESC	1
29144	XP SC1200-BL Brushless ESC	1
29145	XP SC1300-BL Brushless ESC	1
29154	Wall Charger, 120V 350mAh	1
29166	XP DS1313 Digital Servo	1
29167	XP DS1015 Digital Servo	1
29209	Gear Set, DS1313	1
29210	Gear Set, DS1015	1
29211	Servo Case , DS1313 / DS1015	1
29212	Accessory Pack, DS1313 / DS1015	1
29214	TRS403-SSi 2.4GHz 4Ch Receiver	1
29215	XP2G 2.4GHz Radio System	1
29216	XP3G 2.4GHz Radio System	1
29217	TRS402-SSi 2.4GHz 4Ch Receiver	1
29218	XP2-SSi 2.4GHz Radio System	1
29219	XP3-SSi 2.4GHz Radio System	1

**:: Reedy Motors and ESC's**

908	Replacement Rotor 540-SL	1
920	540-SL Brushless Motor 3300kV	1
921	540-SL Brushless Motor 3900kV	1
922	540-SL Brushless Motor 4900kV	1
923	540-SL Brushless Motor 6100kV	1
940	Sonic 540 21.5 Competition Brushless Motor	1
941	Sonic 540 17.5 Competition Brushless Motor	1
941S	Sonic 540 17.5 Replacement Stator	1
942	Sonic 540 13.5 Competition Brushless Motor	1
943	Sonic 540 10.5 Competition Brushless Motor	1
944	Sonic 540 9.5 Competition Brushless Motor	1
945	Sonic 540 8.5 Competition Brushless Motor	1
946	Sonic 540 7.5 Competition Brushless Motor	1
947	Sonic 540 6.5 Competition Brushless Motor	1
948	Sonic 540 5.5 Competition Brushless Motor	1
949	Sonic 540 5.0 Competition Brushless Motor	1
950	Sonic 540 4.5 Competition Brushless Motor	1
951	Sonic 540 4.0 Competition Brushless Motor	1
952	Sonic 540 3.5 Competition Brushless Motor	1
954	Sonic 540 Stock Rotor 12.3 x 24.2 (7.25)	1
955	Sonic 540 Stock Rotor 12.3 x 25.0 (7.25)	1
956	Sonic 540 Stock Rotor 12.5 x 25.0 (7.25)	1
957	Sonic 540 Modified Rotor 12.2 x 25.0 (5.0)	1
958	Sonic 540 Modified Rotor 12.5 x 25.0 (5.0)	1
987	Sonic 540 Modified Rotor 12.5 x 25.0 (5.0)	1

**:: Reedy Batteries and Chargers**

302	AA Alkaline 1.5V (4)	1
303	AA 2700mAh NiMH 1.2V Rechargeable	1
306	Reedy LiPo 4000mAh 7.4V 60C Shorty	1
601	Reedy 6500mAh 65C Competition 7.4V LiPo	1
602	Reedy 4100mAh 65C Competition 7.4V Shorty LiPo	1
604	526-S AC/DC 2S-6S LiPo/LiFe Charger	1
610	447-S AC/DC NiMH Peak Charger	1
628	Reedy LiPo 5500mAh 7.4V 60C	1
632	TX Lightweight Battery 1350mAh 11.1V	1
633	TX Battery - 3PK, M11 3000mAh 11.1V	1
634	TX Battery - Helios, Z1 2400mAh 11.1V	1
637	TX Battery - M11X 2500mAh 7.4V	1
681	WolfPack 7.2V 2400mAh with DEANS®	1
682	WolfPack 7.2V 3000mAh with DEANS®	1
683	WolfPack 7.2V 3600mAh with DEANS®	1
684	WolfPack 7.2V 4200mAh with DEANS®	1
730	WolfPack LiPo 3000mAh 7.4V 25C with DEANS®	1
731	WolfPack LiPo 3300mAh 7.4V 35C with DEANS®	1
732	WolfPack LiPo 3400mAh 7.4V 35C with DEANS®	1
734	Wolfpack LiPo 6500mAh 7.4V 25C with DEANS®	1

**:: Reedy Accessories**

605	Motor Cooling Fans (2)	1
607	Charge Harness 2S Standard Pack 4mm	1
654	4.0mm plugs (2M, 2F)	1
655	4.0mm plugs (2M, 10F)	1
656	4.0mm plugs (10F)	1
658	4.0mm plugs (10M)	1
660	3.5mm plugs (3M, 3F)	1
661	3.5mm plugs (10F)	1
959	Sonic 540/550 Sensor w/Bearing	1
960	Sonic 540/550 Insulator Set (2 pcs.)	1
961	Sonic 540/550 Timing Cap w/Screws	1
962	Sonic 540 Case Screws (3 pcs.)	1
972	Sonic 540 Steel Bearing Set	1
973	Sonic 540 Ceramic Bearing Set	1
974	540-SL/550-SL Steel Bearing Set	1
975	540-SL/550-SL Ceramic Bearing Set	1
978	Flat Sensor Wire 70mm	1
979	Flat Sensor Wire 110mm	1
980	Flat Sensor Wire 150mm	1
981	Flat Sensor Wire 200mm	1
982	Flat Sensor Wire 270mm	1
992	Sonic 540 Rotor Spacers	1

**:: LRP Speed Controls**

LRP80230	Spin Super Brushless	1
LRP80250	Spin Pro Brushless	1
LRP80960	Flow Competition	1
LRP80970	Flow Works Team	1

**:: LRP Brushless Motors / Combos**

LRP50430	Vector K4 6.5 Turn	1
LRP50440	Vector K4 8.5 Turn	1
LRP50450	Vector K4 10.5 Turn	1
LRP50460	Vector K4 13.5 Turn	1
LRP50480	Vector K4 17.5 Turn	1
LRP50643	Vector X-20 10.5 Turn	1
LRP50644	Vector X-20 9.5 Turn	1
LRP50654	Vector X-20 8.5 Turn	1
LRP50664	Vector X-20 7.5 Turn	1
LRP50674	Vector X-20 6.5 Turn	1
LRP50684	Vector X-20 5.5 Turn	1
LRP50689	Vector X-20 5.0 Turn	1
LRP50694	Vector X-20 4.5 Turn	1
LRP50704	Vector X-20 4.0 Turn	1
LRP80741	Spin Super / K4 17.5 Turn	1
LRP80742	Spin Super / K4 13.5 Turn	1
LRP80743	Spin Super / K4 10.5 Turn	1

**:: LRP Chargers, Power Supply, Balancer**

LRP41281	Quadra Pro 2 Charger	1
LRP41555	Pulsar Touch Competition Charger	1
LRP42103	LiPo Balance Board XH	1
LRP42104	LiPo Balance Board FP/TP	1
LRP42105	LiPo Balance Board PQ	1
LRP42305	Pulsar Touch Temperature Sensor	1
LRP42306	Pulsar Touch Sensor Wire Splitter	1
LRP43200	LRP Competition 20A Power Supply	1
LRP45050	LRP 2in1 LiPo Guard + BEC	1
LRP45200	LiPo Parallel Balancer	1
LRP65800	High Power Solder Station	1
LRP65802	Soldering Tip 5mm	1
LRP65803	Soldering Tip 1.2mm	1
LRP65804	Soldering Handle	1
LRP81801	LRP Speedo Updater Spec 2	1

**:: LRP Misc.**

LRP50621	X-12 Optional Ceramic Ball Bearings	1
LRP50622	X-12 Small Parts Set	1
LRP50623	X-12 PreciSensor Unit	1
LRP50626	X-12 Alum Rear Cover	1
LRP50632	X-12 12.0mm Sintered Rotor	1
LRP50634	X-12 13.0mm Sintered Rotor	1
LRP50635	X-12 Stock Spec Rotor 12.45mm	1
LRP50636	Works Team X-12 12.0mm Rotor	1
LRP50637	Works Team X-12 12.5mm Rotor	1
LRP50638	Works Team X-12 13.0mm Rotor	1
LRP50639	X-12 Stock Spec 1S LiPo Rotor	1
LRP80135	BEC Stabilizing Capacitor	1
LRP82512	SXX Low Profile Fan	1
LRP82515	30mm Motor Fan/Clamp, Gunmetal	1
LRP82520	Radical Cooling Set, Blue	1
LRP82530	SXX Power Cap 3.7-4.8V	1
LRP82531	SXX Power Cap 6.0-7.4V	1
LRP819307	70mm High Flex Sensor Wire	1
LRP819310	100mm High Flex Sensor Wire	1
LRP819315	150mm High Flex Sensor Wire	1
LRP819320	200mm High Flex Sensor Wire	1

**:: Apparel**

SP35**	Reedy 09' White T-Shirt (M, L, XL, 2XL, 3XL)	1
SP36**	Reedy 09' Black T-Shirt (M, L, XL, 2XL, 3XL)	1
SP37**	Reedy 2012 T-shirt - Black (S, M, L, XL, 2XL, 3XL)	1
SP38**	Reedy Trucker Hat	1
SP39**	Reedy Patch	1
SP66**	AE Stencil Blue T-Shirt (S, M, L, XL, 2-6XL)	1
SP67**	AE Stencil Gray Sweatshirt (S, M, L, XL, 2XL, 3XL)	1
SP69**	AE 26 Time World Championship T-Shirt, Black (S, M, L, XL, 2XL, 3XL)	1
SP70**	Associated Windbreaker (S, M, L, XL, 2XL, 3XL)	1
SP71**	Associated Winter Jacket (S, M, L, XL, 2XL)	1
SP73**	AE Long Sleeve T-Shirt (S, M, L, XL, 2XL)	1
SP74**	AE White T-Shirt (S, M, L, XL, 2XL, 3XL, 4XL)	1
SP75**	AE Blue T-Shirt (S, M, L, XL, 2-6XL)	1
SP76**	AE Black T-Shirt (S, M, L, XL, 2XL, 3XL, 4XL)	1
SP77**	AE 2012 T-Shirt, Blue (S, M, L, XL, 2XL, 3XL)	1
SP78**	AE 2012 T-Shirt, White (S, M, L, XL, 2XL, 3XL)	1
SP79**	AE 2012 T-Shirt, Black (S, M, L, XL, 2XL, 3XL)	1
SP411S	AE Hat 11' Flat Bill Black S/M	1
SP411L	AE Hat 11' Flat Bill Black L/XL	1
SP413S	26 Time World Championship Hat S/M	1
SP413L	26 Time World Championship Hat L/XL	1
SP417	1/10 FT Motor Bag	1
SP418	Factory Team 1/10 Car Carrier Bag	1
SP420**	AE Pit Gloves (M, L, XL)	Pr.
SP421S	AE 2012 Hat, Black, Flat Bill, S/M	1
SP421L	AE 2012 Hat, Black, Flat Bill, L/XL	1
SP422S	AE 2012 Hat, Black, Curved Bill, S/M	1
SP422L	AE 2012 Hat, Black, Curved Bill, L/XL	1
SP423S	AE 2012 Hat, White, Flat Bill, S/M	1
SP423L	AE 2012 Hat, White, Flat Bill, L/XL	1
SP424S	AE 2012 Hat, White, Curved Bill, S/M	1
SP424L	AE 2012 Hat, White, Curved Bill, L/XL	1
715	Reedy 2009 Track Banner	1
716	Reedy 09 Decal Set	1
110684	Team Associated Track Banner	1

\*\* Use part number plus the desired size when ordering!

**:: RePlay Cameras**

RP001	Replay XD1080 Complete Camera System	1
RP002	Replay XD720 Complete Camera System	1
RP021	Replay XD1080 Lens Bezel Kit	1
RP022	Replay XD1080 Clear Lens Cover	1
RP023	Replay XD1080 Lens Bezel & Rear Cap O-Ring	1
RP029	Replay XD1080 HDMI to Mini-HDMI	1
RP030	Replay XD1080 Mini 8-pin USB Charge Data Cable	1
RP032	USB DC Car Charger 1A Stubby	1
RP033	USB DC Car Charger 500mAh	1
RP034	Micro SDHC USB Reader	1
RP036	3M VHB 4991 Mount Adhesive for SnapTray	1
RP037	3M VHB 5962 Mount Adhesive for Pro Flat Mount	1
RP038	3M VHB 5962 Mount Adhesive for SnapTray	1
RP041	Replay XD Suction Cup Arm Mini Clamp	1
RP042	Replay XD Suction Cup Short Arm Base	1
RP043	Replay XD Skateboard Mount	1
RP044	Replay XD VHB SnapTray, Convex	1
RP045	Replay XD VHB SnapTray, Flat	1
RP046	Au Plug for Universal DC Wall Charger	1
RP047	Eu Plug for Universal DC Wall Charger	1
RP048	Uk Plug for Universal DC Wall Charger	1
RP049	Universal USB DC Wall Charger 1A	1

**:: 1/18 Kits and RTR's**

20103	RC18B2 - RC18T2 Team Kit	1
20110	RC18MT RTR (ready-to-run)	1
20115	RC18R Kamino RTR (ready-to-run)	1
20118	RC18R Niteline RTR (ready-to-run)	1
20121	SC18 RTR Brushless (ready-to-run)	1
20130	RC18LM RTR (ready-to-run)	1

**:: 1/12, 1/10 Kits and RTR's**

2042	Nitro TC3 RTR Plus (ready-to-run)	1
4020	FT 12R5.2 Kit	1
7023	RC10T4.1 FT Kit	1
7029	SC10 Associated/RC10.com Truck RTR (ready-to-run)	1
7030	SC10 KMC Wheels Race Truck RTR (ready-to-run)	1
7034	SC10 FT Kit	1
7037	RC10T4.1 RTR 2.4GHz Brushless (ready-to-run)	1
7046	SC10 RS RTR, Lucas Oil (ready-to-run)	1
7047	SC10 RS RTR, Monster Energy (ready-to-run)	1
7048	SC10 RS RTR, Pro Comp (ready-to-run)	1
7049	SC10 RS RTR, Rockstar/Makita (ready-to-run)	1
7050	SC10 RS RTR, Hart and Huntington (ready-to-run)	1
7052	ProLite 4x4 RTR (ready-to-run)	1
7092	GT2 RS Truck Nitro RTR (ready-to-run)	1
7093	SC10GT RTR (ready-to-run)	1
8022	FT RC10R5.1 Kit	1
9039	RC10B4.1 RTR 2.4GHz Brushless (ready-to-run)	1
9050	SC10B RS RTR (ready-to-run)	1
9062	FT B44.2 4WD Buggy Kit	1
30101	TC4 Club Racer 4WD Touring Car Race Roller	1
30107	FT TC6.1 4WD Touring Car Kit	1
30111	TC4 4WD Touring Car RTR (ready-to-run)	1
90004	SC10 4x4 Kit	1
90005	SC10 4x4 Lucas Oil RTR (ready-to-run)	1
90006	SC10 4x4 Pro Comp RTR (ready-to-run)	1
90007	SC10 4x4 Rockstar/Makita RTR (ready-to-run)	1
90010	SC10 4x4 FT Kit	1

**:: 1/8 Kits and RTR's**

20501	MGT 4.60 SE RTR (ready-to-run)	1
20502	MGT 8.0 Nitro RTR (ready-to-run)	1
20503	Limited Edition MGT 4.60 Nitro RTR, w/flag body (ready-to-run)	1
20504	Limited Edition MGT 8.0 Nitro RTR, w/flag body (ready-to-run)	1
80905	RC8RS "Race Spec" Nitro Buggy RTR (ready-to-run)	1
80906	RC8.2 Nitro Buggy FT Kit	1
80907	RC8.2e Electric Buggy FT Kit	1
80908	RC8.2e Electric Buggy RTR (ready-to-run)	1
80912	RC8T Championship Edition RC8T-RS "Race Spec" Nitro Truggy RTR (ready-to-run)	1
80933	SC8.2e Short Course Race Truck, Rockstar/Makita Electric RTR (ready-to-run)	1
80934	SC8.2e Short Course Race Truck, Slick Mist Electric RTR (ready-to-run)	1

**:: Tools**

1111	FT Turnbuckle Wrench	1
1450	FT Ride Height Gauge	1
1541	FT Hex Driver Set, (7 pcs)	1
1542	FT .050" Silver Hex Driver	1
1543	FT 1/16" Black Hex Driver	1
1544	FT 1.5mm Purple Hex Driver	1
1545	FT 5/64" Blue Hex Driver	1
1546	FT 3/32" Gold Hex Driver	1
1547	FT 2.5mm Green Hex Driver	1
1548	FT 3mm Red Hex Driver	1
1551	FT Screwdriver Set	1
1553	FT Phillips Silver Screwdriver	1
1554	FT Silver Spring Hook Tool	1
1561	FT Nut Driver Set, (6 pcs)	1
1562	FT 3/16" Black Nut Driver	1
1563	FT 1/4" Red Nut Driver	1
1564	FT 5.5mm Red Nut Driver	1
1565	FT 11/32" Green Nut Driver	1
1566	FT 7.0mm Silver Nut Driver	1
1567	FT 8mm Gold Nut Driver	1
1589	FT 5/64" Blue Ball Hex Driver	1
1590	FT 3/32" Gold Ball Hex Driver	1
1592	FT Ball Hex Driver Set, (3 pcs)	1
1655	FT 8-Piece 1/4" Hex Drive Set	1
1656	FT 1/4" Hex Drive Handle, without tips	1
1657	FT 1/4" Hex Drive .050" Tip	1
1658	FT 1/4" Hex Drive 1/16" Tip	1
1659	FT 1/4" Hex Drive 5/64" - 2.0mm Tip	1
1660	FT 1/4" Hex Drive 3/32" Tip	1
1661	FT 1/4" Hex Drive 1.5mm Tip	1
1662	FT 1/4" Hex Drive 2.5mm Tip	1
1663	FT 1/4" Hex Drive 3/16" Nut Driver Tip	1
1664	FT 1/4" Hex Drive 1/4" Nut Driver Tip	1
1665	FT 1/4" Hex Drive 11/32" Nut Driver Tip	1
1666	FT 1/4" Hex Drive 5.5mm Nut Driver Tip	1
1667	FT 1/4" Hex Drive 7.0mm Nut Driver Tip	1
1668	FT 1/4" Hex Drive 8.0mm Nut Driver Tip	1
1669	FT 1/4" Hex Drive 5/64" - 2.0mm Ball End Tip	1
1670	FT 1/4" Hex Drive 3/32" Ball End Tip	1
1671	FT 1/4" Hex Drive Standard Screwdriver Tip	1
1672	FT 1/4" Hex Drive Phillips Screwdriver Tip	1
1673	FT 1/4" Hex Drive 2.5mm Ball End Tip	1
1674	FT 1/4" 5 Piece Power Tool Tips Set (5/64"-2.0mm, 1.5mm, 2.5mm, 5/64"- 2.0mm ball, 2.5mm ball)	1
1719	FT Camber + Track Width Tool	1
1737	FT Body Scissors	1
3718	12 Inch Nylon Wire Ties	12
3719	6 Inch Nylon Wire Ties	12
3720	8 Inch Nylon Wire Ties	12
3987	FT Droop Gauge	1
6429	Shock Building Tool	1
6956	Molded Tools, Set	1
7709	4 Inch Nylon Wire Ties	12

**:: Contact Information**

**Associated Electrics, Inc.**  
**26021 Commercentre Drive**  
**Lake Forest, CA 92630-8853 USA**  
<http://www.TeamAssociated.com>  
<http://www.RC10.com>  
<http://twitter/Team Associated>  
<http://bit.ly/AEonFacebook>

**call: (949) 544-7500**

**fax: (949) 544-7501**

**Check out the following web sites for all of our electric kits, current products, new releases, setup help, tips, and racing info!**

**[www.TeamAssociated.com](http://www.TeamAssociated.com) - [www.RC10.com](http://www.RC10.com)**

### Front Suspension

**Bump steer spacer:** 2

**Washers:** 1

**Ackerman:**

Front  Back

**Camber:** -1

**Toe:** 0°

**Ride Height:** 31mm

**Caster:**

20°   
 25°   
 30°

### Rear Suspension

**Washers:** 1

**Anti Roll Bar:**

Black (soft)   
 Silver (med)   
 Gold (hard)   
 None

**Rear Hub Carriers**

Plastic  Aluminum

**Hub Toe:**

std 0°   
 0.5°   
 1°   
 1.5°

**Tower:** \_\_\_\_\_

**Anti-Squat:** 2°

**Camber:** -1

**Toe:** 3.5°

**Ride Height:** 29mm

**Wheelbase:**

Long   
 Medium   
 Short

### Front Shocks

**Spring:** Gold 3.70 lb **Piston:** #3

**Shock Fluid:** 30 wt **Limiters:** 5 thin

Notes: \_\_\_\_\_

### Rear Shocks

**Spring:** Green 1.90 lb **Piston:** #1

**Shock Fluid:** 30 wt **Limiters:** 2 thin

Notes: \_\_\_\_\_

### Electronics / Weight

**Motor & Wind:** Reedy 540 Brushless Motor

**Pinion:** 18 **Spur Gear:** 87

**Batteries:** \_\_\_\_\_

**Battery Placement:** Front  Middle  Rear

**Ballast Weight:** \_\_\_\_\_

**Chassis Weight:** \_\_\_\_\_

**Radio:** XP 2.4 GHz

**Throttle / Brake e.p.a.:** \_\_\_\_\_

**Throttle / Brake expo:** \_\_\_\_\_

**Servo:** XP Servo **Steering Expo:** \_\_\_\_\_

**ESC:** XP ESC

**ESC Settings:** \_\_\_\_\_

### Front Tires

**Tire:** AE SC10B Front **Compound:** Standard

**Insert:** Standard, open cell **Wheel:** AE SC10B Front

Notes: \_\_\_\_\_

### Rear Tires

**Tire:** Small Pin **Compound:** Soft

**Insert:** Standard, open cell **Wheel:** AE KMC Hex

Notes: \_\_\_\_\_

### Drivetrain

**Slipper Type:** V2  VTS  **# of Pads:** 2

**Driveshafts:** Dog Bones  CVD  CVA

**Differential:** Gear Diff  Ball Diff

Notes: \_\_\_\_\_

### Other

**Body:** \_\_\_\_\_

**Cockpit:** \_\_\_\_\_

**Rollcage:** \_\_\_\_\_

Notes: \_\_\_\_\_

### Race and Vehicle Comments

**Qualify:** \_\_\_\_\_ **Main:** \_\_\_\_\_ **Finish:** \_\_\_\_\_ **TQ:** \_\_\_\_\_

**Comments:** \_\_\_\_\_

### Track Info

**Smooth:**  **Bumpy:**  **Blue Groove:**















**Traction:**  **High:**  **Medium:**  **Low:**

**Soft Dirt:**  **Grass:**  **Clay:**  **Wet:**

**Dusty:**  **Other:** \_\_\_\_\_

**:: Hardware - 1:1 Scale View**


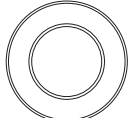
**Socket Head (shcs)**

-  **4-40 x 1/4 (6285)**
-  **4-40 x 5/16 (6932)**
-  **4-40 x 3/8 (6924)**
-  **4-40 x 1/2 (6925)**
-  **4-40 x 5/8 (6926)**
-  **4-40 x 3/4 (6927)**
-  **4-40 x 7/8 (7738)**
-  **4-40 x 1 (6928)**
-  **4-40 x 1 1/4 (6913)**
-  **4-40 x 1 5/8 (91220)**
-  **4-40 x 1 3/4 (9833)**
-  **5-40 x 7/16 (9643)**
-  **5-40 x 9/16 (9644)**
-  **5-40 x 3/4 (9835)**






**Setscrew**

-  **4-40 x 1/2 (9170)**
-  **5-40 x 1/8 (3862)**











**Ball Bearings**

-  **3/16 x 3/8 RS bearing (3977)**
-  **10 x 16mm (9832)**








**Flat Head (fhcs)**

-  **4-40 x 3/8 (6292)**
-  **4-40 x 7/16 (9765)**
-  **4-40 x 1/2 (6922)**
-  **4-40 x 5/8 (6915)**
-  **5-40 x 1/2 (9269)**

**Shims and Washers**

-  **.030 Ballstud washer (9630)**
-  **.030 nylon washer (4187)**
-  **Gold washer (7337)**
-  **Shock downstops, travel limiters (6466)**
-  **3/16" axle shim (7368)**
-  **#4 Washer, aluminum (6936)**
-  **5 x 9.5mm shim (9830) gear diff outdrives**
-  **Servo saver shim (9610) servo saver hardware (lower)**
-  **Servo saver shim (9610) servo saver hardware (upper)**
-  **5 x 14mm shim (9829) diff rebuild**
-  **0.5mm Gear Diff Shim (9888)**






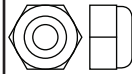

**Button Head (bhcs)**

-  **2-56 x 1/8 (9645)**
-  **2-56 x 3/16 (9146)**
-  **2-56 x 5/16 (4334)**
-  **4-40 x 5/16 (6919)**
-  **4-40 x 3/8 (6917)**
-  **4-40 x 7/16 (2221)**
-  **3x6mm (31531)**

**Ballstuds**

-  **.20" Black short (3983)**
-  **Ti Nitride .20" - short (9798)**
-  **.30" Black short (3983)**
-  **Ti Nitride .30" - short (9799)**
-  **.20" Silver short (6276)**
-  **Ti Nitride .20" - short (9798)**
-  **.30" Silver long (6277)**
-  **Ti Nitride .30" - long (9796)**


**Nuts (lock/plain)**

-  **4-40 small plain nut (7260)**
-  **4-40 aluminum lock nut (4449)**
-  **Shock mount nut (6472)**
-  **4-40 nut (6295)**
-  **5-40 lock nut (6629)**
-  **8-32 lock nut, steel (6952)**
-  **8-32 low profile lock nut, steel (6953)**

\* Not all servo's are listed  
 \* Make sure servo linkage clears the servo through full travel in both directions.

Use #7336 servo spacers to adjust the servos position

**Steering Servo Chart**

		# 9180 servo arm 
<b>Associated</b>	XP-1015, XP-1313	F
<b>Airtronics</b>	94102	A
<b>Airtronics</b>	94257, 94258, 94357, 94358, 94452, 94453, 94755	A
<b>Hitec</b>	HS-5625MG, HS-5645MG, HS645MG	H
<b>Hitec</b>	HS-965, HS-985MG, HS-5965, HS-5985MG	H
<b>JR</b>	Z4750, Z2750	J
<b>JR</b>	Z250, Z550	J
<b>Futaba</b>	S9204, S9250, S9450	F
<b>Futaba</b>	S9404	F
<b>KO</b>	PS-401, PS-2001, PS-2004, PS-2015, PS-2173, PS-2174, PS-2123, PS-2143, PS-2144	J



### Front Suspension

**Bump steer spacer:** \_\_\_\_\_

**Washers:** \_\_\_\_\_

**Ackerman:** \_\_\_\_\_

**Front Back**

**Caster:** \_\_\_\_\_

**20°**

**25°**

**30°**

**Camber:** \_\_\_\_\_

**Toe:** \_\_\_\_\_

**Ride Height:** \_\_\_\_\_

### Rear Suspension

**Washers:** \_\_\_\_\_

**Anti Roll Bar:**

**Black (soft)**

**Silver (med)**

**Gold (hard)**

**None**

**Rear Hub Carriers**

**Plastic** \_\_\_\_\_

**Aluminum** \_\_\_\_\_

**Tower:** \_\_\_\_\_

**Hub Toe:** \_\_\_\_\_

**std 0°**

**0.5°**

**1°**

**1.5°**

**Anti-Squat:** \_\_\_\_\_

**Wheelbase:**

**Long**

**Medium**

**Short**

**Camber:** \_\_\_\_\_

**Toe:** \_\_\_\_\_

**Ride Height:** \_\_\_\_\_

### Front Shocks

**Spring:** \_\_\_\_\_ **Piston:** \_\_\_\_\_

**Shock Fluid:** \_\_\_\_\_ **Limiter:** \_\_\_\_\_

**Notes:** \_\_\_\_\_

### Rear Shocks

**Spring:** \_\_\_\_\_ **Piston:** \_\_\_\_\_

**Shock Fluid:** \_\_\_\_\_ **Limiter:** \_\_\_\_\_

**Notes:** \_\_\_\_\_

### Electronics / Weight

**Motor & Wind:** \_\_\_\_\_

**Pinion:** \_\_\_\_\_ **Spur Gear:** \_\_\_\_\_

**Batteries:** \_\_\_\_\_

**Battery Placement:** Front  Middle  Rear

**Ballast Weight:** \_\_\_\_\_

**Chassis Weight:** \_\_\_\_\_

**Radio:** \_\_\_\_\_

**Throttle / Brake e.p.a.:** \_\_\_\_\_

**Throttle / Brake expo:** \_\_\_\_\_

**Servo:** \_\_\_\_\_ **Steering Expo:** \_\_\_\_\_

**ESC:** \_\_\_\_\_

**ESC Settings:** \_\_\_\_\_

### Front Tires

**Tire:** \_\_\_\_\_ **Compound:** \_\_\_\_\_

**Insert:** \_\_\_\_\_ **Wheel:** \_\_\_\_\_

**Notes:** \_\_\_\_\_

### Rear Tires

**Tire:** \_\_\_\_\_ **Compound:** \_\_\_\_\_

**Insert:** \_\_\_\_\_ **Wheel:** \_\_\_\_\_

**Notes:** \_\_\_\_\_

### Drivetrain

**Slipper Type:** V2  VTS  # of Pads: \_\_\_\_\_

**Driveshafts:** Dog Bones  CVD  CVA

**Differential:** Gear Diff  Ball Diff

**Notes:** \_\_\_\_\_

### Other

**Body:** \_\_\_\_\_

**Cockpit:** \_\_\_\_\_

**Rollcage:** \_\_\_\_\_

**Notes:** \_\_\_\_\_

### Race and Vehicle Comments

**Qualify:** \_\_\_\_\_ **Main:** \_\_\_\_\_ **Finish:** \_\_\_\_\_ **TQ:** \_\_\_\_\_

**Comments:** \_\_\_\_\_

### Track Info

**Smooth:**  **Bumpy:**  **Blue Groove:**

**Traction:**  **High:**  **Medium:**  **Low:**

**Soft Dirt:**  **Grass:**  **Clay:**  **Wet:**

**Dusty:**  **Other:** \_\_\_\_\_



**Associated Electrics, Inc.  
26021 Commercentre Dr.  
Lake Forest, CA 92630 USA**

**<http://www.TeamAssociated.com>**

**<https://www.RC10.com>**

**[https://twitter/Team\\_Associated](https://twitter/Team_Associated)**

**<https://bit.ly/AEonFacebook>**

**call: (949) 544-7500 - fax: (949) 544-7501**

**Check out the following web sites for all of our kits,  
current products, new releases, setup help, tips, and racing info!  
[www.TeamAssociated.com](http://www.TeamAssociated.com) - [www.RC10.com](http://www.RC10.com)**