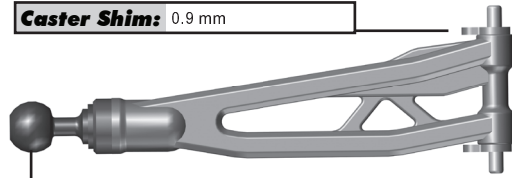




RESET

Front Suspension:

Ride Height: 37 mm (Body Off + Full Tank)
Camber: -1
Toe: +2
Anti-Roll Bar
Size: 2.6 mm (Gray)
Gap: 2 mm
Ackerman
1 2 3 4 5
Notes: #81032 Long Chassis Brace
#81066 Steering Block Arms
#89095 RC8.2 Hex
2mm Shim Between Sway Bar Links
1/2 mm Under Ackerman Ballstud
Front arm ground 1mm forward

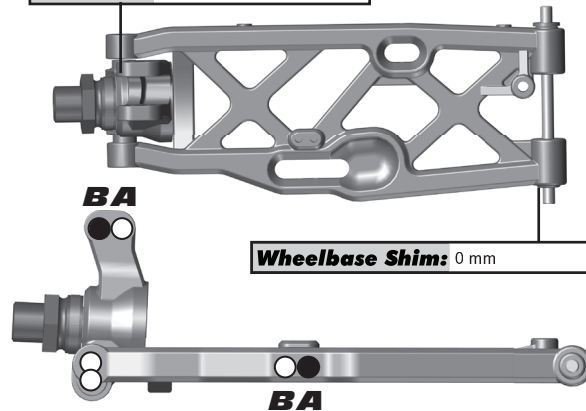
Caster Shim: 0.9 mm

Upper Ball Type: #81068 Aluminum

Upper Ball Shim: 0.35mm

Lower Ball Shim: 1.05 mm

Wheelbase Shim: 2 mm

Upper Arm Mount:
Arm Mount A:
Arm Mount B:

Rear Suspension:

Ride Height: 41 mm (Body Off + Full Tank)
Camber: -2
Anti-Roll Bar
Size: 2.9 (Red)
Gap: 0 mm (Reversed Ball)
Notes: #81032 Long Chassis Brace
#81077 Factory Team Aluminum Hubs (Pin Height = Middle)
#81319 RC8T3 Kit Hex
Rear Sway Bar Link Moved 3mm Back

Hub Shim: 2.5 mm

Wheelbase Shim: 0 mm

Arm Mount C:
Arm Mount D:

Electronics and Engine:

Radio: Airtronics M12S
Receiver Battery: Team Orion 2500
Throttle Servo: Futaba S99353HV
Steering Servo: Sanwa SRG-BZX
EPA: Throttle: N/A % Brake: N/A %
Brake Bias: 50 / 50 D/R: 100 %
Engine: Mx B2R Temp: 240*
Muffler: O.S. 2090SC Fuel: Mx 30%
Restrictor: 7 mm Glow Plug: P3

Differential Fluid:

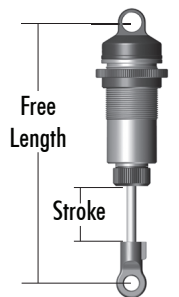
Front: 15,000
Center: 30,000
Rear: 10,000
Notes:

Clutch and Gearing:

Spur Gear: 46	Bell: 13
Shoes: 3 x Aluminum	
Springs: 2 x 1.0 + 1 x 1.1	
Notes:	

Shocks:

	Front	Rear
Piston:	6 x 1.3 Flat Kit	6 x 1.3 Flat Kit
Fluid:	37.5 wt	32.5 wt
Spring:	Yellow (Cut 2 Coils)	Blue
Stroke:	N/A	N/A
Free Length:	109.5 mm	126 mm
Notes:	Bladder Shock;	



Track Info:

Size: Small <input type="checkbox"/> Medium <input type="checkbox"/> Large <input checked="" type="checkbox"/> Extra Large <input type="checkbox"/>
Surface: Dirt <input checked="" type="checkbox"/> Carpet <input type="checkbox"/> Astroturf <input type="checkbox"/> Multi Surface <input type="checkbox"/>
Traction: Low <input checked="" type="checkbox"/> Medium <input checked="" type="checkbox"/> High <input type="checkbox"/> Very High <input type="checkbox"/>
Moisture: Dry <input checked="" type="checkbox"/> Damp <input type="checkbox"/> Wet <input type="checkbox"/>
Condition: Indoor <input type="checkbox"/> Outdoor <input checked="" type="checkbox"/> Dusty <input checked="" type="checkbox"/> Hard Packed <input checked="" type="checkbox"/> Bumpy <input type="checkbox"/> Grooved <input type="checkbox"/> Smooth <input type="checkbox"/> Loamy <input type="checkbox"/>
Temperature: Ambient: 60 Track: 60
Notes:

Tires:

Front Tires: AKA Impact
Front Compound: Long Wear Soft
Front Insert: AKA Closed Cell
Rear Tires: AKA Impact
Rear Compound: Long Wear Soft
Rear Insert: AKA Closed Cell
Wheel (F/R): AKA
Notes:

Body, Wings:

Body: Team Associated Kit
Wing: Team Associated Kit
Wing Height: High: <input checked="" type="checkbox"/> Low: <input type="checkbox"/>
Gap to Tower: Stock Holes
Weight:
Total Vehicle Weight: 4010g
Notes: 70g Under Center Rear Driveshaft

Vehicle Comments:

Notes: #81274 Upper Titanium Screw Kit; #1361 Factory Team Aluminum Servo Horn; #81116 & #81117 Factory Team Motor Mount