

RC8B TEAM KIT

NITRO

#80917 RC8T3 Team Kit



1:8 Scale Nitro 4WD Off Road Truggy Kit Manual & Catalog

TEAM ASSOCIATED



Designed in California, USA

:: Introduction

Thank you for purchasing this Team Associated product. This assembly manual contains instructions and tips for building and maintaining your new RC8T3 Kit. Please take a moment to read through this manual to help familiarize yourself with these steps. We are continually changing and improving our designs; therefore, actual parts may appear slightly different than in the illustrations. New parts will be noted on supplementary sheets located in the appropriate parts bags. Check each bag for these sheets before you start to build.

:: KIT Features

Features in the RC8T3 Kit:

- 7075-T6 hard anodized aluminum chassis features an optimized weight bias layout for improved handling and stability
- New V2 diffs included for longer life and improved performance.
- Front suspension features pillow ball uprights for increased adjustability and improved durability
- Lightweight ring gears and optimized precision ball bearing sizing, reduces drivetrain rotational mass for improved acceleration and battery efficiency
- Gearboxes feature a 4.6:1 internal gear ratio with fast access differentials for quick removal, tuning and maintenance
- Six universal drive shafts for efficient drivetrain power delivery and ease of maintenance
- 7075-T6 aluminum 16mm "Big Bore" threaded shocks with TiN coated 3.5mm shafts, larger diameter precision springs, and optimized bladders for more precise volume compensation
- 7075-T6 aluminum shock towers front and rear feature finely tuned shock mounting and upper arm positions
- Refined suspension geometry with lower hinge pin inserts for quick and easy roll center adjustments
- Lightweight one-piece wing mounts feature height and forward positioning adjustment for more precise handling
- Two piece sliding motor mount for easy gear mesh adjustment and motor removal
- Proline RC8T3 clear body and Team Associated molded wing included
- The RC8T3 shares many parts with the RC8B3 nitro buggy, offering the perfect solution for multi-class racers

:: Additional

Your new RC8T3 Kit comes as a kit. There are some items you will need to complete your kit (refer to catalog for suggestions):

- .21 class rear exhaust engine • Muffler, joining pack, or manifold spring (#28048 or #28049 recommended)
- 2 channel radio/transmitter set with switch – FM/PCM/2.4GHz recommended
- Transmitter batteries (#302 recommended)
- 4.8-7.4v receiver battery pack
 - LiPo - flat style (#304, 315)
 - LiFe - flat style (#305)
 - NiMH - flat style (#613)
- Model car fuel (30% nitro recommended)
- Fuel bottle (#1747 recommended)
- Glow igniter (#1738 recommended)
- Starter box (#1751 recommended)
- 1/8th scale truggy tires
- CA (Cyanoacrylic) glue (#1597 recommended)
- Polycarbonate specific spray paint or polycarbonate specific bottled paint and airbrush
- Thread locking compound (#1596 recommended)
- Needle nose pliers
- Shock Shaft Pliers (#1675 recommended)
- Hobby knife
- Reamer/hole punch
- Ride Height Gauge (#1449 recommended)

:: Other Helpful Items

- Silicone Shock/Diff Fluids (Refer to catalog for complete listings)
- Body Scissors (AE #1737)
- FT Turnbuckle Wrench (AE #89240)
- Soldering Iron
- FT Hex Wrenches (AE #1519, 1655)
- Calipers or Precision Ruler
- FT Nut Drivers (AE #1663-1668)
- Green Slime shock lube (AE #1105)
- T Handle Ratchet Driver (AE #1679)













Associated Electrics, Inc.
 26021 Commercentre Dr.
 Lake Forest, CA 92630














Customer Service
 Tel: 949.544.7500
 Fax: 949.544.7501

:: Hardware - 1:1 Scale View






Flat Head (fhcs)

	2.5x6mm (4675)
	2.5x8mm (31448)
	3x6mm (31541)
	3x8mm (25201) Titanium (91592)
	3x10mm (25202) Titanium (91593)
	3x12mm (25203) Titanium (91594)
	3x14mm (89208) Titanium (91595)
	4x10mm (81262)
	4x12mm (89214)
	4x14mm (89217)
	4x16mm (81263)
	4x20mm (81264)







Button Head (bhcs)

	2.5x6mm (31520)
	2.5x8mm (31521)
	2.5x18mm (81259)
	3x6mm (31531) Titanium (91580)
	3x10mm (25211)
	3x14mm (25187) Titanium (91584)
	3x16mm (89203) Titanium (91585)
	3x20mm (25188)
	3x24mm (89204) Titanium (91589)
	4x14mm (81260)
	4x16mm (81261)





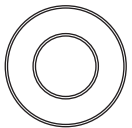
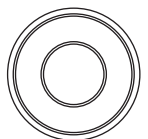
Socket Head (shcs)

	2x5mm (31511)
	2x16mm (7184)
	3x8mm (89223)
	3x10mm (25620)
	3x24mm (89225)

Set Screws

	3x3mm (25225)
	3x6mm (81257)
	3x10mm (4671)
	3x12mm (81258)
	4x4mm (7732)
	5x4mm (89221)

Ball Bearings

	5x8x2.5mm (89161)
	5x10x4mm (91560)
	6x10mm (31404)
	6x12x4mm (91561)
	8x16x5mm (91564)
	8x16x5mm flanged (91565)

:: Table of Contents

1..... Cover	16 - 17.....Center Bulkhead/ Brakes Build (Bag M, N)
2..... Introduction	17 - 18Anti-Roll Bars Build (Bag O)
3..... 1:1 Hardware "Fold Out"	19 - 20.....Shocks Build (Bag P, Q)
4..... Table of Contents	20 - 22.....Radio Tray Build (Bag R, S)
5 - 7.....Differentials Build (Bag A, B, C)	23 - 24.....Servo Horns / Linkage Build (Bag T)
7 - 8.....Steering / Chassis Build (Bag D, E)	24 - 27.....Engine / Tank Build (Bag U, V)
9 - 10.....Front Gearbox Build (Bag F, G)	28.....Wheel/Tire/Body Build (Misc. Bag)
11 - 12.....Front Uprights Build (Bag H, I)	29.....Droop Settings
12 - 14.....Rear Gearbox Build (Bag J, K)	30 - 41..... Catalog
15 - 16.....Rear Uprights / Turnbuckles Build (Bag L)	42..... Back Cover

:: Notes



This symbol indicates a special note or instruction in the manual.



This symbol indicates a Racers Tip.



Scanning this QR code will take you to Team Associated's Tech Tips videos. These videos will help you with your build and setup!



There is a 1:1 hardware foldout page in the front of the manual. To check the size of a part, line up your hardware with the correct drawing until you find the exact size. Each part in the foldout has a number assigned to it for ordering replacement parts.


**Associated Electrics, Inc.
26021 Commercentre Dr.
Lake Forest, CA 92630**



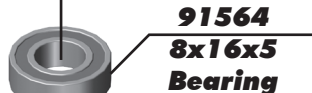
**Customer Service
Tel: 949.544.7500
Fax: 949.544.7501**

<http://www.TeamAssociated.com> • <http://www.RC10.com> • http://twitter.com/Team_Associated • <http://bit.ly/AEonFacebook>

:: Differential Build (Front and Rear) - Bag A, B, C - Step 1



81340
Diff
Case, V2



91564
8x16x5
Bearing



81344
Diff
Outdrive, V2



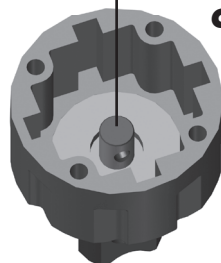
#6588
black grease



Racer's Tip:
Use black grease (#6588) to lube the O-Rings before installation!



#6588
black grease



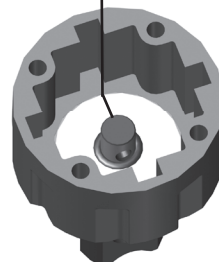
81345
Diff
O-Ring, V2




81343
Diff Shim,
V2



81342
Diff
Outdrive
Pin, V2



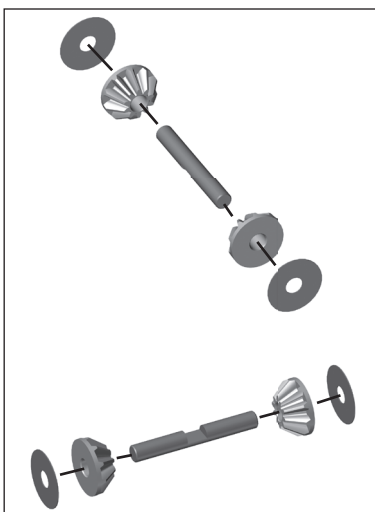

:: Differential Build (Front and Rear) - Bag A, B, C - Step 2




81342
Diff Sun
Gear, V2



Align pin with groove in sun gear



81342
Diff
Planet
Gears, V2



:: Differential Build (Front and Rear) - Bag A, B, C - Step 3



81006
Diff Ring
Gear, 46T, V2



91564
8x16x5
FT Bearing



81344
Diff
Outdrive, V2



#6588
black grease



Racer's Tip:
Use black grease (#6588) to lube the O-Rings before installation!



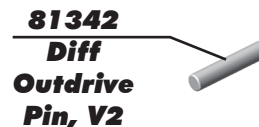
#6588
black grease




81343
Diff Shim,
V2



81345
Diff
O-Ring, V2



81342
Diff
Outdrive
Pin, V2



:: Differential Build (Front and Rear) - Bag A, B, C - Step 4

81342
Diff Sun Gear, V2

81341
Diff Case Gasket, V2

89208 **3x14mm FHCS**

Diff Fluid

Front Diff Fluid:
10,000cst #5455

Rear Diff Fluid:
7,000cst #5454

Racer's Tip:
Fill diff to the top of the planet gear pins.

Align pin with groove in sun gear

:: Differential Build (Center) - Bag A, B, C - Step 5

81340
Diff Case, V2

91564
8x16x5 FT Bearing

#6588
black grease

81344
Diff Outdrive, V2

81343
Diff Shim, V2

81345
Diff O-Ring, V2

81342
Diff Outdrive Pin, V2

Racer's Tip:
Use black grease (#6588) to lube the O-Rings before installation!

:: Differential Build (Center) - Bag A, B, C - Step 6

81342
Diff Sun Gear, V2

81342
Diff Planet Gears, V2

Align pin with groove in sun gear

:: Differential Build (Center) - Bag A, B, C - Step 7

81350
Spur Gear,
46T, V2

91564
8x16x5
FT Bearing

#6588
black grease

81344
Diff
Outdrive, V2

Racer's Tip:
Use black grease [#6588] to lube the O-Rings before installation!

81343
Diff
Shim, V2

#6588
black grease

81345
Diff
O-Ring, V2

81342
Diff
Outdrive
Pin, V2

:: Differential Build (Center) - Bag A, B, C - Step 8

81342
Diff Sun
Gear, V2

81341
Diff Case
Gasket, V2

89208 x4
3x14mm
FHCS

Racer's Tip:
Fill diff to the top of the planet gear pins.

Center Diff Fluid:
10,000cst #5455

Align pin with groove in sun gear

:: Steering / Chassis Build - Bag D, E - Step 1

25201
3x8mm
FHCS

31541 x2
3x6mm
FHCS

25201
3x8mm
FHCS

25201
3x8mm
FHCS

25201
3x8mm
FHCS

25201
3x8mm
FHCS

25201
3x8mm
FHCS

31541 x2
3x6mm
FHCS

81001 x2
Side
Guards

81310
RC8T3
Chassis

25201
3x8mm
FHCS

#1596
thread lock
(not included)

81091 x2
Steering
Post

81262 x2
4x10mm
FHCS

:: Steering / Chassis Build - Bag D, E - Step 2

81087 Servo Saver Tube

81086 Steering Bellcrank

81086 Steering Bellcrank

81087 Servo Saver Shim

81087 Servo Saver Spring

81087 Servo Saver Spring Retainer

31511 2x5mm SHCS

Racer's Tip:
Use black grease (#6588) to lube the bellcrank halves before installation!

#1596 thread lock (not included)

1mm

!

Tighten 2x5mm SHCS snug. Set servo saver tension to 3mm. Then tighten 2x5mm SHCS to lock.

:: Steering / Chassis Build - Bag D, E - Step 3

31404 x4 6x10x3mm Bearing

81086 Steering Bellcrank

81089 Steering Rack

81093 x2 Turnbuckle Ball, 4mm

25211 x2 3x10mm BHCS

#1596 thread lock (not included)

89161 x4 5x8x2.5mm Bearing

Kit Setup:
1
2
3
4
5

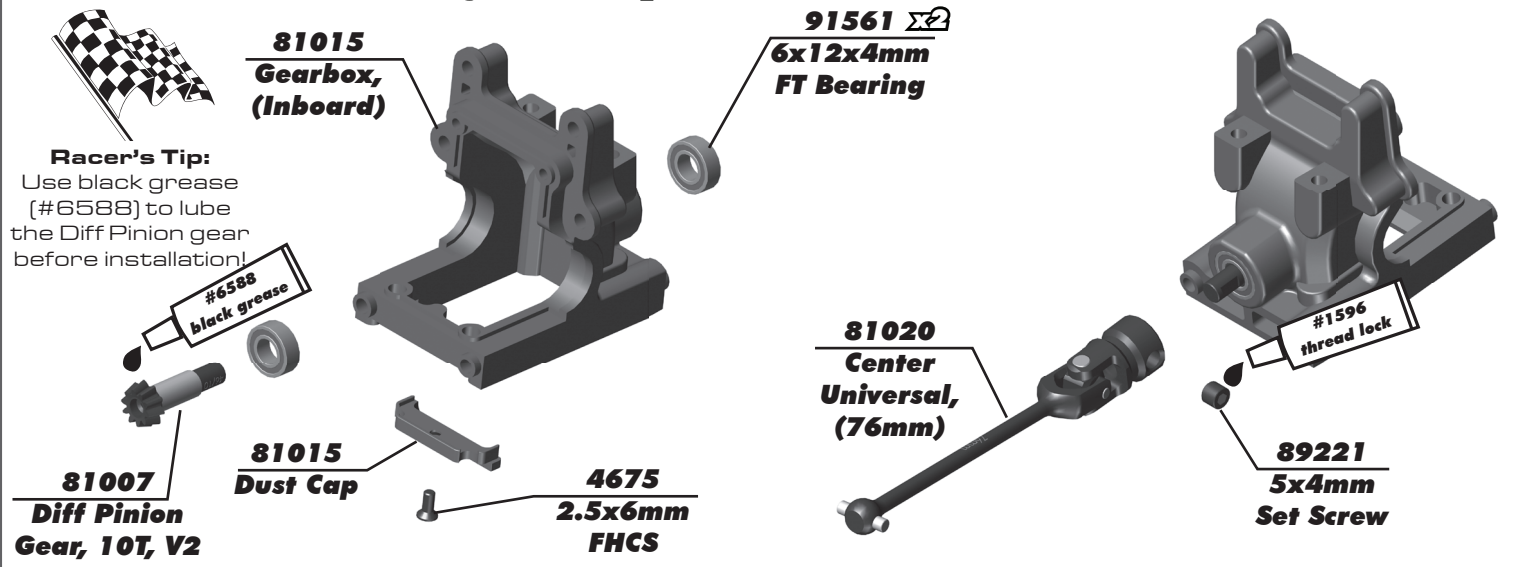
:: Steering / Chassis Build - Bag D, E - Step 4

81088 x2 Steering Bellcrank Nut

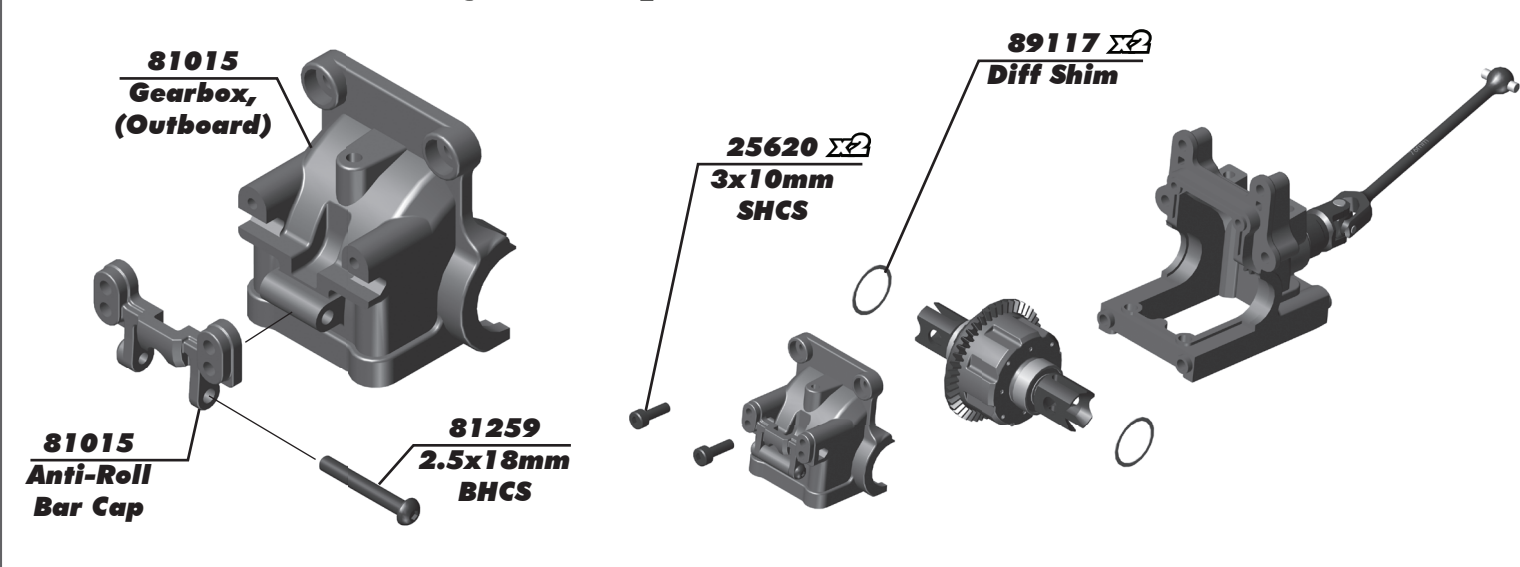
25201 x2 3x8mm FHCS

#1596 thread lock (not included)

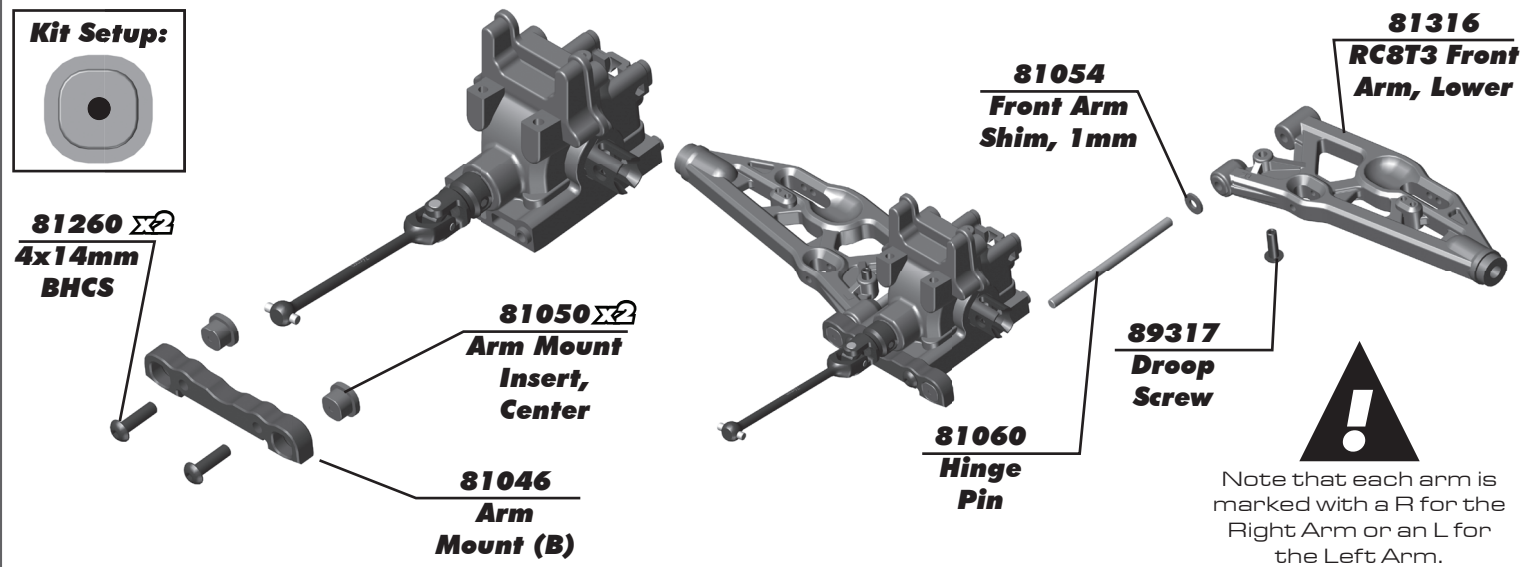
:: Front Gearbox Build - Bag F, G - Step 1



:: Front Gearbox Build - Bag F, G - Step 2



:: Front Gearbox Build - Bag F, G - Step 3



:: Front Gearbox Build - Bag F, G - Step 4

Kit Setup:

Kit Setup:

(not included)

81045
Arm Mount (A)

81260 $\Sigma 2$
4x14mm BHCS

81050 $\Sigma 2$
Arm Mount Insert, Center

89214
4x12mm FHCS

89216
M4 Locknut

81032
Chassis Brace, Front

81049
Upper Link Mount

25201 $\Sigma 2$
3x8mm FHCS

#1596 Thread Lock

81030
Top Plate

81050 $\Sigma 2$
Arm Mount Insert, Center

:: Front Gearbox Build - Bag F, G - Step 5

Kit Setup:

Kit Setup:

(not included)

89214 $\Sigma 2$
4x12mm FHCS

81312
RC8T3 Shock Tower, Front

81196 $\Sigma 2$
Shock Bushing

25204 $\Sigma 2$
3x16mm FHCS

89225 $\Sigma 2$
3x24mm SHCS

#1596 Thread Lock

81323 $\Sigma 2$
RC8T3 Body Mount

81050 $\Sigma 2$
Arm Mount Insert, Center

:: Front Gearbox Build - Bag F, G - Step 6

Caster Clips

1mm 2mm

Note that each arm is marked with a R for the Right Arm or an L for the Left Arm.

89214 $\Sigma 4$
4x12mm FHCS

81055
Caster Clip, 2mm

81060
Hinge Pin, Front Upper

81317
RC8T3 Front Upper Arms

81055 $\Sigma 2$
Caster Clip, 1mm

:: Front Uprights Build - Bag H, I - Step 1

81022 Universal, (131mm)

81065 Steering Block

91565 8x16x5mm Bearing, Flanged

25225 3x3mm Set Screw

89096 Wheel Hex Pin

81319 Hex Drive, 17mm, (Blue)

89221 5x4mm Set Screw

81319 Hex Drive Clamp

(not included)

! Slide the Hex Drive Clamp PAST the groove on the 17mm Hex Drive. Then install onto the Universal Drive Shaft.

Clamp

Clamp

Once the Wheel Hex Pin and 5x4mm Set Screw has been installed, slide the Hex Drive Clamp **IN** the groove on the 17mm Hex Drive.

:: Front Uprights Build - Bag H, I - Step 2

81067 Pillow Ball, Steel

25211 3x10mm BHCS

25202 3x10mm FHCS

81066 Steering Block Arm

81093 Turnbuckle Ball, 4mm

81070 Pillow Ball Nut, Aluminum

81065 Pillow Ball Cap

(not included)

! Tighten pillow ball nut (#81070) until pillow ball (#81067) begins to bind, then loosen until pillow ball moves freely.

:: Front Uprights Build - Bag H, I - Step 3

81056 Suspension Arm Endcap

81072 Pillow Ball Shim (0.5 degree)

81072 Pillow Ball Shim (1 degree)

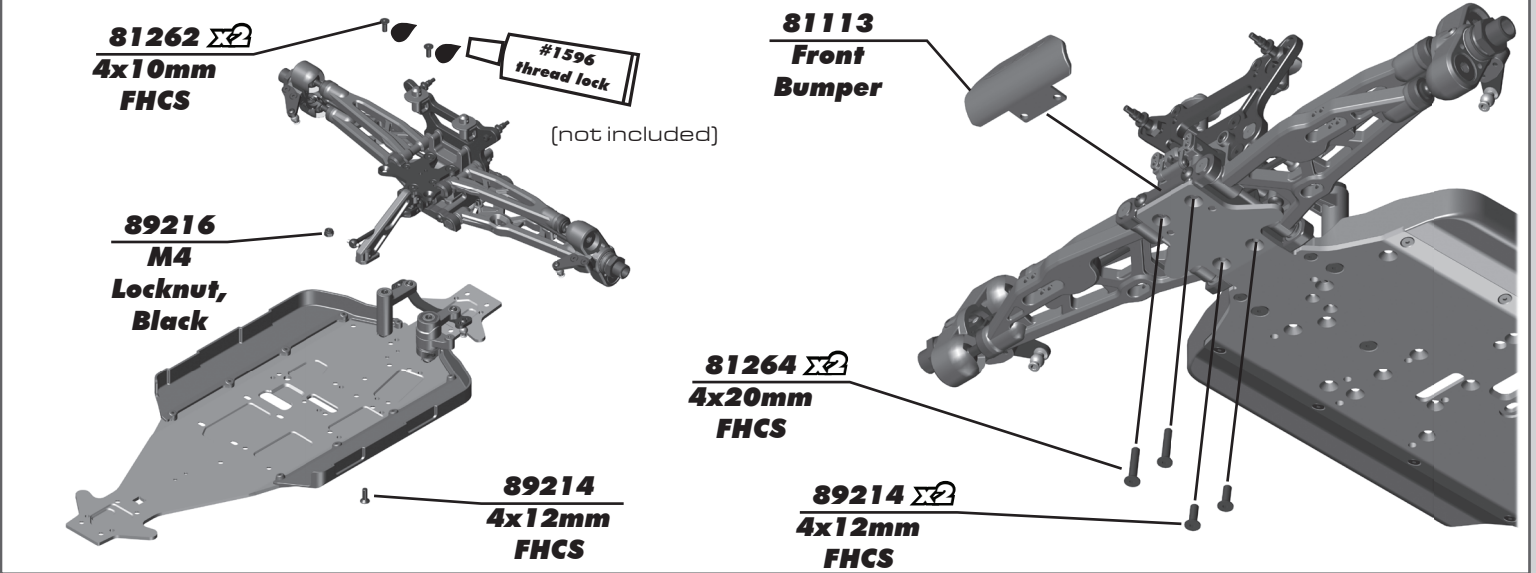
81072 Pillow Ball Shim (2 degree)

! Use Pillow Ball Shims (#81072) to adjust camber.

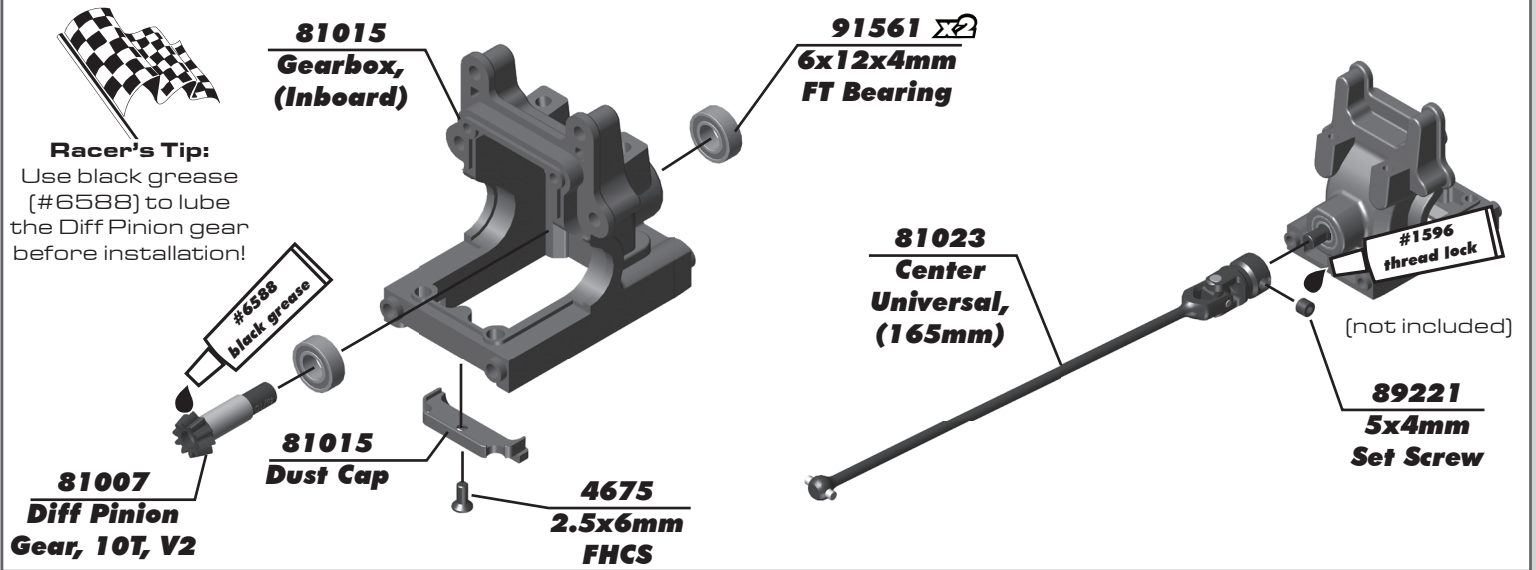
Pillow Ball Shims

0.5° 1° 2°

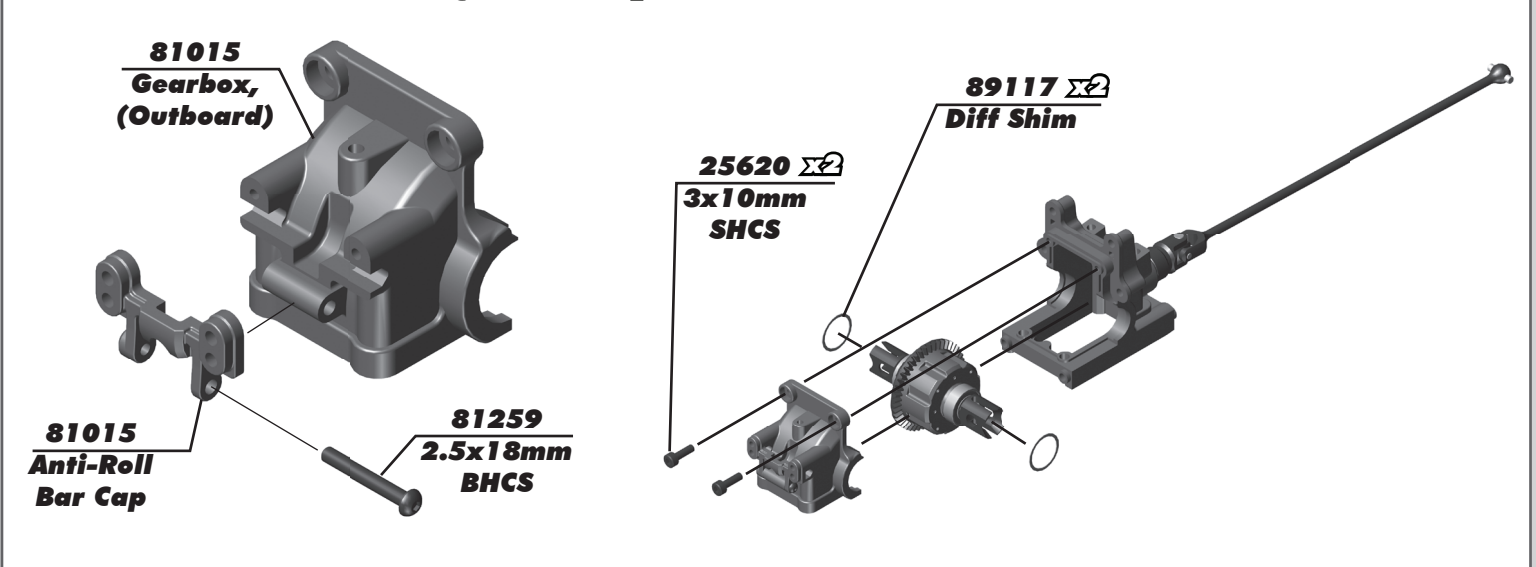
:: Front Uprights Build - Bag H, I - Step 4



:: Rear Gearbox Build - Bag J, K - Step 1




:: Rear Gearbox Build - Bag J, K - Step 2

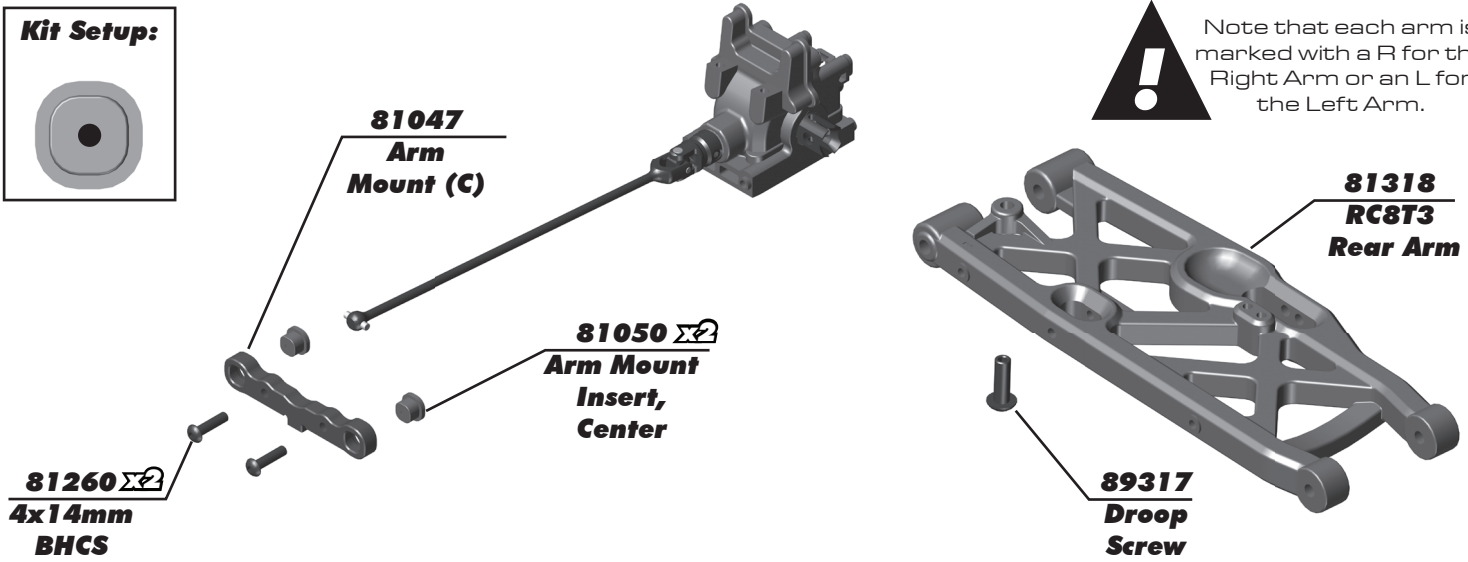


:: Rear Gearbox Build - Bag J, K - Step 3

Kit Setup:

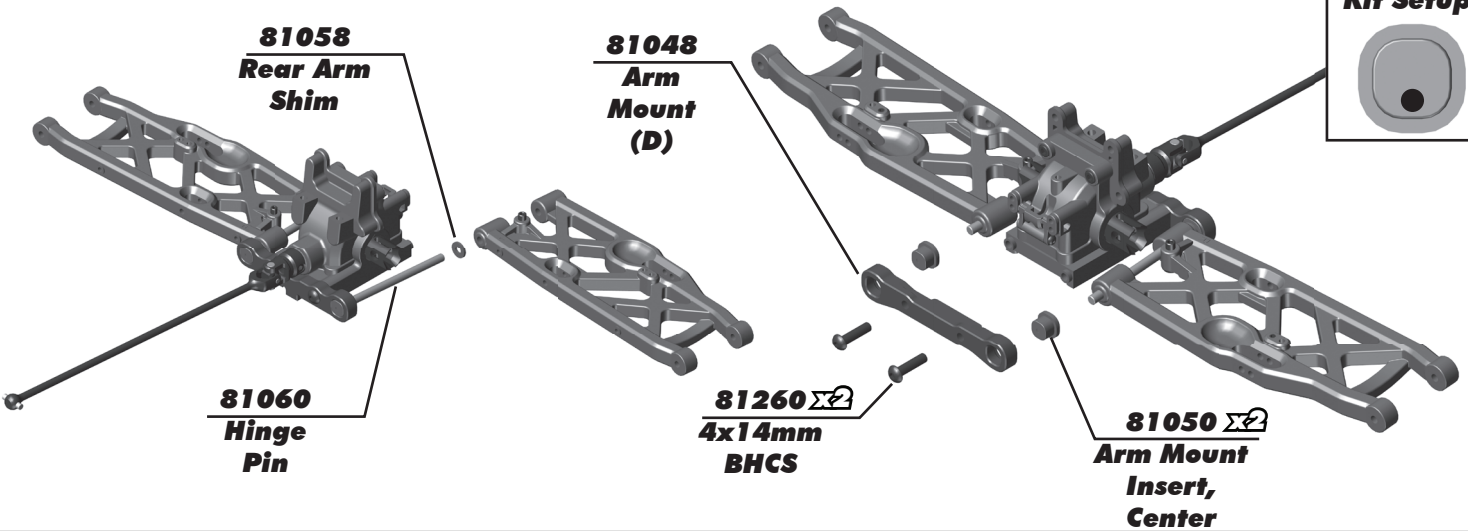



Note that each arm is marked with a R for the Right Arm or an L for the Left Arm.

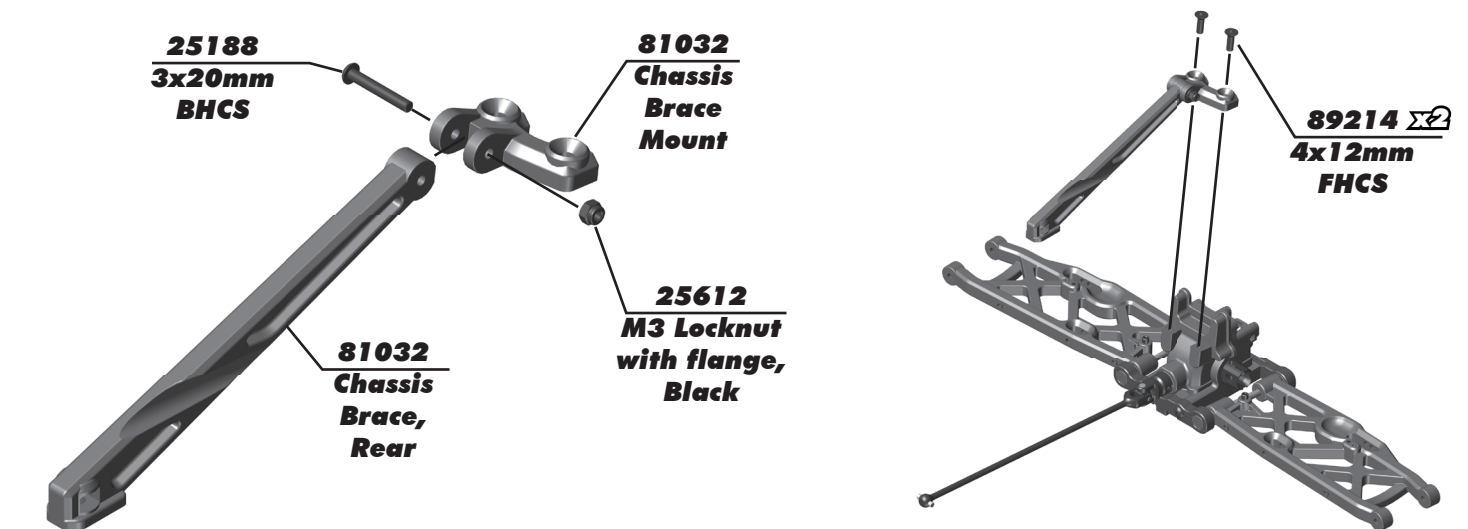


:: Rear Gearbox Build - Bag J, K - Step 4

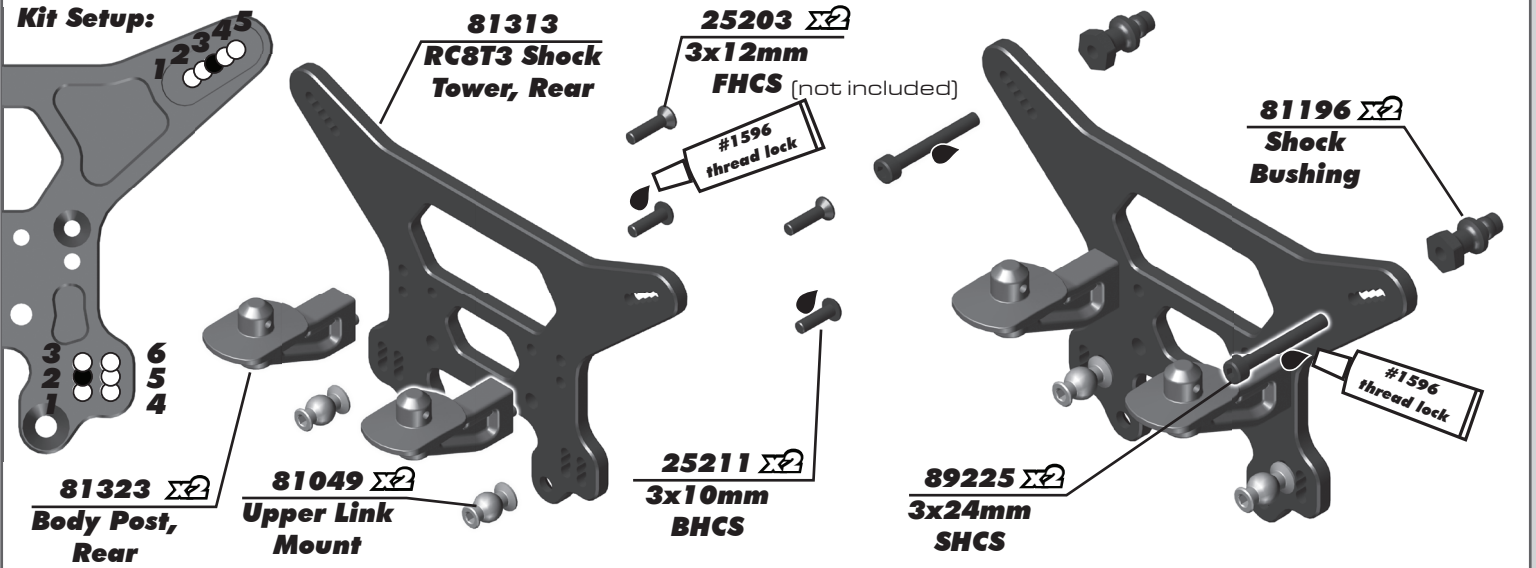
Kit Setup:



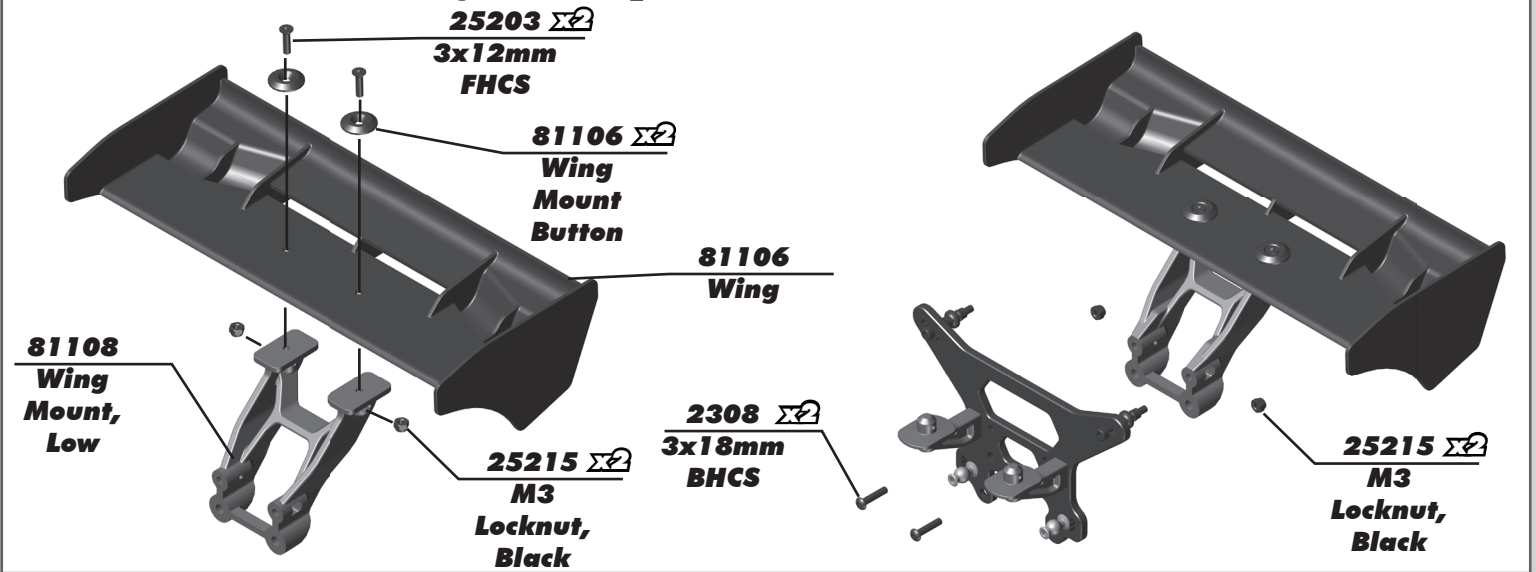
:: Rear Gearbox Build - Bag J, K - Step 5



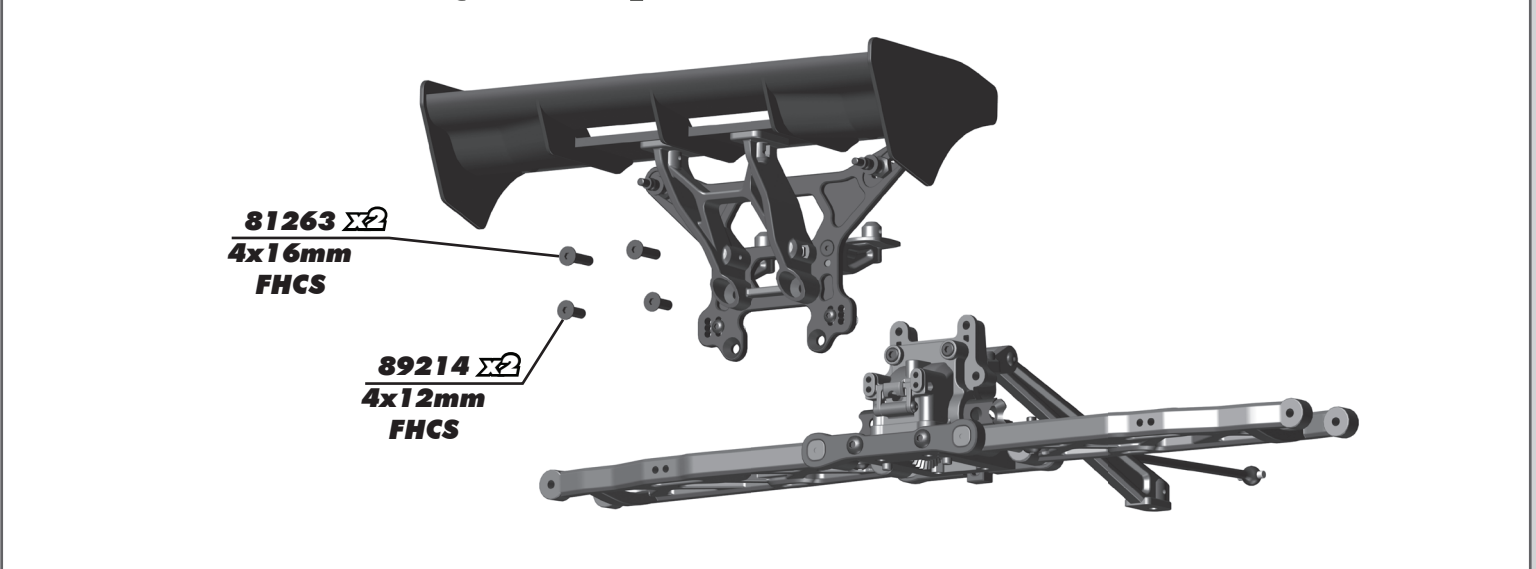
:: Rear Gearbox Build - Bag J, K - Step 6



:: Rear Gearbox Build - Bag J, K - Step 7



:: Rear Gearbox Build - Bag J, K - Step 8



:: Rear Uprights / Turnbuckles Build - Bag K, L - Step 1

81022 Universal, (131mm)

91565 8x16x5mm FT Bearing, Flanged

81075 Rear Hub

25225 3x3mm Set Screw

89096 Wheel Hex Pin

81319 Hex Drive Clip, 17mm

81319 Hex Drive, 17mm (Blue)

89221 5x4mm Set Screw

! Slide the Hex Drive Clamp PAST the groove on the 17mm Hex Drive when installing onto the Universal Drive Shaft.

Once the Wheel Hex Pin and 5x4mm Set Screw has been installed, slide the Hex Drive Clamp IN the groove on the 17mm Hex Drive.

:: Rear Uprights / Turnbuckles Build - Bag K, L - Step 2

Kit Setup:
Mount the rear hub to the rear arm in the lower hole.

25612 M3 Locknut with flange, Black

81076 Hub Hinge Pin

81075 Rear Hub Shim, 2.5mm

81075 Rear Hub Shim, 1.0mm

81075 Rear Hub Shim, 1.5mm

81094 Rod End, 5mm

81321 5x80mm Turnbuckle

81094 Rod End, 5mm

Rear Hub Turnbuckle 57.5''mm (2.26''')

:: Rear Uprights / Turnbuckles Build - Bag K, L - Step 3

Kit Setup:
Mount the rear camber link in the outside hole on the rear hub.

25612 M3 Locknut with flange, Black

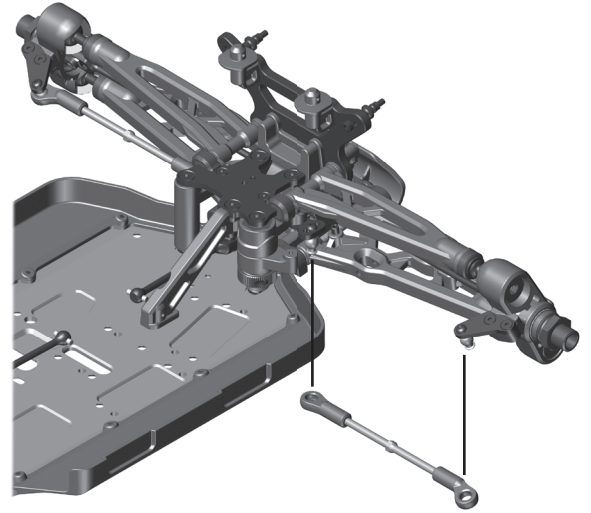

89204 3x24mm BHCS

89216 M4 Locknut, Black


81264 4x20mm FHCS

89214 4x12mm FHCS

:: Rear Uprights / Turnbuckles Build - Bag K, L - Step 4



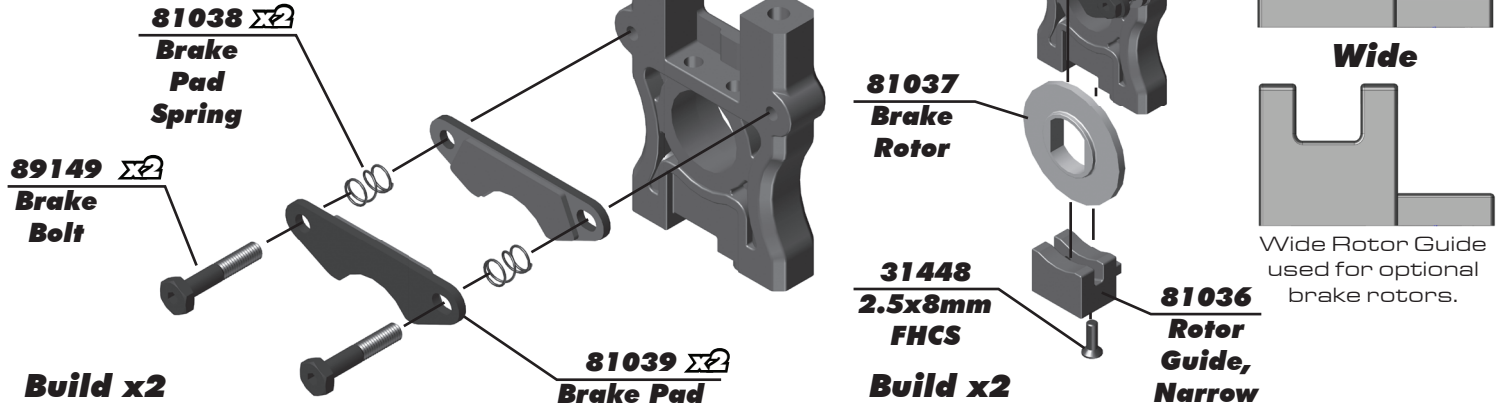
**Steering Turnbuckle
65.0mm (2.56")**



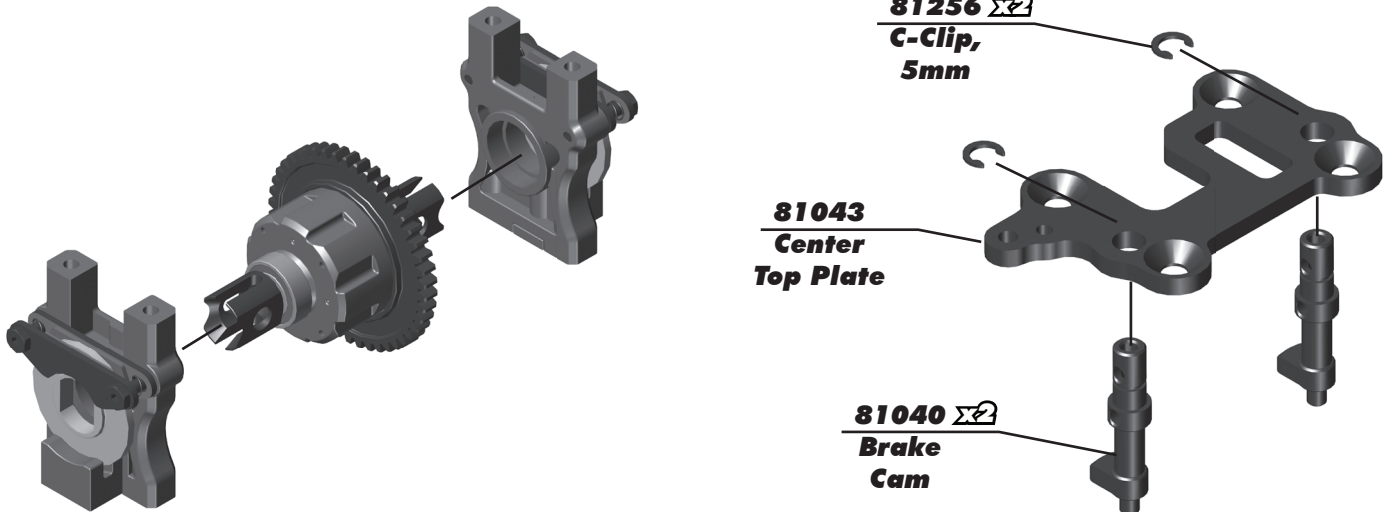
:: Center Bulkhead / Brakes Build - Bag M, N- Step 1



Align slotted holes on the same side when installing brake pads.



:: Center Bulkhead / Brakes Build - Bag M, N- Step 2



:: Center Bulkhead / Brakes Build - Bag M, N- Step 3

25225 [not included]
3x3mm Set Screw, rear

#1596 thread lock

81042 $\Sigma 2$
Brake Lever

4671
3x10mm Set Screw, front

Center brake levers between the brake cams.

:: Center Bulkhead / Brakes Build - Bag M, N- Step 4

89214 $\Sigma 4$
4x12mm FHCS

Towards Front of Vehicle

89214 $\Sigma 4$
4x12mm FHCS

:: Anti-Roll Bars Build - Bag O - Step 1

81150 $\Sigma 2$
Anti-Roll Bar Rod End

81150
Anti-Roll Bar Pivot

89203 $\Sigma 2$
3x16mm BHCS

81258
3x12mm Set Screw

81150
Rod End Ball

Steering Turnbuckles and upper arms removed for view clarity.

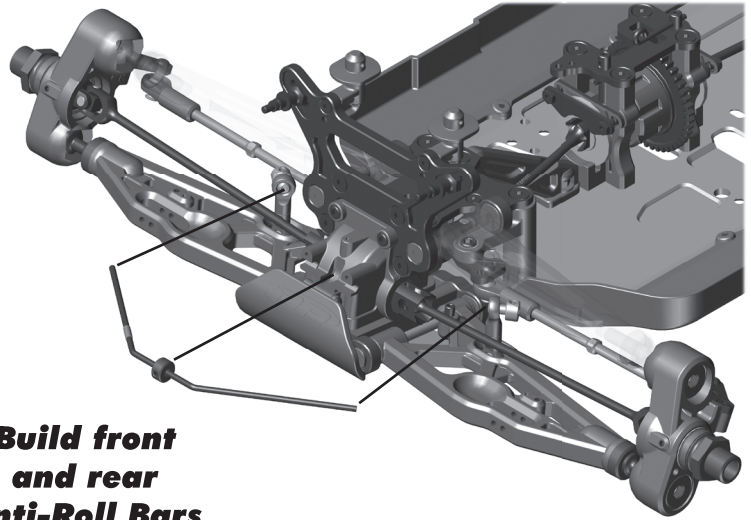
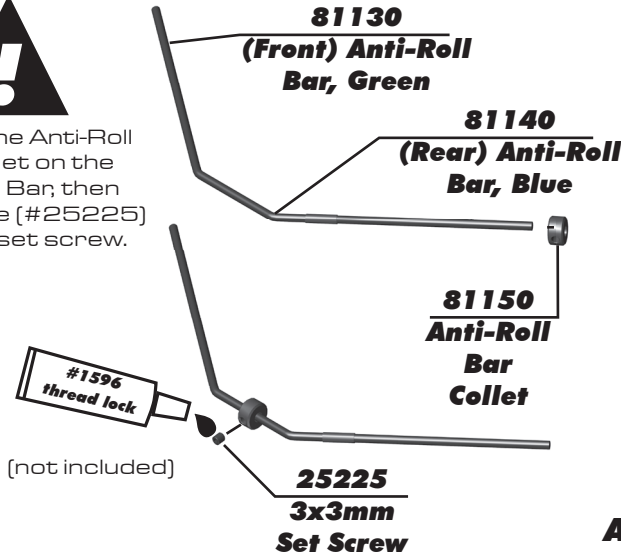
Left Side **Right Side**

Anti-Roll Bar Pivots:
Tighten the Anti-Roll Bar Rod Ends completely, then offset the Anti-Roll bar rod ends as seen above (approximately 45 degrees).

:: Anti-Roll Bars Build - Bag 0 - Step 2

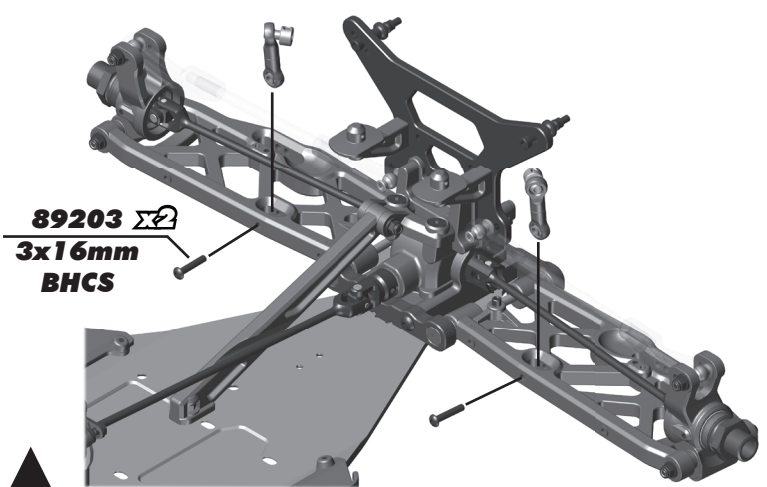
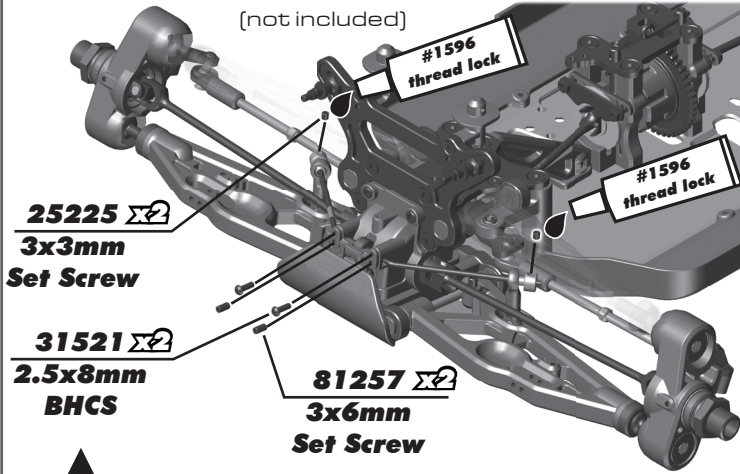


Center the Anti-Roll Bar Collet on the Anti-Roll Bar, then tighten the (#25225) 3x3mm set screw.



Build front and rear Anti-Roll Bars

:: Anti-Roll Bars Build - Bag 0 - Step 3

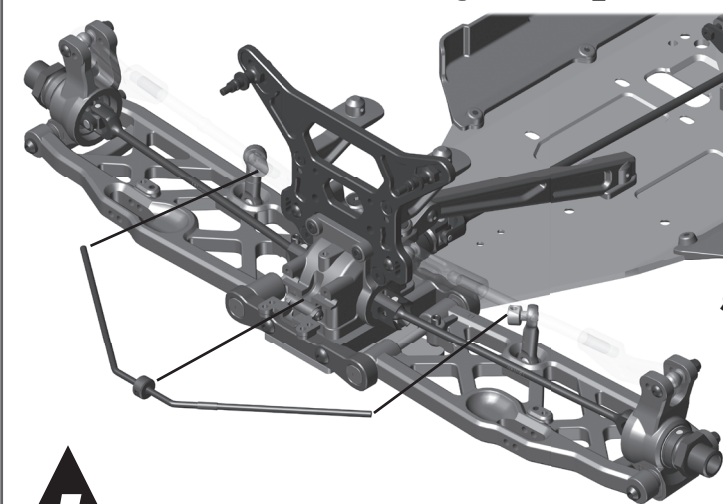


Tighten #81257 set screws just enough to still allow the anti-roll bar to move freely.

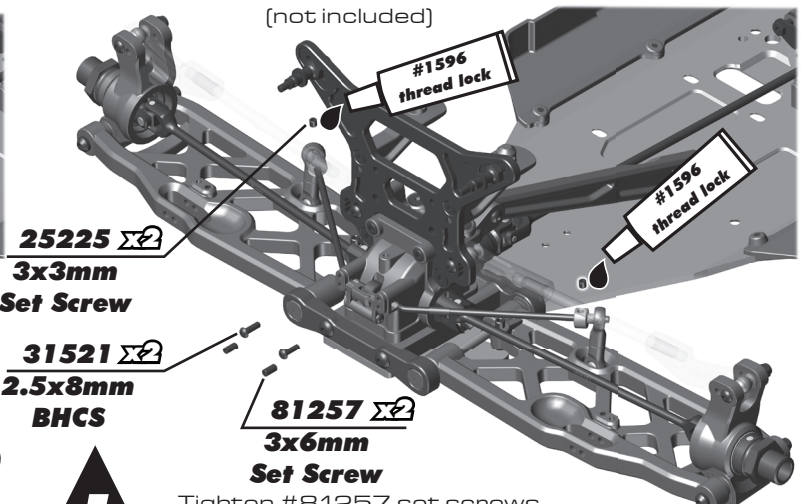


Rear Hub Turnbuckles removed for view clarity.

:: Anti-Roll Bars Build - Bag 0 - Step 4



Rear Hub Turnbuckles removed for view clarity.



Tighten #81257 set screws just enough to still allow the anti-roll bar to move freely.

:: Shocks Build - Bag P, Q - Step 1

81200 Shock Piston (6x1.3 flat)

89215 Shock Piston Locknut

89278 $\Sigma 2$ 2.5mm Washer

81172 Shock Shaft, 33.5mm (Front)

81173 Shock Shaft, 42.5mm (Rear)

81185 Shock Body O-Ring

81185 O-Ring Hat Bushing

81188 Shock Body Seal Retainer

81160 Shock Body, 30.5mm (Front)

81161 Shock Body, 39.5mm (Rear)

81186 $\Sigma 2$ Shock O-Ring

81185 O-Ring Spacer

81191 RC8T3 Shock Boots

81193 Shock Rod End and Ball

Racer's Tip:
Use shock fluid or green slime [# 1105] to lube the O-Rings before installation! (not included)

:: Shocks Build - Bag P, Q - Step 2

81181 Shock Cap Insert

81180 Shock Cap

81182 Shock Bladder

Front Shock Fluid: 37.5wt #5433

Rear Shock Fluid: 35wt #5429

!
When installing the shock bladder, make sure it is correctly seated within the shock cap as shown.

:: Shocks Build - Bag P, Q - Step 3

!
Leave a gap when installing the shock cap.

!
Compress shock shaft half way. Let shock fluid bleed from cap, then tighten cap.
For less rebound, compress shock shaft farther before tightening the shock cap.
For more rebound, do not compress shock shaft as far before tightening the shock cap.

!
Some residual shock fluid may appear from your first few runs around the shock cap as a result of bleeding.

:: Shocks Build - Bag P, Q - Step 4



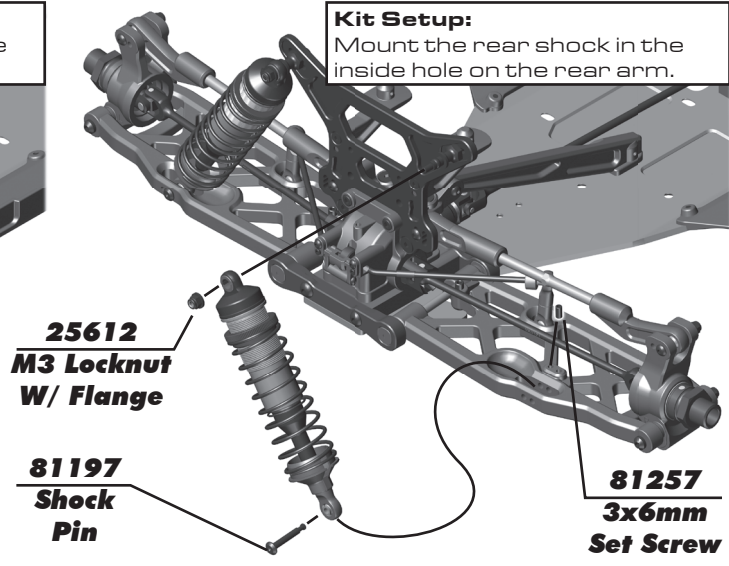
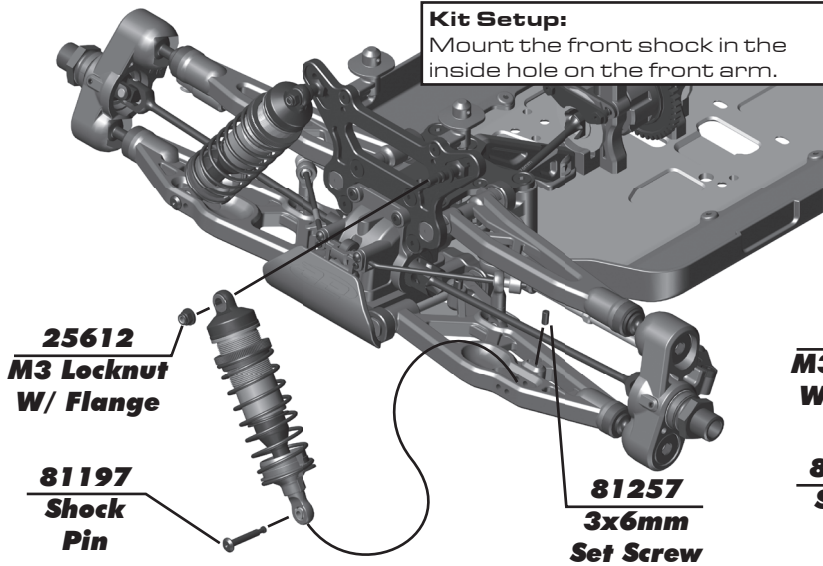
The shock springs come with colored heat shrink tubing. Install them on the springs for easy identification.



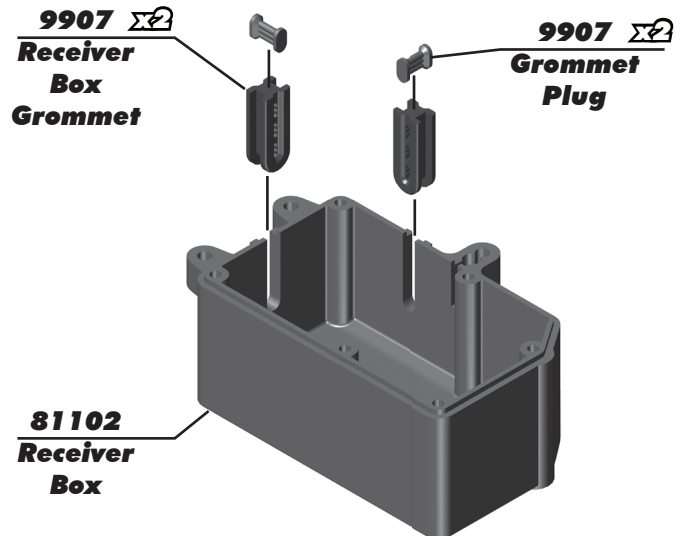
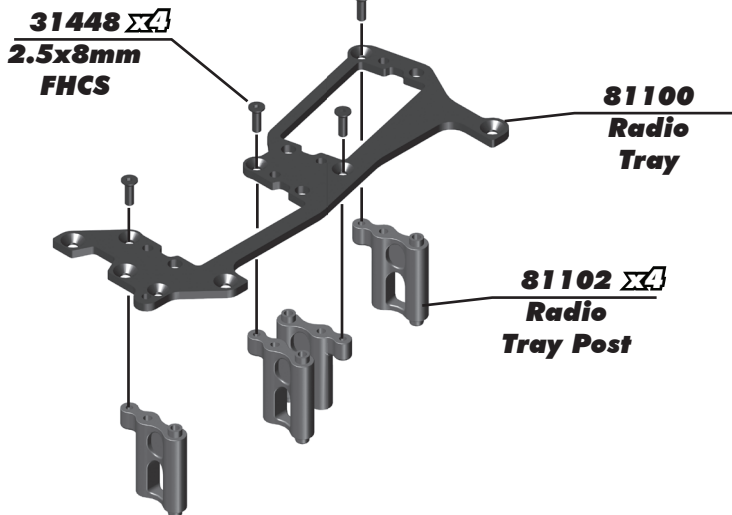
:: Shocks Build - Bag P, Q - Step 5

Kit Setup:
Mount the front shock in the inside hole on the front arm.

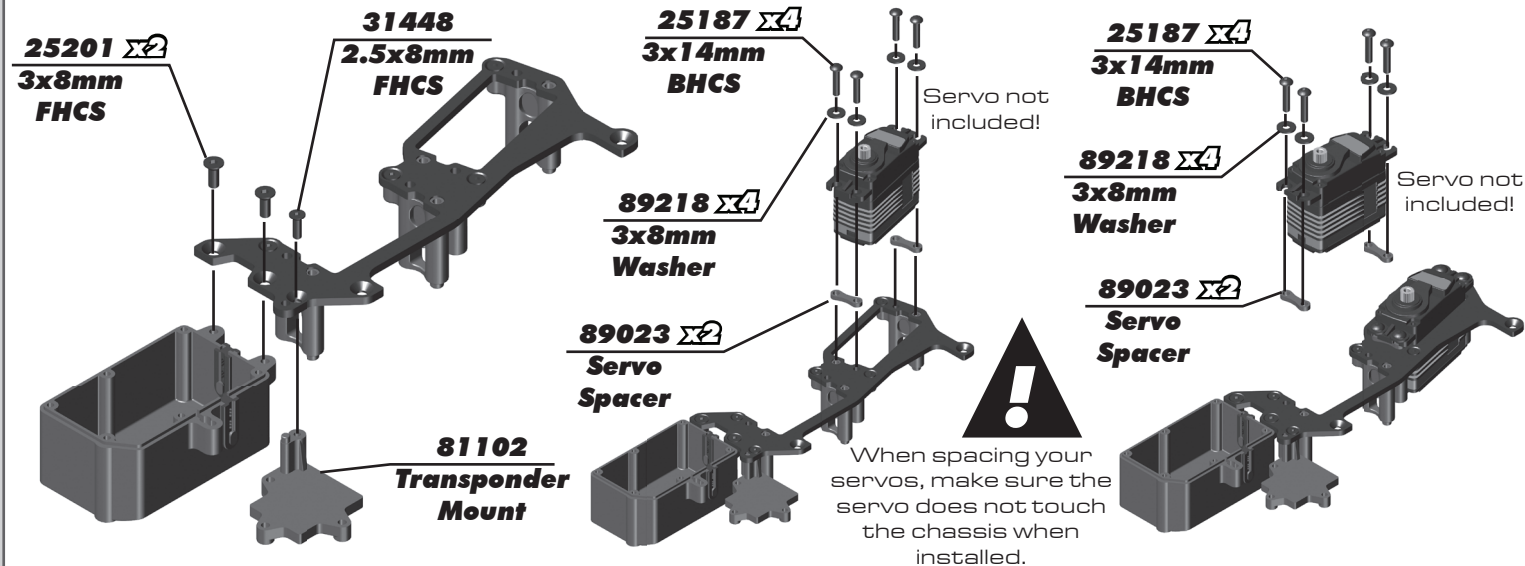
Kit Setup:
Mount the rear shock in the inside hole on the rear arm.



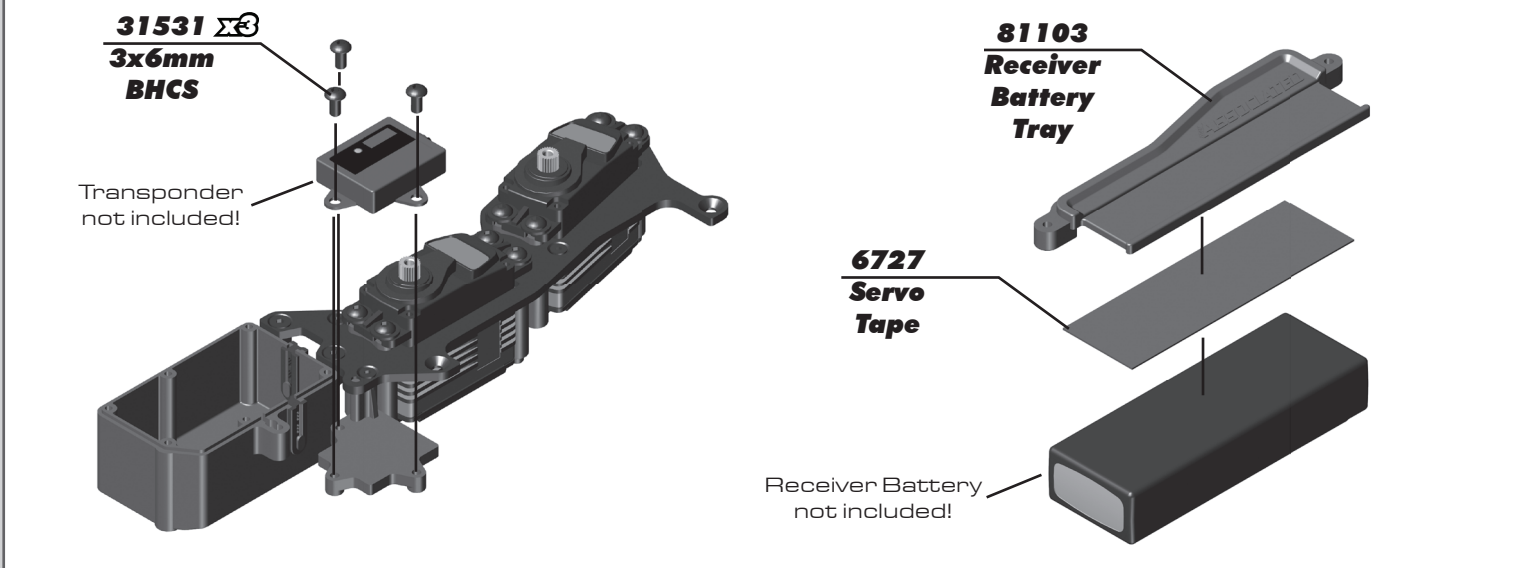
:: Radio Tray Build - Bag R, S - Step 1



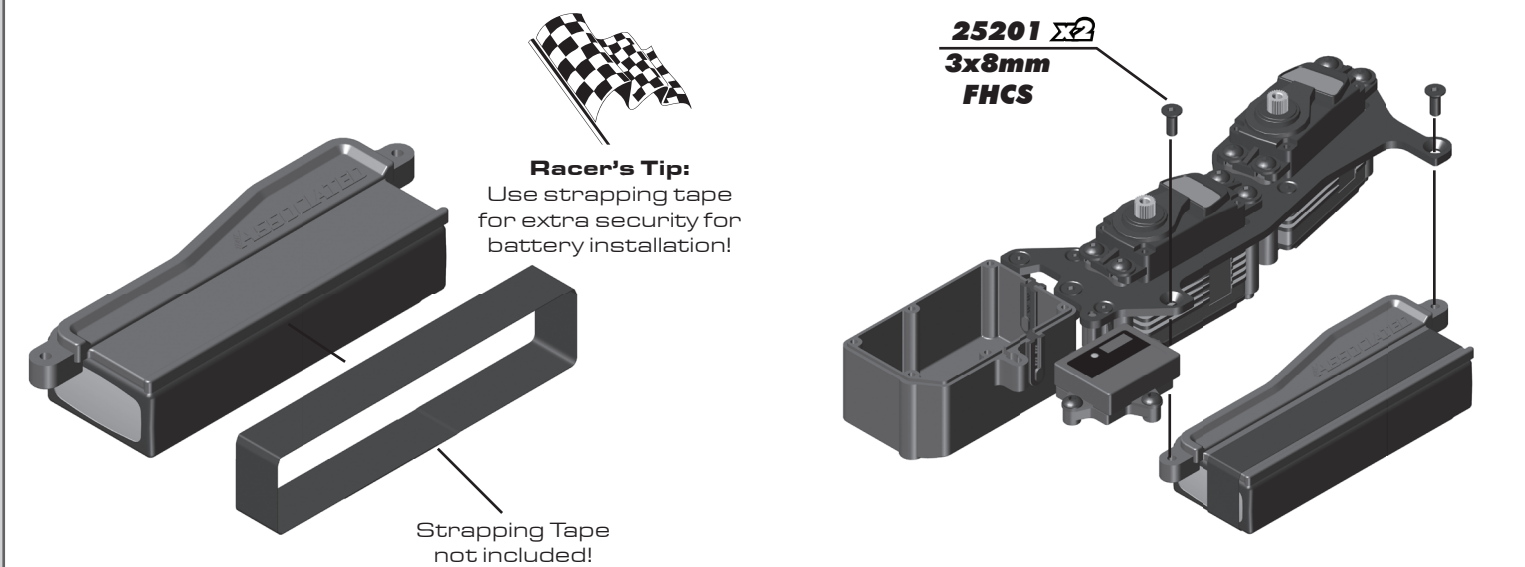
:: Radio Tray Build - Bag R, S - Step 2



:: Radio Tray Build - Bag R, S - Step 3



:: Radio Tray Build - Bag R, S - Step 4



:: Radio Tray Build - Bag R, S - Step 5

6338
Antenna
Tube and
Cap

Receiver
not included!

6727
Servo
Tape

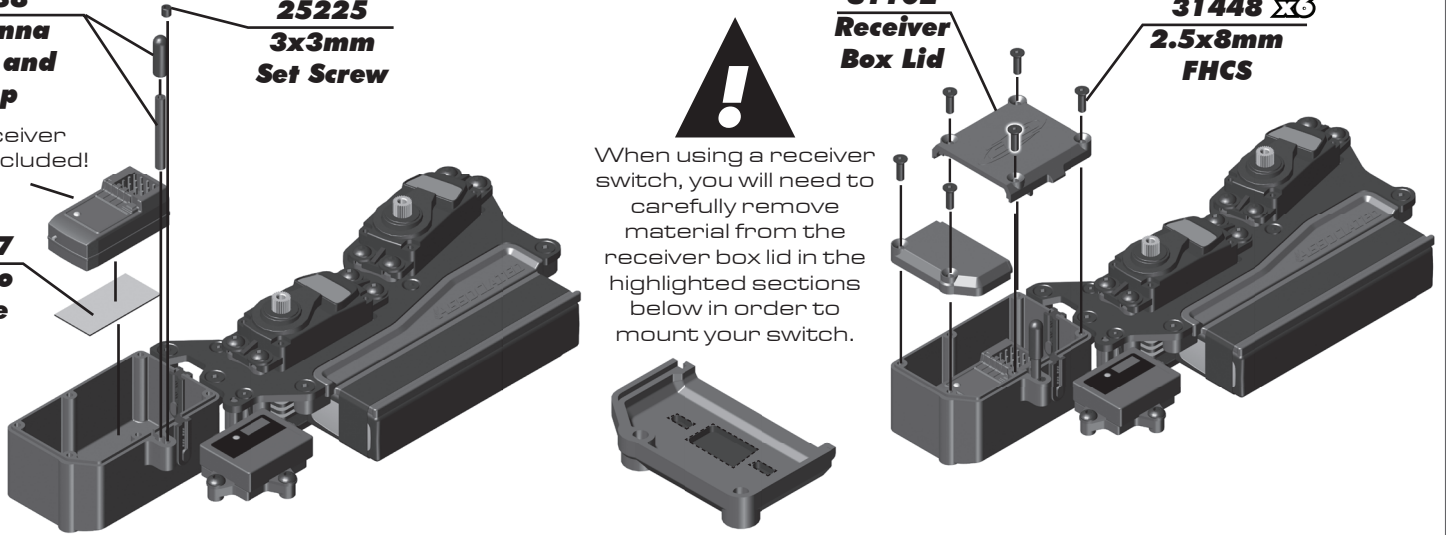
25225
3x3mm
Set Screw

81102
Receiver
Box Lid

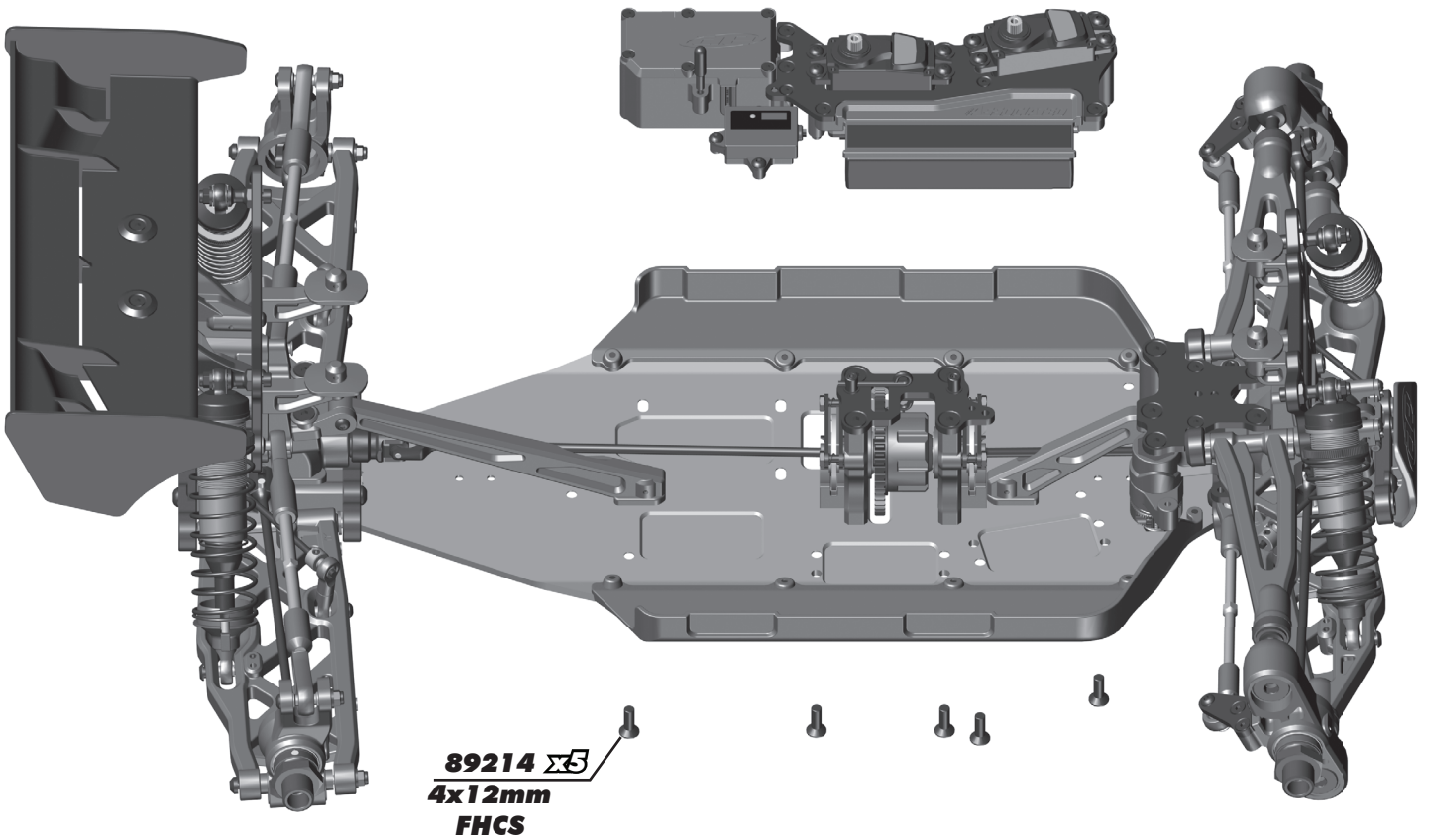
31448 $\times 3$
2.5x8mm
FHCS



When using a receiver
switch, you will need to
carefully remove
material from the
receiver box lid in the
highlighted sections
below in order to
mount your switch.



:: Radio Tray Build - Bag R, S - Step 6



:: Servo Horns / Linkage Build - Bag T - Step 1

91048
HD Ballstud,
8mm

1409
FT Turnbuckle,
25.5mm (1.00")

81250
Servo Horn
(Steering)
and Cone
Washer

25215
M3
Locknut

91453 $\Sigma 2$
HD Ball
Cups

91050
HD Ballstud,
12mm

81250
Servo Horn
Insert

Printed here
A - Airtronics
F - Futaba
H - Hitec
J - JR/KO

81250
Servo Horn
Large Ring

Steering Servo Turnbuckle
11.5mm (0.45")

:: Servo Horns / Linkage Build - Bag T - Step 2

(not included)

#1596
thread lock

25201
3x8mm
FHCS

4617
2mm Shim

7184
2x16mm
SHCS

81251 $\Sigma 3$
Servo
Horn Pivot

81251
Pivot
Bushing,
Brake

81250
Servo Horn,
Throttle

81250
Servo Horn,
Large Ring

81250
Cone
Washer

81251
2x10mm
SHCS

81251 $\Sigma 3$
Washer

81251
Pivot
Bushing,
Throttle

81250
Servo Horn
Insert

Racer's Tip:
Center servo
before horn
installation!

Printed here
A - Airtronics
F - Futaba
H - Hitec
J - JR/KO

:: Servo Horns / Linkage Build - Bag T - Step 3

(not included)

#1596
thread lock

81251
Throttle
Spring

81251
Set Collar

81251
Throttle
Ball Cup

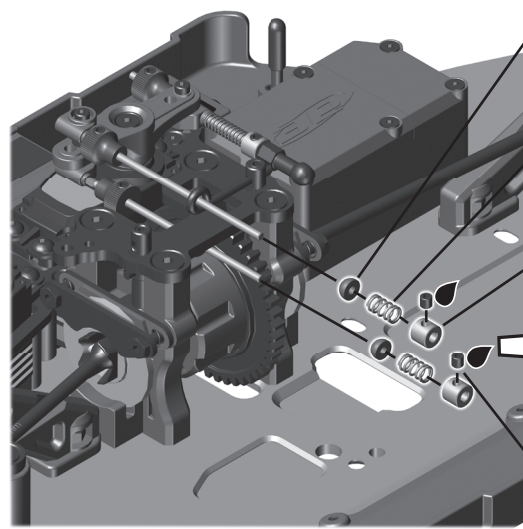
81251 $\Sigma 3$
Brake
Link

81251 $\Sigma 3$
Brake Bias
Collar

25225 $\Sigma 4$
3x3mm
Set Screw

Install Brake Links so they
are flush with the back of
the servo horn pivots.

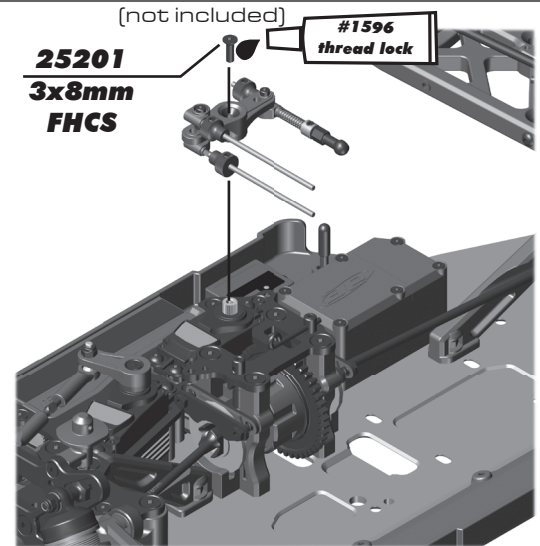
:: Servo Horns / Linkage Build - Bag T - Step 4



- 81251** $\Sigma 2$
Brake Linkage Spring Ball
- 8433** $\Sigma 2$
.024 Spring
- 81251** $\Sigma 2$
Set Collar
- #1596**
thread lock
- (not included)
- 25225** $\Sigma 2$
3x3mm Set Screw

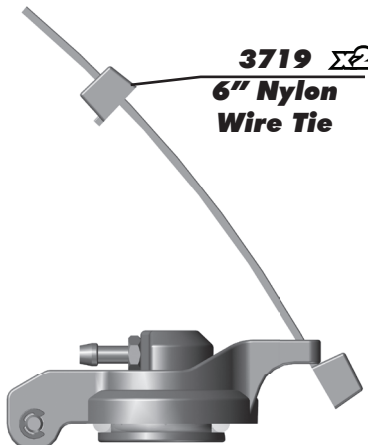


Racer's Tip:
Center servo before horn installation!




- (not included)
- 25201**
3x8mm FHCS
- #1596**
thread lock

:: Engine / Tank Build - Bag U, V - Step 1

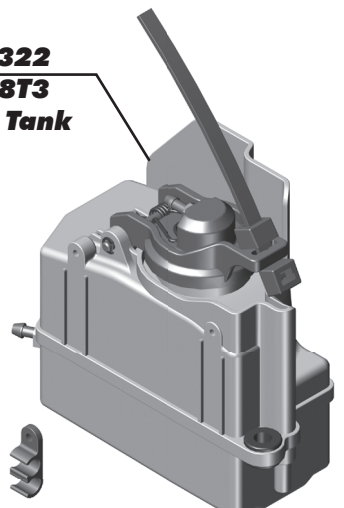


- 3719** $\Sigma 2$
6" Nylon Wire Tie

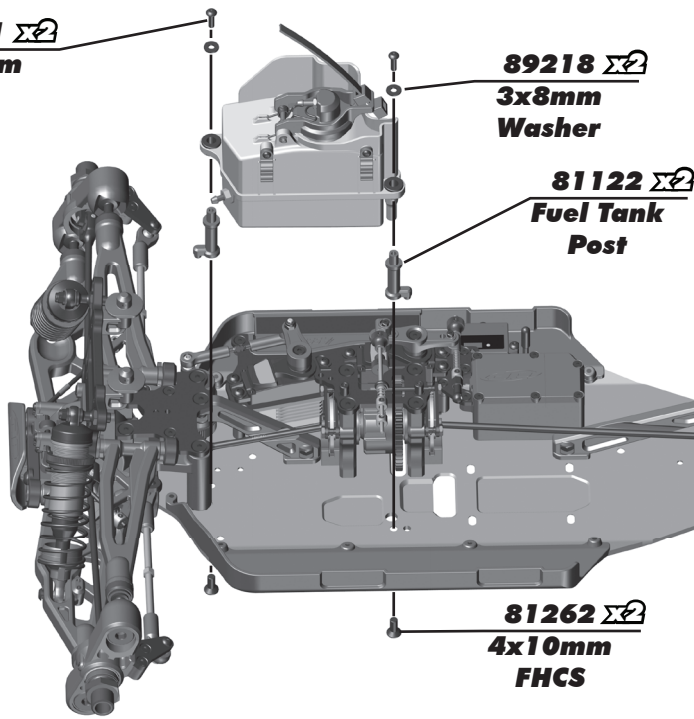


- 81322** $\Sigma 2$
Fuel Tank Clip

- 81322**
RC8T3 Fuel Tank



- 25211** $\Sigma 2$
3x10mm BHCS



- 89218** $\Sigma 2$
3x8mm Washer

- 81122** $\Sigma 2$
Fuel Tank Post

- 31520** $\Sigma 2$
2.5x6mm BHCS

- 7725**
Fuel Tubing (22mm long)

- 81262** $\Sigma 2$
4x10mm FHCS

:: Engine / Tank Build - Bag U, V - Step 2

81124 Air Filter Cap
foam treatment #7710

81124 Air Filter
foam treatment #7710

81124 Air Filter Boot

3719 Nylon Wire Tie, 6"

81125 Air Filter Element

25620 3x10mm SHCS

When oiling the filter elements, place both inside a plastic bag and squeeze to help evenly coat the filter.

3719 Nylon Wire Tie, 6"

Engine not included!

:: Engine / Tank Build - Bag U, V - Step 3

Racer's Tip:
Trim clutch shim as shown.

89136 Flywheel (Hard Anodized)

89137 Clutch Shoe Shim

89133 Clutch Spring, 1.0

89134 Clutch Shoe

89138 Flywheel Collet

2313 SG Crank Clutch Nut

91560 5x10x4mm Bearing

89148 Clutch Shims

89223 3x8mm SHCS

89218 3x8mm Washer

89376 Clutch Bell, 13T

Clutch shimming instructions:
If assembly does not spin freely, use #89148 (small clutch shim included in kit) on screw to increase end play.
If crankcase extends past clutch bearing, use #89218 (large clutch shim included in kit) to reduce end play.

#1596 thread lock (not included)

:: Engine / Tank Build - Bag U, V - Step 4

25620 3x10mm SHCS

#1596 thread lock (not included)

81115 Engine Mount

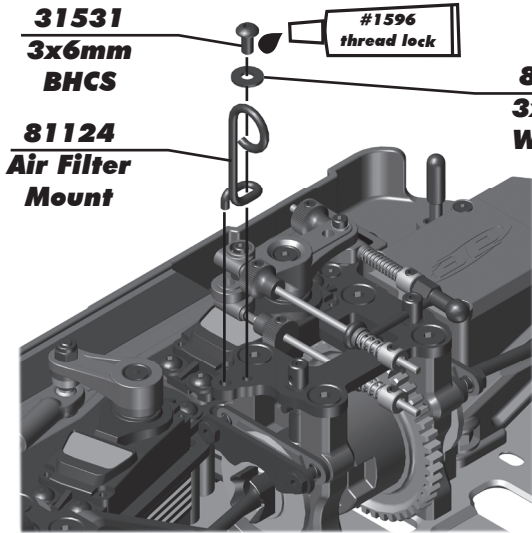
Exhaust spring not included!

Exhaust Pipe not included!

Header pipe not included!

Header pipe gaskets not included!

:: Engine / Tank Build - Bag U, V - Step 5

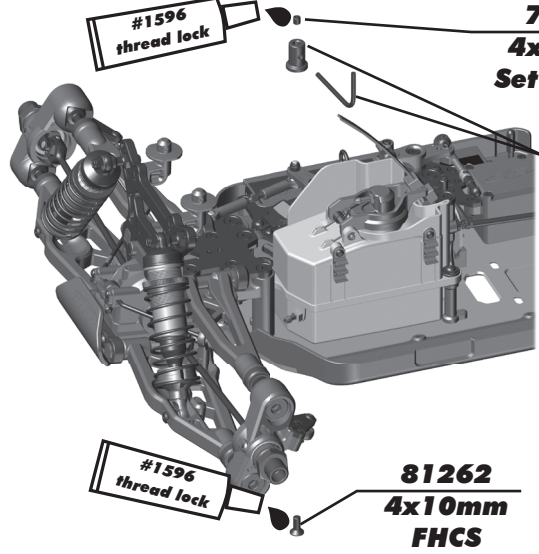


31531
3x6mm
BHCS

#1596
thread lock

81124
Air Filter
Mount

89218
3x8mm
Washer



#1596
thread lock

7732
4x4mm
Set Screw

81118
Pipe
Mount

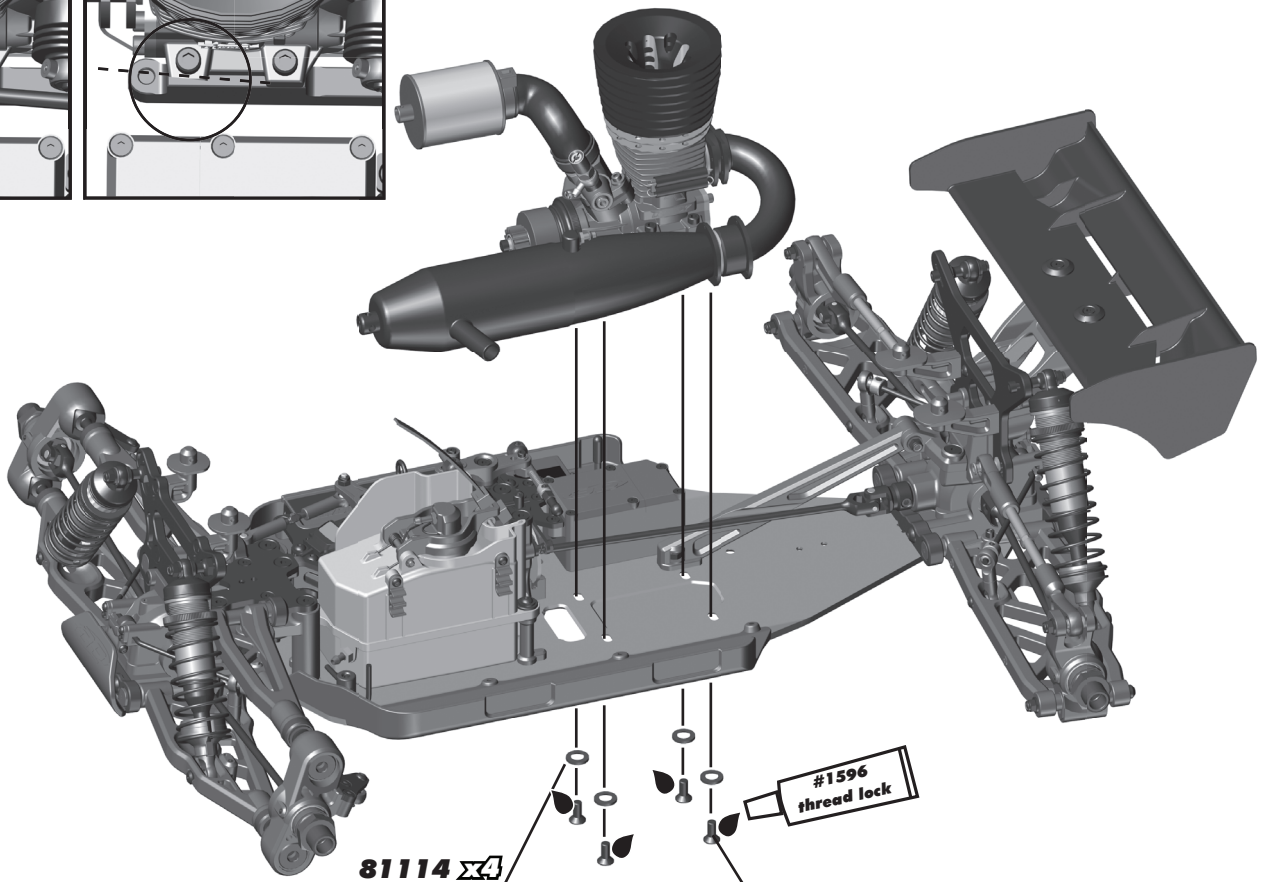
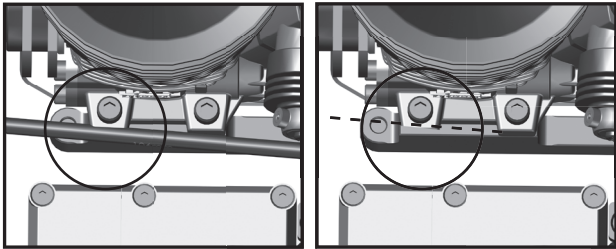
#1596
thread lock

81262
4x10mm
FHCS

:: Engine / Tank Build - Bag U, V - Step 6



When installing your engine, make sure the rear drive shaft does not interfere with the engine mount. You may need to remove material from the engine mount for fitment.

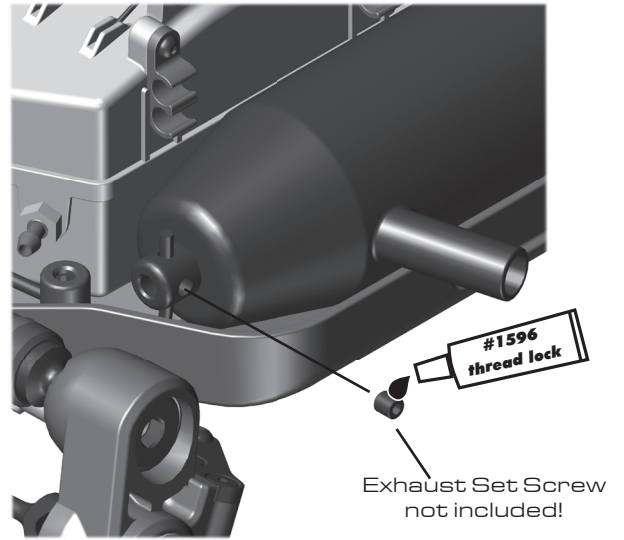
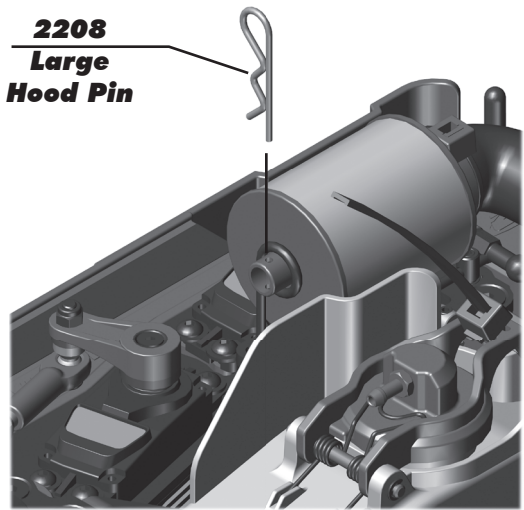


81114 **x4**
Engine
Mount
Washer

#1596
thread lock

81262 **x4**
4x10mm
FHCS


:: Engine / Tank Build - Bag U, V - Step 7




:: Engine / Tank Build - Bag U, V - Step 8

**Pressure line from
fuel tank lid to
exhaust pipe**

**Fuel line from fuel
tank to carburetor**



:: Wheels / Tires / Body - Misc. - Step 1

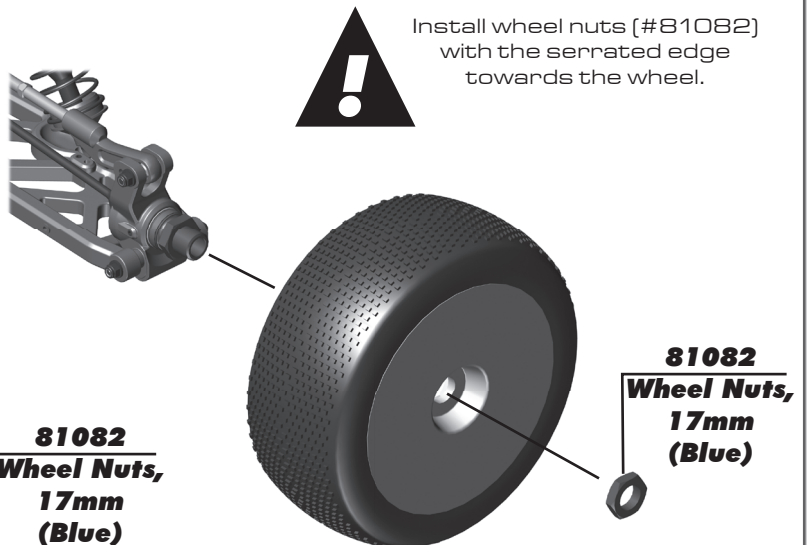
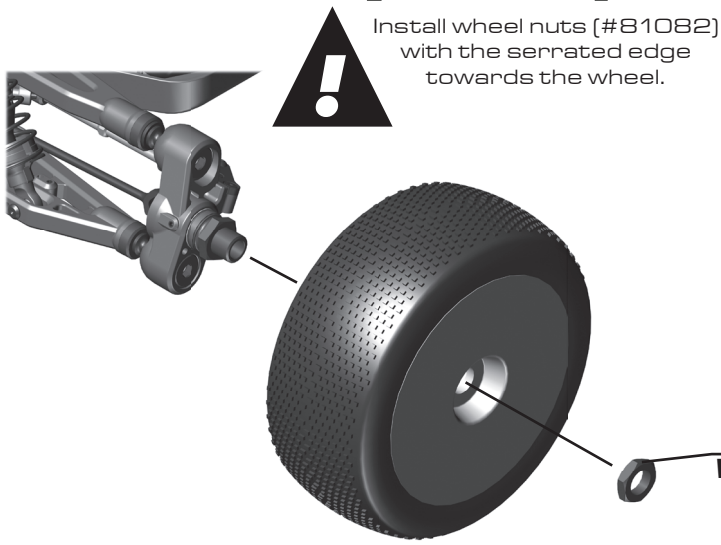


Build four wheels/tires


Tires:

When gluing tires to wheels, use a fast-curing tire glue [CA] [AE # 1597]. This is available at your local hobby shop. Make sure to clean the mounting surface of the tire and wheel with alcohol for best adhesion.

:: Wheels / Tires / Body - Misc. - Step 2



:: Wheels / Tires / Body - Misc. - Step 3



Painting Tips:

Your new kit comes with a clear polycarbonate body. You will need to prep the body before you can paint it. Wash the inside thoroughly with warm water and liquid detergent. Dry the body using a clean, soft, lint-free cloth. Install the window masks on the inside of the body. (RC cars get painted from the inside). Using high quality masking tape, apply tape to the inside of the body to create a design. Spray (either rattle can or airbrush R/C specific paint) the paint to the inside of the body (preferably dark colors first, lighter colors last).

NOTE: use ONLY paint that is recommended for use with (polycarbonate) plastics. If you do not, you can destroy the polycarbonate body!!!

After painting, cut the body along the trim lines. Make sure to drill or use a body reamer to make the holes for the body mounts and antenna!


:: Droop Settings

Set droop by measuring overall length of shock (from standoff to shock pin) while the chassis is elevated above your working surface. The shocks should be fully extended.

Kit setup for front droop is 104mm shock length, and 124mm shock length for the rear.

If the shock length is too long, adjust by turning the droop screws clockwise.

If the shock length is too short, adjust by turning the droop screws counter-clockwise.



Front Droop: Increasing front droop (loosen droop screws) will increase off-throttle steering. It also allows the front end to lift more, giving more rear grip and less front grip on-power. Remember to never loosen the screws beyond the FULL DROOP setting. Decreasing front droop (tighten droop screws) yields more on-power steering and quicker response at the expense of some stability in bumpy sections. It will also give less off-throttle steering.

Rear Droop: Increasing rear droop (loosen droop screws) will increase traction in bumpy sections, but will reduce high-speed stability. Remember to never loosen the screws beyond the FULL DROOP setting. Decreasing rear droop (tighten droop screws) will increase stability in high speed sections, but will reduce stability in bumpy sections.

Setup Sheets:


Most often the best way to get your car handling right is to go to our website www.rc10.com and click on the "Setup Sheets" link, then the link to your vehicle, then search for your vehicle. Our team of professional drivers help develop these setups at National events. Also, most drivers have a "base" setup that they use as a starting point for every event. Try running some of our base setups OR look for track conditions and tires that are similar to your local track and mimic that setup. Remember, each adjustment has a purpose, so copy everything from the setup sheet and then make adjustments based on the recommendations in here at <http://www.rc10.com/rc/tuning>.

:: Shocks

81156	RC8B3 Shock Kit (Front)	1
	- Requires #81172, 81191	
81157	RC8B3 Shock Kit (Rear)	1
	- Requires #81173, 81191	
81160	RC8B3 Shock Body, 30.5mm	2
81161	RC8B3 Shock Body, 39.5mm	2
81172	RC8T3 Shock Shaft, 33.5mm (TiN)	2
81173	RC8T3 Shock Shaft, 42.5mm (TiN)	2
81180	RC8B3 Shock Cap	2
81181	RC8B3 Shock Cap Insert	2
81182	RC8B3 Shock Bladder	2
81183	RC8B3 Spring Collar	2
81185	RC8B3 Shock Rebuild Kit	2
81186	RC8B3 Shock O-Ring	8
81188	RC8B3 Shock Body Seal Retainer	2
81191	RC8T3 Shock Boots	4
81193	RC8B3 Shock Rod End & Spring Cup	2
81200	RC8B3 Shock Pistons (6x1.3 - KIT, 6x1.3 T, 8x1.2 T)	2 ea.
89215	Shock Piston Locknut	10
89278	Washer, 2.5mm	20

:: Shock Fluid

5420	10 Weight Silicone Shock Fluid	2oz.
5421	20 Weight Silicone Shock Fluid	2oz.
5422	30 Weight Silicone Shock Fluid	2oz.
5423	40 Weight Silicone Shock Fluid	2oz.
5424	22.5 Weight Silicone Shock Fluid	2oz.
5425	80 Weight Silicone Shock Fluid	2oz.
5426	27.5 Weight Silicone Shock Fluid	2oz.
5427	15 Weight Silicone Shock Fluid	2oz.
5428	25 Weight Silicone Shock Fluid	2oz.
5429	35 Weight Silicone Shock Fluid	2oz.
5430	45 Weight Silicone Shock Fluid	2oz.
5431	55 Weight Silicone Shock Fluid	2oz.
5432	32.5 Weight Silicone Shock Fluid	2oz.
5433	37.5 Weight Silicone Shock Fluid	2oz.
5434	42.5 Weight Silicone Shock Fluid	2oz.
5435	50 Weight Silicone Shock Fluid	2oz.
5436	60 Weight Silicone Shock Fluid	2oz.
5437	70 Weight Silicone Shock Fluid	2oz.
5438	47.5 Weight Silicone Shock Fluid	2oz.

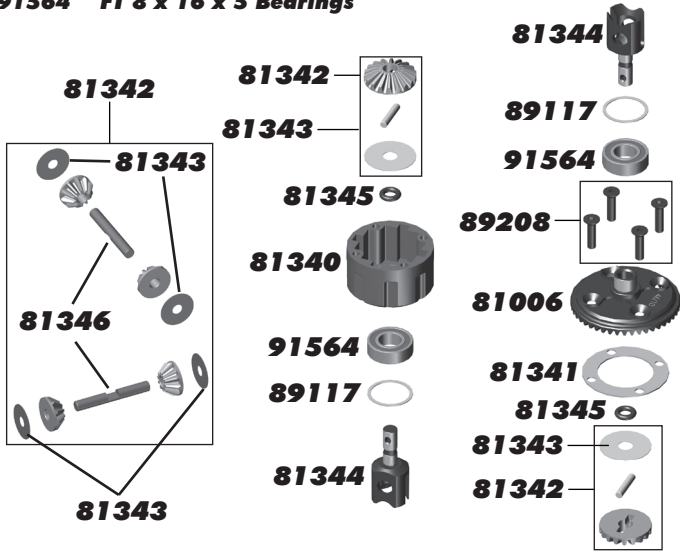


:: Springs

81213	RC8B3 Front Spring, 4.7lb/in, Gray	Pr.
81214	RC8B3 Front Spring, 5.0lb/in, Blue - KIT	Pr.
81215	RC8B3 Front Spring, 5.4lb/in, Yellow	Pr.
81218	RC8B3 Rear Spring, 4.1lb/in, Gray	Pr.
81219	RC8B3 Rear Spring, 4.3lb/in, Blue - KIT	Pr.
81220	RC8B3 Rear Spring, 4.6lb/in, Yellow	Pr.

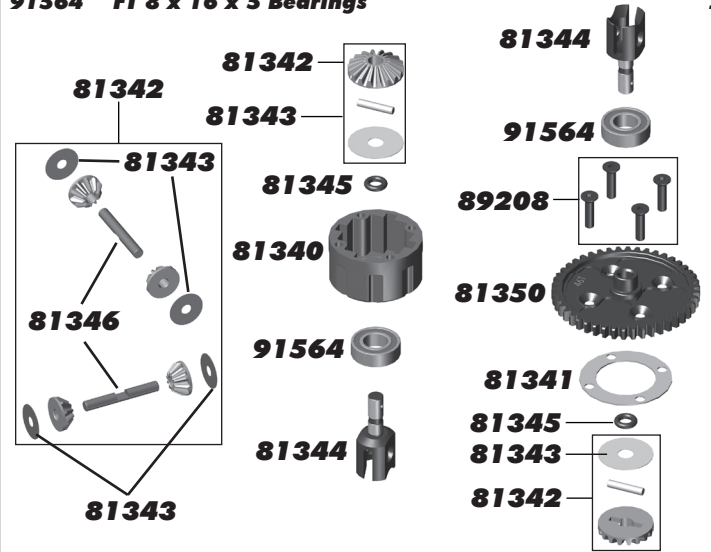
:: Front / Rear Gear Differential

81006	Diff Ring Gear (46T), V2 - Kit	1
81010	Diff Ring Gear (44T), V2	1
81340	Diff Case, V2	1
81341	Diff Case Gasket, V2	4
81342	Diff Sun/Planet Gears, Includes Washers and Pins, V2, Set	1
81343	Internal Diff Shims, V2 - Set	1
81344	Diff Outdrives, V2	2
81345	Diff O-Ring, V2	6
81346	Diff Cross Pin, V2	2
81360	Complete Diff, V2 FR/RR (T3/T3e)	1
89117	Diff Shims	8
89208	3 x 14mm FHCS	10
91564	FT 8 x 16 x 5 Bearings	2




:: Center Gear Differential

81340	Diff Case, V2	1
81341	Diff Case Gasket, V2	4
81342	Diff Sun/Planet Gears, Includes Washers and Pins, V2, Set	1
81343	Internal Diff Shims, V2 - Set	1
81344	Diff Outdrives, V2	2
81345	Diff O-Ring, V2	6
81346	Diff Cross Pin, V2	2
81350	Spur Gear (46T), V2 - Kit	1
81351	Spur Gear (47T), V2	1
81352	Spur Gear (48T), V2	1
81358	Complete Center Diff, V2 - Nitro	1
89208	3 x 14mm FHCS	10
91564	FT 8 x 16 x 5 Bearings	2



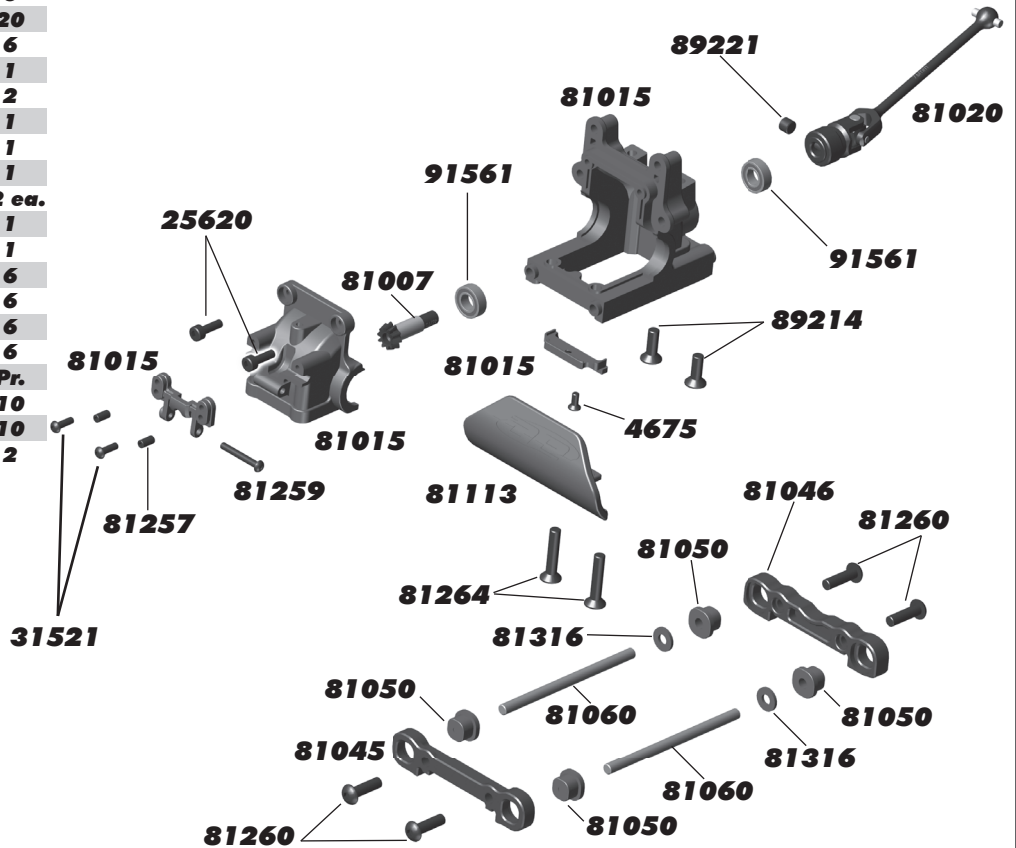
:: Center Bulkhead

4671	3 x 10mm Set Screw	6
25225	3 x 3mm Set Screw	20
31448	2.5 x 8mm FHCS	6
31531	3 x 6mm BHCS	6
81036	RC8B3 Center Bulkhead, 2 wide, 2 narrow	1
81037	RC8B3 Brake Rotor	2
81038	RC8B3 Brake Pad Spring	4
81039	RC8B3 Brake Pad, 2 inside, 2 outside, 4 springs	1
81040	RC8B3 Brake Cam	2
81042	RC8B3 Brake Lever	2
81043	RC8B3 Center Top Plate	1
81124	RC8B3 Air Filter, Boot, and Mount	1
81256	C-Clip, 5mm	6
89149	Brake Bolt	4
89214	4 x 12mm FHCS	10
89218	3 x 8mm Washer	10



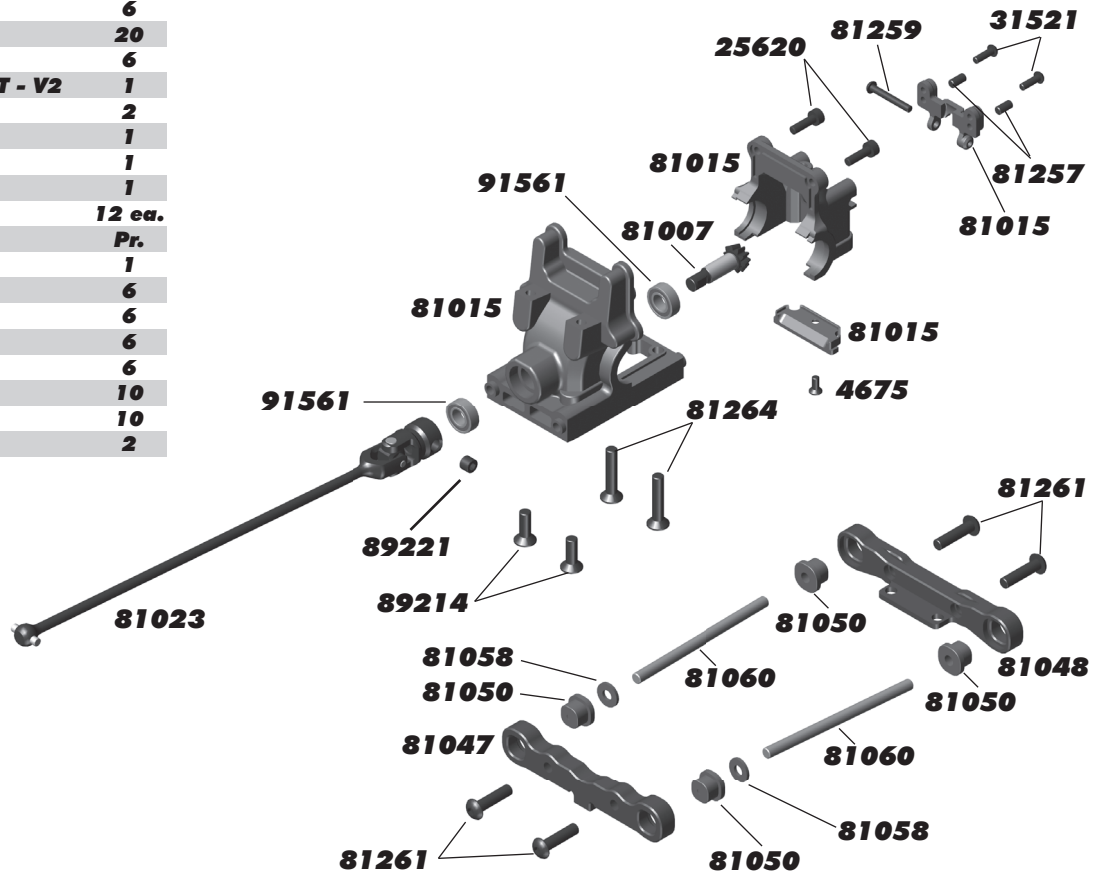
:: Front Gearbox

4675	2.5 x 6mm FHCS	6
25620	3 x 10mm SHCS	20
31521	2.5 x 8mm BHCS	6
81007	RC8B3 Diff Pinion Gear, 10T - V2	1
81015	RC8B3 Gearbox	2
81020	RC8B3 Center Universal, 76mm	1
81045	RC8B3 Arm Mount, A	1
81046	RC8B3 Arm Mount, B	1
81050	RC8B3 Arm Mount Insert	12 ea.
81060	RC8B3 Hinge Pin Set	1
81113	RC8B3 Front Bumper	1
81257	3 x 6mm Set Screw	6
81259	2.5 x 18mm BHCS	6
81260	4 x 14mm BHCS	6
81264	4 x 20mm FHCS	6
81316	RC8T3 Front Arm and Shims	Pr.
89214	4 x 12mm FHCS	10
89221	5 x 4mm Set Screw	10
91561	FT Bearing, 6 x 12 x 4mm	2



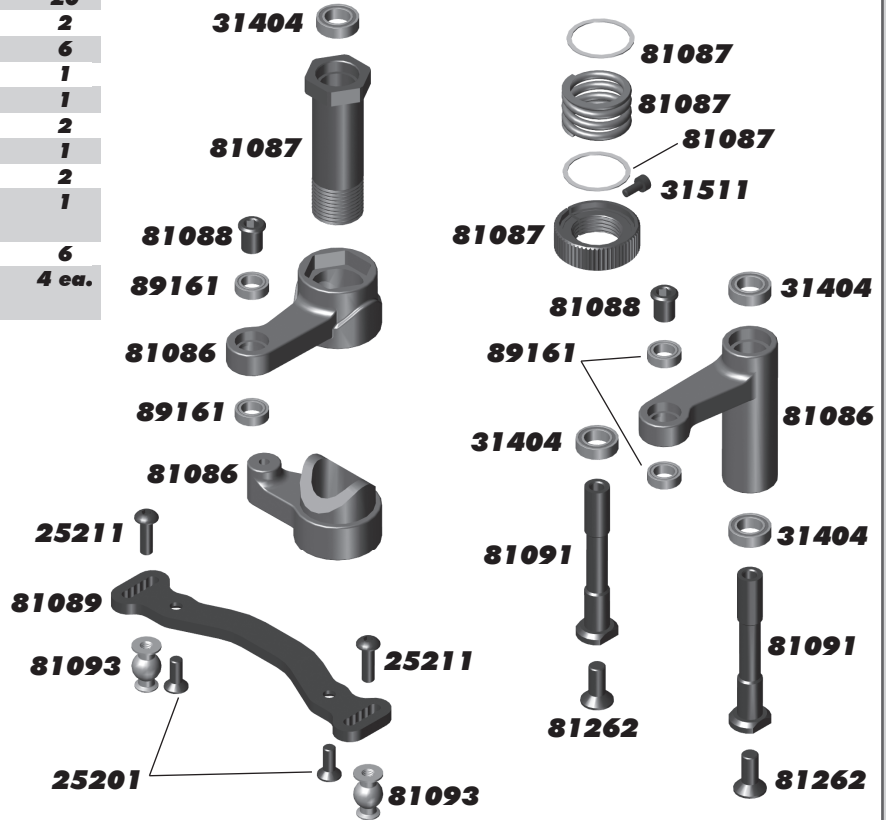
:: Rear Gearbox

4675	2.5 x 6mm FHCS	6
25620	3 x 10mm SHCS	20
31521	2.5 x 8mm BHCS	6
81007	RC8B3 Diff Pinion Gear, 10T - V2	1
81015	RC8B3 Gearbox	2
81023	Center Universal, 165mm	1
81047	RC8B3 Arm Mount, C	1
81048	RC8B3 Arm Mount, D	1
81050	RC8B3 Arm Mount Insert	12 ea.
81058	RC8B3 Rear Arm	Pr.
81060	RC8B3 Hinge Pin Set	1
81257	3 x 6mm Set Screw	6
81259	2.5 x 18mm BHCS	6
81261	4 x 16mm BHCS	6
81264	4 x 20mm FHCS	6
89214	4 x 12mm FHCS	10
89221	5 x 4mm Set Screw	10
91561	FT Bearing, 6 x 12 x 4mm	2



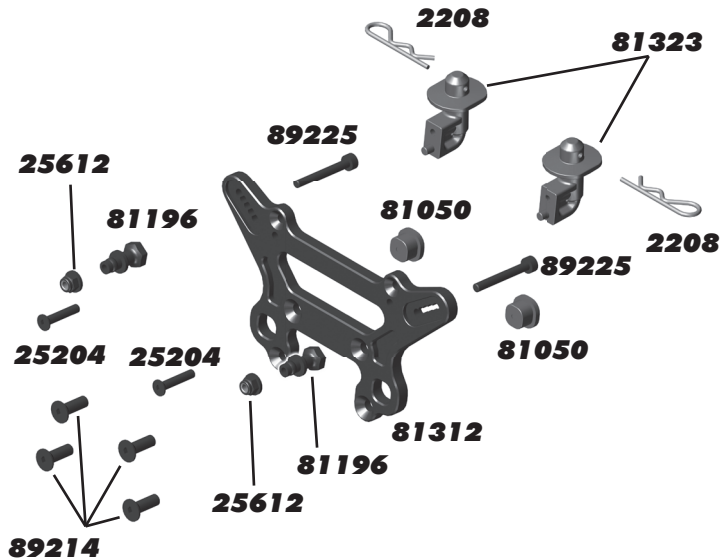
:: Steering

25201	3 x 8mm FHCS	20
25211	3 x 10mm BHCS	20
31404	Bearing, 6 x 10 x 3mm	2
31511	2 x 5mm SHCS	6
81086	RC8B3 Steering Bellcrank	1
81087	RC8B3 Servo Saver Tube	1
81088	RC8B3 Steering Bellcrank Nut	2
81089	RC8B3 Steering Rack	1
81091	RC8B3 Steering Post	2
81093	RC8B3 Rod End, 4mm (4 ball joints, 2 rod ends, 2 offset rod ends)	1
81262	4 x 10mm FHCS	6
89161	FT Steering Bearing Set, 5 x 8 x 2.5mm & 6 x 10 x 3mm	4 ea.



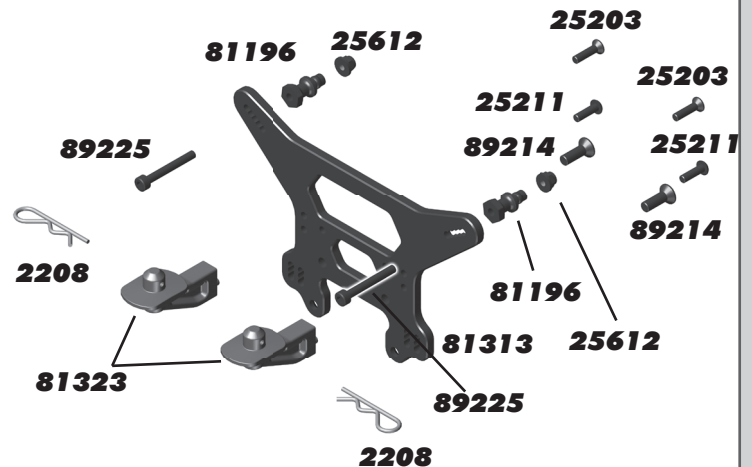
:: Front Shock Tower

2208	Large Hood Pins	6
25204	3 x 16mm FHCS	20
25612	M3 Locknut with Flange, Black	20
81050	RC8B3 Arm Mount Inserts	12 ea.
81196	RC8B3 Shock Bushing	4
81312	RC8T3 Shock Tower, Front	1
81323	RC8T3 Body Posts, Set	1
89214	4 x 12mm FHCS	10
89225	3 x 24mm SHCS	10



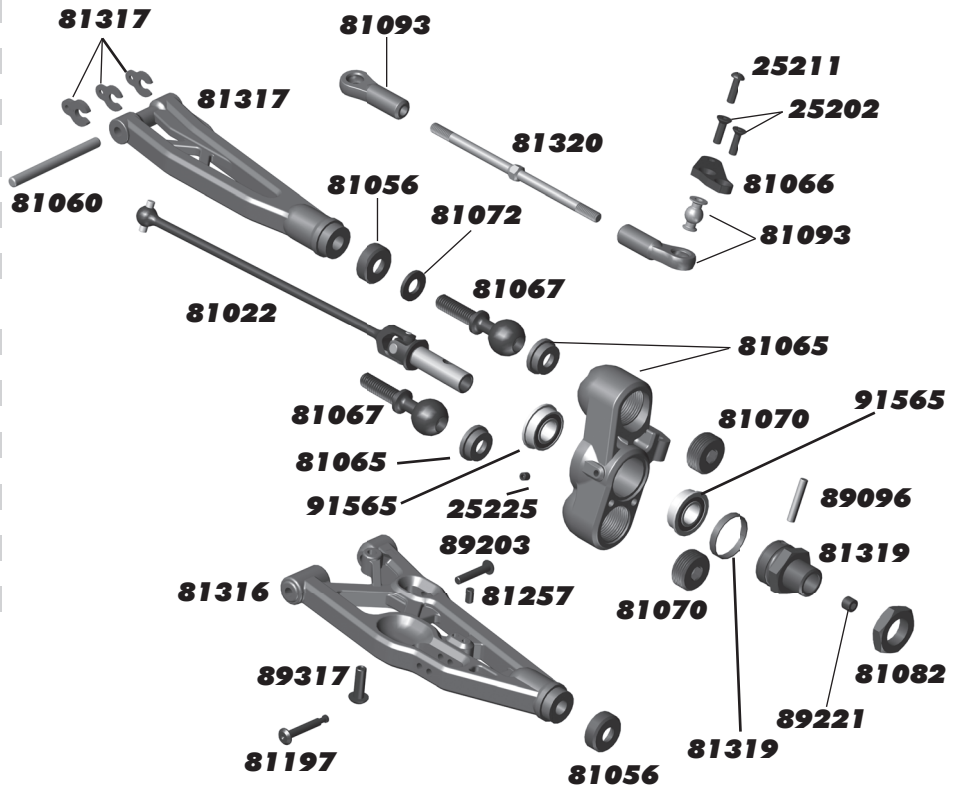
:: Rear Shock Tower

2208	Large Hood Pins	6
25203	3 x 12mm FHCS	20
25211	3 x 10mm BHCS	20
25612	M3 Locknut with Flange, Black	20
81196	RC8B3 Shock Bushing	4
81313	RC8T3 Shock Tower, Rear	1
81323	RC8T3 Body Posts, Set	1
89214	4 x 12mm FHCS	10
89225	3 x 24mm SHCS	10



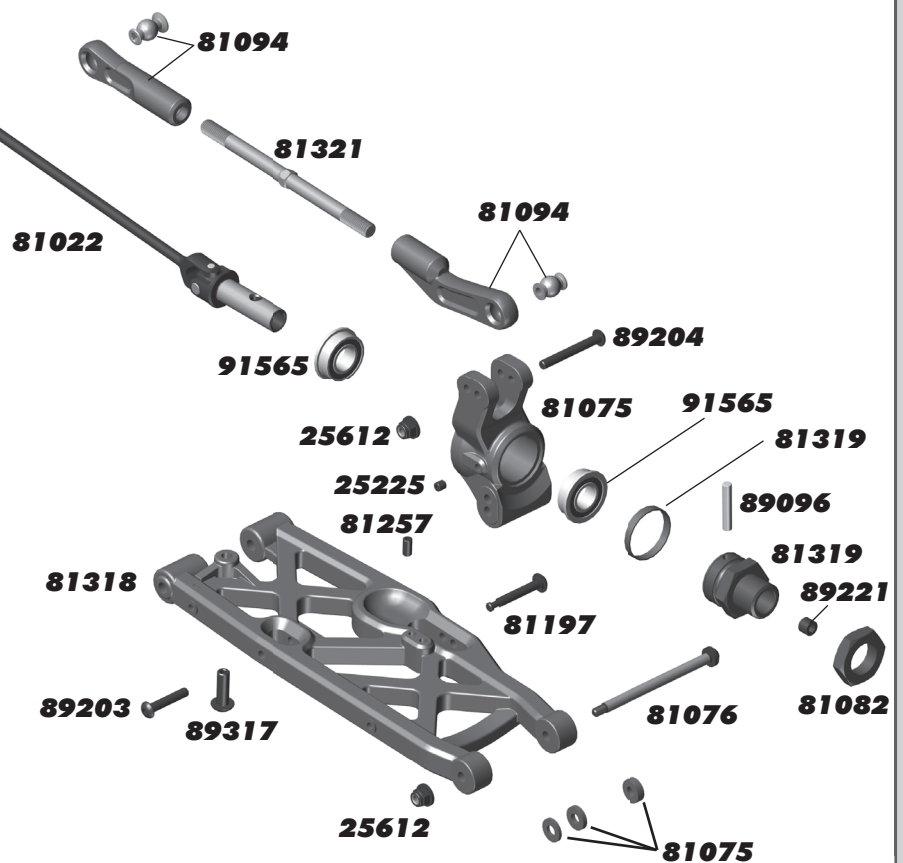
:: Front Suspension

25202	3 x 10mm FHCS	20
25211	3 x 10mm BHCS	20
25225	3 x 3mm Set Screw	20
81022	RC8T3 Universal, 131mm	2
81056	RC8B3 Suspension Arm Endcap	4
81060	RC8B3 Hinge Pin Set	1
81065	RC8B3 Steering Block	Pr.
81066	RC8B3 Steering Block Arm	2
81067	RC8B3 Pillow Ball	2
81070	RC8B3 Pillow Ball Nut	4
81072	RC8B3 Pillow Ball Shim	6
81082	RC8B3 Wheel Nuts, 17mm Blue	2
81093	RC8B3 Rod End, 4mm (4 ball joints, 2 rod ends, 2 offset rod ends)	1
81197	RC8B3 Shock Pin	4
81257	3 x 6mm Set Screw	6
81316	RC8T3 Front Arm and Shims	Pr.
81317	RC8T3 Front Upper Arms and Clips	Pr.
81319	17mm Hex Drives, 11.5mm Offset	2
81320	4 x 85mm Turnbuckle	2
89096	Wheel Hex Pin	4
89203	3 x 16mm BHCS	10
89221	5 x 4mm Set Screw	10
89317	Droop Screw	8
91565	FT Flanged Bearing, 8 x 16 x 5	4



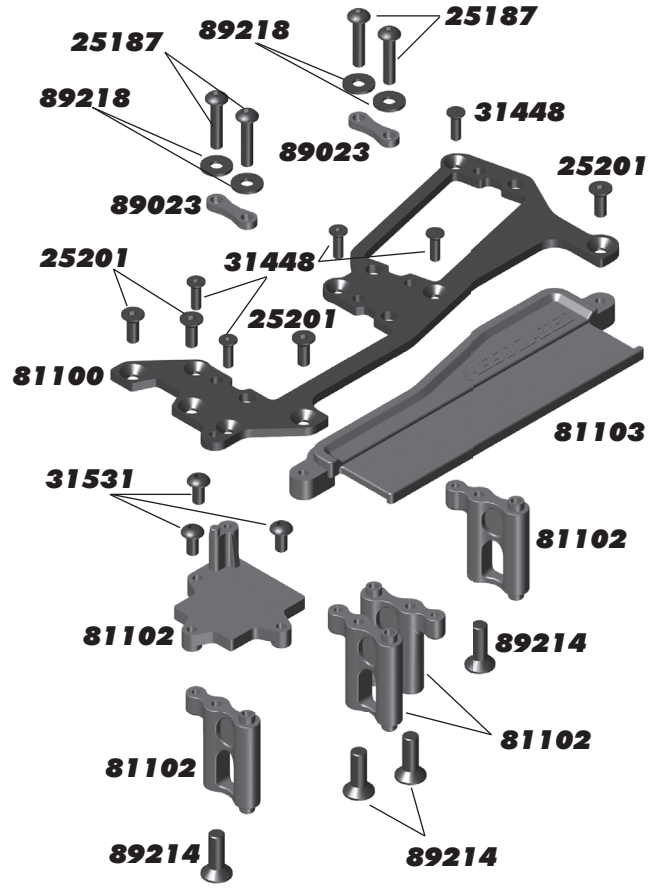
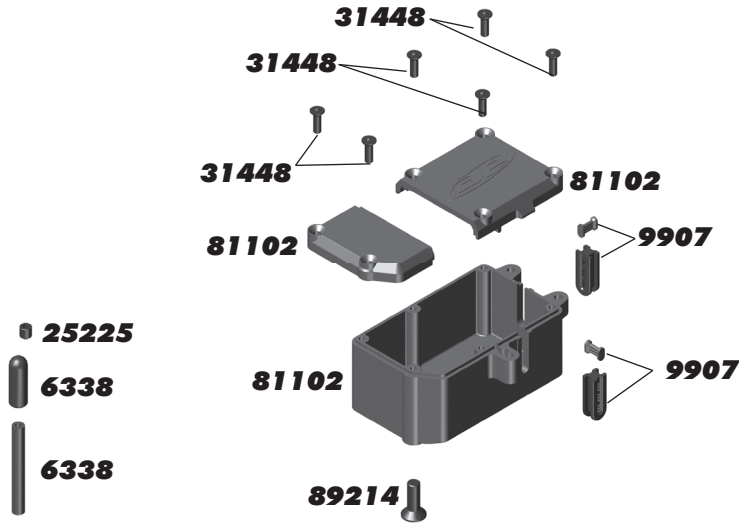
:: Rear Suspension

25225	3 x 3mm Set Screw	20
25612	M3 Locknut with Flange, Black	20
31531	3 x 6mm BHCS	6
81022	RC8T3 Universal, 131mm	2
81059	RC8B3 Rear Arm Mud Guard	Pr.
81075	RC8B3 Rear Hub	Pr.
81076	RC8B3 Hub Hinge Pin	2
81082	RC8B3 Wheel Nuts, 17mm Blue	2
81094	RC8B3 Rod End, 5mm (4 ball joints, 2 rod ends, 2 offset rod ends)	1
81197	RC8B3 Shock Pin	4
81257	3 x 6mm Set Screw	6
81318	RC8T3 Rear Arms	Pr.
81319	17mm Hex Drives, 11.5mm Offset	2
81321	5mm Turnbuckle, 5 x 80mm	2
89096	Wheel Hex Pin	4
89203	3 x 16mm BHCS	10
89204	3 x 24mm BHCS	10
89221	5 x 4mm Set Screw	10
89317	Droop Screw	8
91565	FT Flanged Bearing, 8 x 16 x 5	4



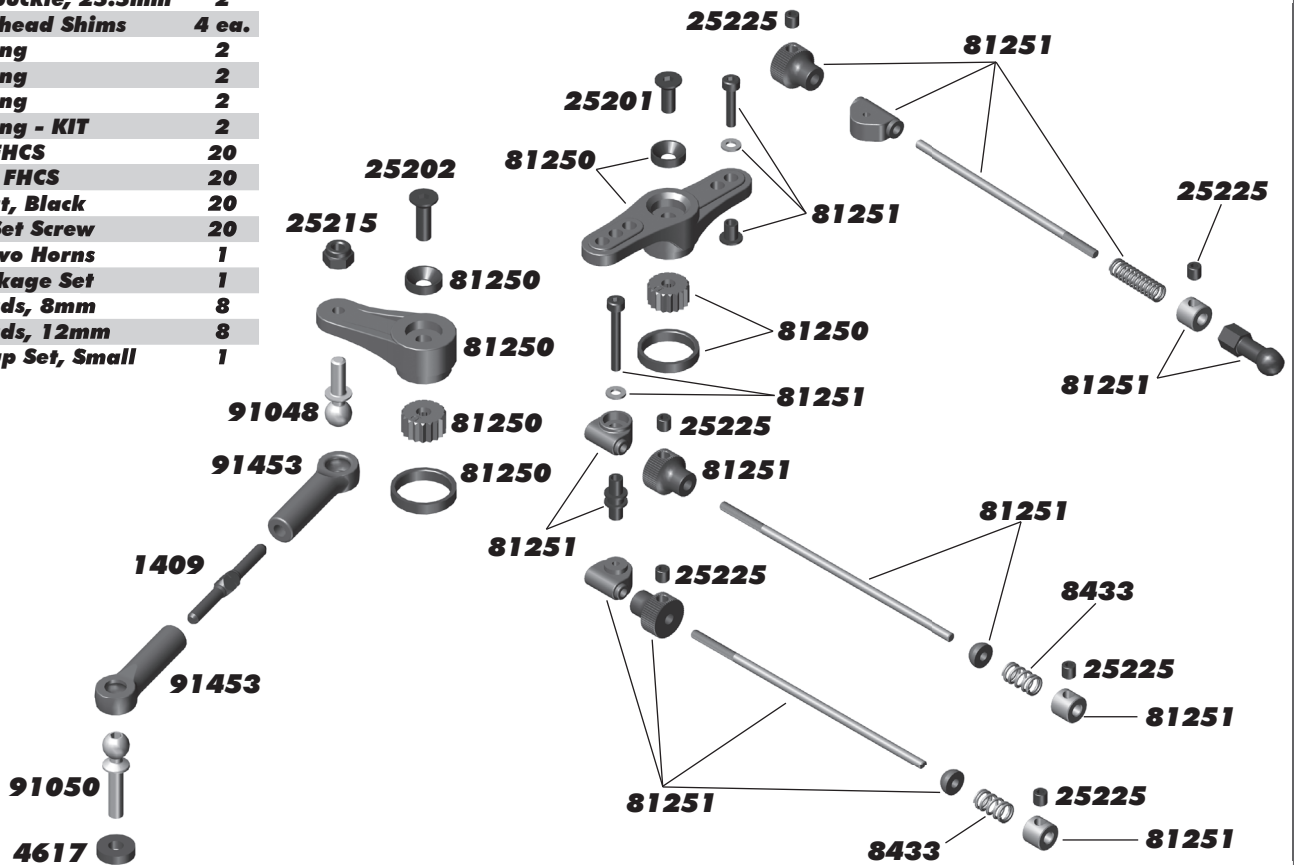
:: Radio Tray

6338	Antenna Tube with Cap, Black	1
9907	Receiver Box Grommets	2 ea.
25187	3 x 14mm BHCS	20
25201	3 x 8mm FHCS	20
25225	3 x 3mm Set Screw	20
31448	2.5 x 8mm FHCS	6
31531	3 x 6mm BHCS	6
81100	RC8B3 Radio Tray	1
81102	RC8B3 Receiver Box	1
81103	RC8B3 Receiver Battery Tray	1
89023	Servo Mount Spacers	1
89214	4 x 12mm FHCS	10
89218	3 x 8mm Washer	10



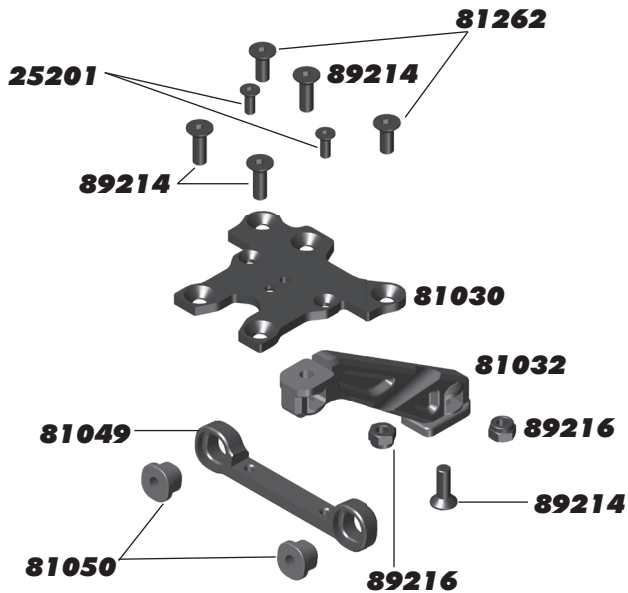
:: Linkage

1409	FT Ti Turnbuckle, 25.5mm	2
4617	Front Bulkhead Shims	4 ea.
8427	.018" Spring	2
8429	.020" Spring	2
8431	.022" Spring	2
8433	.024" Spring - KIT	2
25201	3 x 8mm FHCS	20
25202	3 x 10mm FHCS	20
25215	M3 Locknut, Black	20
25225	3 x 3mm Set Screw	20
81250	RC8B3 Servo Horns	1
81251	RC8B3 Linkage Set	1
91048	HD Ballstuds, 8mm	8
91050	HD Ballstuds, 12mm	8
91453	HD Ball Cup Set, Small	1



:: Front Chassis Brace

25201	3 x 8mm FHCS	20
81030	RC8B3 Top Plate	1
81032	RC8B3 Chassis Brace	Pr.
81049	RC8B3 Upper Link Mount	1
81050	RC8B3 Arm Mount Insert	12 ea.
81262	4 x 10mm FHCS	6
89214	4 x 12mm FHCS	10
89216	M4 Locknut	10



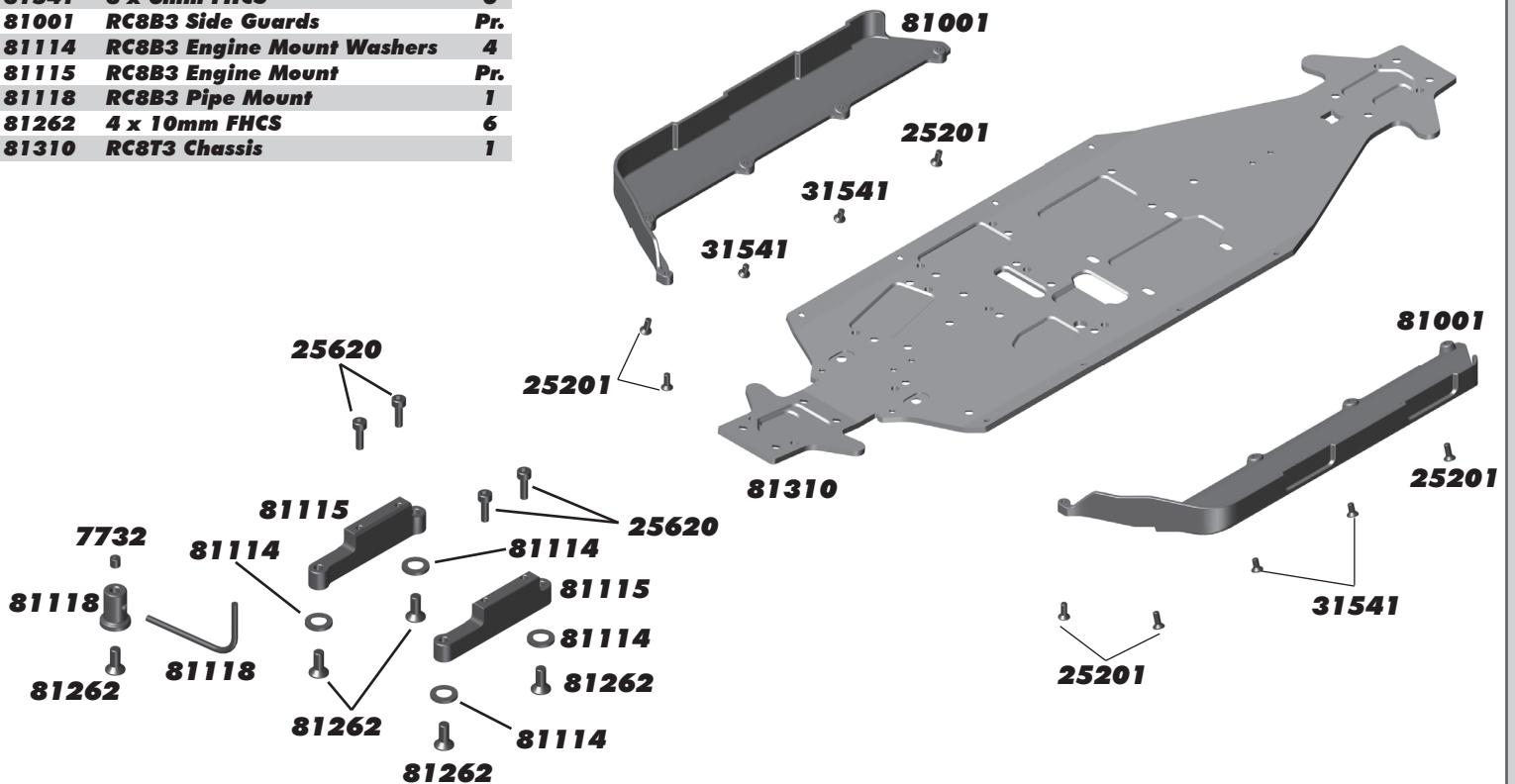
:: Rear Chassis Brace

25188	3 x 20mm BHCS	20
25215	M3 Locknut, Black	20
81032	RC8B3 Chassis Brace	Pr.
89214	4 x 12mm FHCS	10
89216	M4 Locknut	10



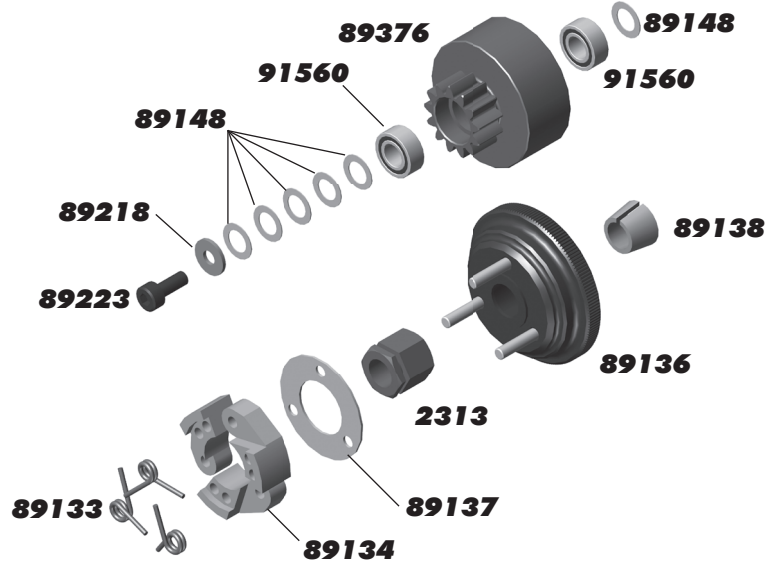
:: Chassis

7732	4 x 4mm Set Screw	6
25201	3 x 8mm FHCS	20
25620	3 x 10mm SHCS	20
31541	3 x 6mm FHCS	6
81001	RC8B3 Side Guards	Pr.
81114	RC8B3 Engine Mount Washers	4
81115	RC8B3 Engine Mount	Pr.
81118	RC8B3 Pipe Mount	1
81262	4 x 10mm FHCS	6
81310	RC8T3 Chassis	1



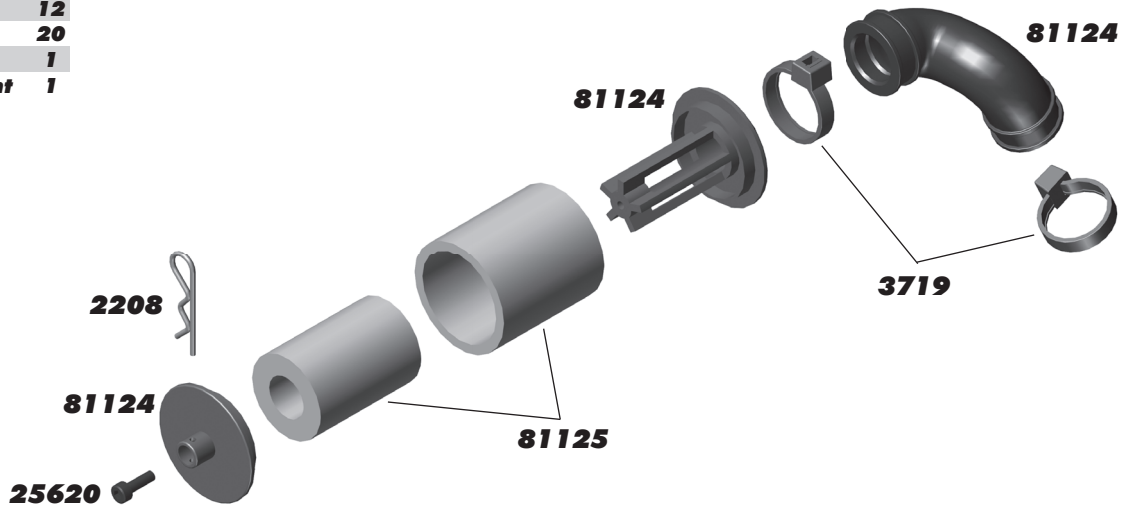
:: Clutch

2313	SG Crank Clutch Nut	1
89133	Clutch Spring, 1.0	3
89134	Clutch Shoe with Shim	3
89136	FT Flywheel (hard anodized)	1
89137	Clutch Shoe Shim	4
89138	Flywheel Collet	1
89148	Clutch Bell Shim Set	1
89218	3 x 8mm Washer	10
89223	3 x 8mm SHCS	10
89376	Clutch Bell, 13T - KIT	1
91560	FT Bearing, 5 x 10 x 4mm	2



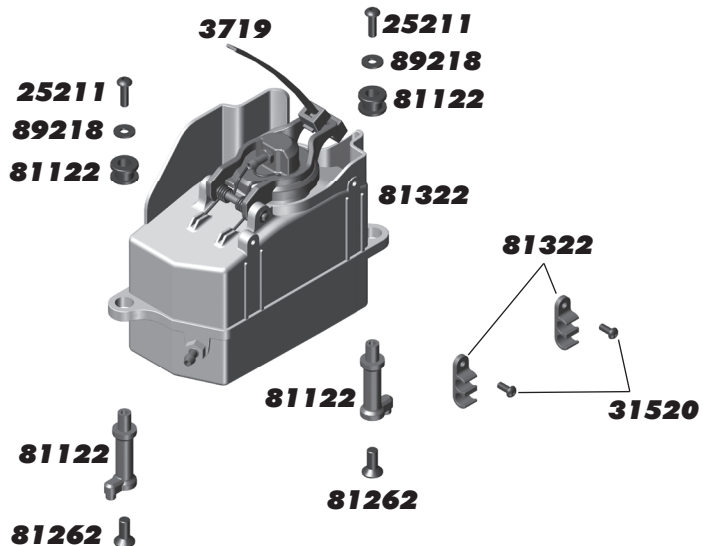
:: Air Filter

2208	Large Hood Pins	6
3719	Nylon Wire Tie, 6"	12
25620	3 x 10mm SHCS	20
81124	RC8B3 Air Filter & Boot	1
81125	RC8B3 Air Filter Element	1



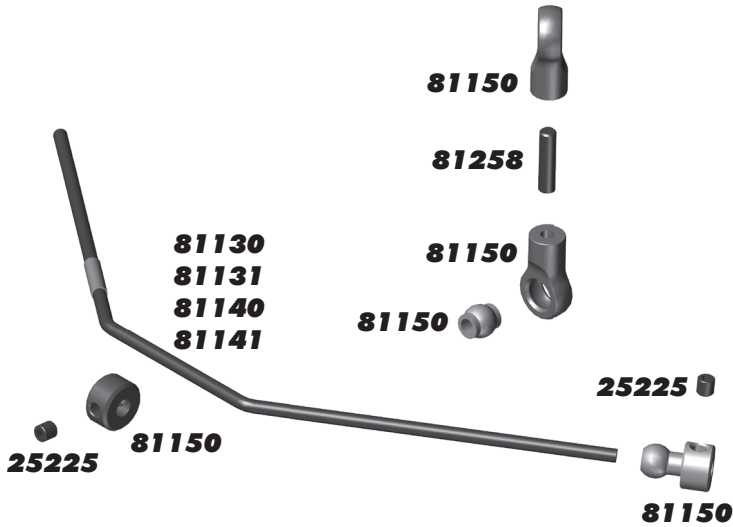
:: Fuel Tank

3719	Nylon Wire Tie, 6"	1
25211	3 x 10mm BHCS	20
31520	2.5 x 6mm BHCS	6
81122	RC8B3 Tank Post / Grommet	2 ea.
81262	4 x 10mm FHCS	6
81322	RC8T3 Fuel Tank	1
89218	3 x 8mm Washer	10



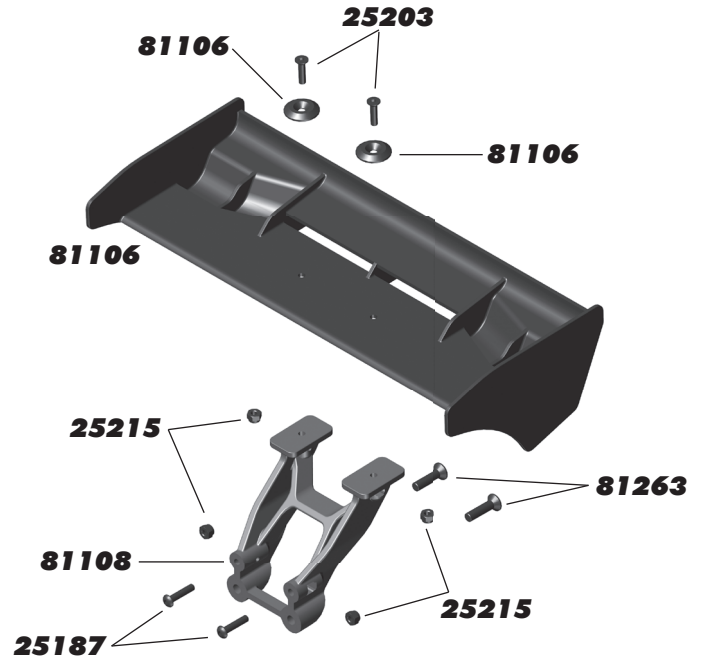
:: Anti-Roll Bars

25225	3 x 3mm Set Screw	20
81130	RC8B3 Front Anti-Roll Bars, (2.3 - Black, 2.4 - Green, 2.5 - White)	1 ea.
81131	RC8B3 Front Anti-Roll Bars, (2.6 - Gray, 2.7 - Blue, 2.8 - Yellow)	1 ea.
81140	RC8B3 Rear Anti-Roll Bars, (2.5 - White, 2.6 - Gray, 2.7 - Blue)	1 ea.
81141	RC8B3 Rear Anti-Roll Bars, (2.8 - Yellow, 2.9 - Red, 3.0 - Orange)	1 ea.
81150	RC8B3 Anti-Roll Bar Drop Link / Collet	1
81258	3 x 12mm Set Screw	6



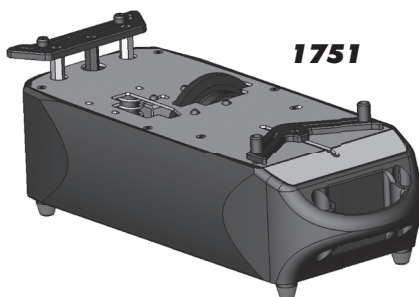
:: Wing

25187	3 x 14mm BHCS	20
25203	3 x 12mm FHCS	20
25215	M3 Locknut, Black	20
81106	RC8B3 Wing, Black (1 wing, 2 wing buttons)	1
81108	RC8B3 Wing Mount, 1 low	1
81109	RC8B3 Wing Mount, high	1
81263	4 x 16mm FHCS	6



:: Fueling Supplies

1738	FT Glow Starter	2
1747	Nitro Fuel Bottle Pro, 500cc	1
1751	FT Compact Starter Box	1
7724	Fuel Line 15"	1
7725	Fuel Line 3'	1
7994	D-Size Glow Ignitor	1



:: Lubes & Adhesives / Bodies & Decals

1105	FT Green Slime Shock Lube	1
1596	FT Locking Adhesive	1
1597	FT Tire Adhesive, Medium	1
5450	Silicone Diff Fluid 1,000CST	1
5451	Silicone Diff Fluid 2,000CST	1
5452	Silicone Diff Fluid 3,000CST	1
5444	Silicone Diff Fluid 4,000CST	1
5453	Silicone Diff Fluid 5,000CST	1
5446	Silicone Diff Fluid 6,000CST	1
5447	Silicone Diff Fluid 15,000CST	1
5454	Silicone Diff Fluid 7,000CST	1
5455	Silicone Diff Fluid 10,000CST	1
5456	Silicone Diff Fluid 20,000CST	1
5457	Silicone Diff Fluid 30,000CST	1
5458	Silicone Diff Fluid 60,000CST	1
5448	Silicone Diff Fluid 80,000CST	1
5459	Silicone Diff Fluid 100,000CST	1
5461	Silicone Diff Fluid 200,000CST	1
5463	Silicone Diff Fluid 500,000CST	1
5465	Silicone Diff Fluid 1,000,000CST	1
6588	Black Grease - 4cc	1
6591	S.Diff Lube - 4cc	1
6636	Silicone Grease - 4cc	1
6727	Servo Tape	2
7710	FT Foam Prefilter Treatment, 1 oz.	1



726	Reedy 2016 Sticker Sheet	1
3816	American Bumper Sticker	1
3820	AE Logo Decal Sheet	1
3834	AE Blue Embossed Logo Sticker	2
9787	FT Chassis Protective Sheet	1
81324	RC8T3 Pro Line Body	1
81325	RC8T3/T3e Decal Sheet	1

:: Factory Team and Option Parts

2357	Rear Exhaust Manifold Springs	2
7733	Exhaust Tubing Coupler	1
25094	Exhaust Manifold Springs	2
25392	3mm Blue Locknut, Flanged	10
29213	Servo Wire Extension, 3"	1
31550	M3 Aluminum Lock Nut	6
81176	RC8T3 Front Shock Shafts, Chrome (33.5mm)	2
81177	RC8T3 Rear Shock Shafts, Chrome (42.5mm)	2
89094	Nyloc Wheel Hex Nuts, Blue	2
89123	RC8 Heatsink Brake Disc	2
89127	Clutch Bell, 17T	1
89132	Clutch Bell, 16T	1
89136	RC8 Flywheel, Hard	1
89146	RC8/T Clutch Shoes, Hard	3
89147	Header Gasket	4
89157	0.9mm Clutch Spring	3
89158	1.1mm Clutch Spring	3
89159	Short Clutch Nut	1
89161	Steering Bearing Set	1
89181	Muffler to Header Spring	3
89229	Blue Countersunk Washer	10
89265	Fiber Clutch Shoe	3
89273	RTR Tuned Pipe	1
89274	RTR Header	1
89375	Clutch Bell, 14T	1
89405	Nyloc Wheel Nuts (Silver)	4
89406	Nyloc Wheel Nuts (Black)	4

:: Reedy Nitro Engine Accessories

802	121VS .21 RTR Nitro Engine w/pull starter	1
25309	Circlip .21/4.60/121VS	1
25318	Needle Valve .21/4.60/121VS	1
25325	Crankcase BB F .21/121VS	1
25326	Crankcase BB R .21/121VS	1
25327	Screw Set .21/121VS	1
25331	PS Handle .21/4.60/121VS	1
25339	PS Cord .21/4.60/121VS	1
25357	Con Rod 4.60/121VS	1
25363	Carb Ret Bolt 4.60/121VS	1
25388	Return Spring .28/121VS	1
25389	Complete Carb .28/4.60/121VS	1
25394	O-Ring Set .28/4.60/121VS	1
25452	Silde Valve 8.0/121VS	1
25458	Idle Screw 4.60/121VS	1
28011	121 Exhaust Gasket	1
28023	121 Dustcap Set	1
28041	Pro RT4 Turbo Glow Plug	1
28050	Reedy Glow Plug Caddy	1
28052	121VS Crankshaft	1
28053	121VS Crankcase	1
28054	121VS Wrist Pin Assembly	1
28055	121VS Piston & Cylinder	1
28056	121VS Cylinder Head	1
28057	121VS Gasket Set	1
28058	121VS Starting Cover Set	1
29050	One-Way PS .12/.15/121VS	1
89138	Flywheel Collet	1

:: Reedy Electronics

616	423-S AC 35W Compact Balance Charger	1
27100	RS1206 Digital HV Hi-Speed Competition Servo	1
27101	RT1508 Digital HV Hi-Torque Competition Servo	1
27102	RS1206 Servo Case Set w/screws	1
27103	RS1206 Servo Gear Set	1
27104	RT1508 Servo Case Set w/screws	1
27105	RT1508 Servo Gear Set	1
27106	RS1806A Digital HV Hi-Speed Alum. Comp. Servo	1
27107	RT2207A Digital HV Hi-Speed Alum. Comp. Servo	1
27120	RS1806A Servo Gear Set	1
27121	RT2207A Servo Gear Set	1
27122	Reedy Aluminum Servo Horn (Spline - 25)	1
27123	Reedy Aluminum Clamping Servo Horn (Spline - 25)	1
27200	1216-C2 Dual AC/DC Competition Battery Charger	1
27201	324-S AC LiPo/LiFe Compact Balance Charger	1
27220	7-in-1 Universal Charge Lead	1
27222	XH 2-6S Balance Board	1

:: XP Electronics

304	LiPo Pro RX Battery 1600mAh 7.4V Flat	1
305	LiFe Pro RX Battery 1300mAh 6.6V Flat	1
29133	XP DS1903 Digital Servo	1
29134	XP DS1903MG Digital Servo	1
29116	4-AA Battery Harness	1
29166	XP DS1313 Digital Servo	1
29167	XP DS1015 Digital Servo	1
29168	XP DS1510 Digital Servo	1
29209	Gear Set, DS1313	1
29210	Gear Set, DS1015	1
29211	Servo Case, DS1313/DS1015	1
29212	Accessory Pack, DS1313/DS1015	1
29214	TRS403-SSi 2.4GHz 4Ch Receiver	1
29215	XP2G 2.4GHz Radio System	1
29216	XP3G 2.4GHz Radio System	1
29253	XP DS1510 Metal Gear Set	1
29254	XPSSi Receiver Antenna	1

:: Reedy Batteries

302	AA Alkaline 1.5V (4)	1
304	LiPo Pro TX/RX Battery 1600mAh 7.4V Flat	1
305	LiFe Pro TX/RX Battery 1300mAh 6.6V Flat	1
315	LiPo Pro TX/RX Battery 2100mAh 7.4V Flat	1
324	LiPo 20C 2100mAh 14.8V Starter Box	1
612	NiMH RX Battery 1600mAh 6.0V Hump	1
613	NiMH RX Battery 1600mAh 6.0V Flat	1
631	LiPo RX Battery 2100mAh 7.4V	1
636	6.0V 5A Voltage Regulator	1
637	LiPo TX Battery - M11X 2500mAh 7.4V	1
638	LiFe RX Battery 1700mAh 6.6V	1
639	LiPo RX Battery 1200mAh 7.4V	1
640	LiPo RX Battery 2300mAh 7.4V	1

:: Kicker

29269	KICKER KPw Wireless Speaker System, black	1
29270	KICKER KPw Wireless Speaker System, white	1

:: Qualifier Series Vehicles

7063	Pro SC 4x4 RTR, 1/10 Scale (ready-to-run)	1
7070	Pro Rally 4wd RTR, 1/10 Scale (ready-to-run)	1
20111	Rival Mini Monster Truck 1/18 Scale (ready-to-run)	1
20119	APEX Mini Touring 1/18 Scale (ready-to-run)	1
20510	RIVAL Electric Monster Truck RTR, 1/8 Scale (ready-to-run)	1
30112	APEX Touring V-Type, 1/10 Scale (ready-to-run)	1
30113	APEX Scion Racing FR-S 1/10 Scale (ready-to-run)	1
30113D	APEX Scion Racing FR-S Drift 1/10 Scale (ready-to-run)	1
30114	APEX Scion Racing tC 1/10 Scale (ready-to-run)	1
30115	APEX Lexus RC F, 1/10 Scale (ready-to-run)	1

:: 1/18 Kits and RTR's

20103	RC18B2 - RC18T2 Team Kit	1
20121	SC18 RTR Brushless (ready-to-run)	1

:: 1/12, 1/10 Kits and RTR's

4020	FT 12R5.2 Kit	1
7028	SC10 Pro Comp Race Truck RTR (ready-to-run)	1
7030	SC10 KMC Wheels Race Truck RTR (ready-to-run)	1
7038	FT SC10.2 Kit	1
7039	RC10T4.2 RS RTR 2.4GHz Brushless (ready-to-run)	1
7046	SC10 RS RTR, Lucas Oil (ready-to-run)	1
7049	SC10 RS RTR, Rockstar/Makita (ready-to-run)	1
9042	RC10B4.2 RS RTR 2.4GHz Brushless (ready-to-run)	1
9050	SC10B RS RTR (ready-to-run)	1
9063	FT B44.3 4WD Buggy Kit	1
30101	TC4 Club Racer 4WD Touring Car Race Roller	1
30109	FT TC6.2 Kit	1
70001	RC10T5M Team Kit	1
90000	RC10B5M Factory Lite	1
90001	RC10B5 Team Kit	1
90002	RC10B5M Champions Edition Kit	1

:: 1/8 Kits and RTR's

20502	MGT 8.0 Nitro RTR (ready-to-run)	1
20504	Limited Edition MGT 8.0 Nitro RTR, w/flag body (ready-to-run)	1
80908	RC8.2e Electric Buggy RTR (ready-to-run)	1
80909	RC8.2RS Nitro Buggy RTR (ready-to-run)	1
80912	RC8T Championship Edition	1
80914	RC8B3 Team Kit - Nitro	1
80916	RC8B3e Team Kit - Electric	1
80917	RC8T3 Team Kit - Nitro	1

:: Tools

1111	FT Turnbuckle Wrench	1
1112	FT 4mm Turnbuckle Wrench	1
1449	Offroad Ride Height Gauge	1
1500	FT 1.5mm Hex Driver	1
1501	FT 2.0mm Hex Driver	1
1502	FT 2.0mm Ball Hex Driver	1
1503	FT 2.5mm Hex Driver	1
1504	FT 2.5mm Ball Hex Driver	1
1505	FT 3.0mm Hex Driver	1
1506	FT 5.0mm Hex Driver	1
1507	FT 5.5mm Nut Driver	1
1508	FT 7.0mm Nut Driver	1
1510	FT 1.5mm Replacement Tip	1
1511	FT 2.0mm Replacement Tip	1
1512	FT 2.0mm Ball Replacement Tip	1
1513	FT 2.5mm Replacement Tip	1
1514	FT 2.5mm Ball Replacement Tip	1
1515	FT 3.0mm Replacement Tip	1
1518	FT Hex Driver Tool Set (1.5mm, 2.0mm, 2.5mm)	1
1519	FT Hex/Nut Driver Tool Set (1.5mm Hex, 2.0mm Hex, 2.5mm Hex, 5.5mm Nut, 7.0mm Nut)	1
1541	FT Hex Driver Set, (7 pcs)	1
1545	FT 5/64" Blue Hex Driver	1
1546	FT 3/32" Gold Hex Driver	1
1554	FT Silver Spring Hook Tool	1
1564	FT 5.5mm Red Nut Driver	1
1567	FT 8mm Gold Nut Driver	1
1568	FT 5.5mm Short Nut Driver	1
1569	FT 7mm Nut Driver, T-Handle	1
1570	FT 7.0mm Short Nut Driver	1
1590	FT 3/32" Gold Ball Hex Driver	1
1592	FT Ball Hex Driver Set, (3 pcs)	1
1655	FT 8-Piece 1/4" Hex Drive Set	1
1656	FT 1/4" Hex Drive Handle, without tips	1
1657	FT 1/4" Hex Drive .050" Tip	1
1658	FT 1/4" Hex Drive 1/16" Tip	1
1659	FT 1/4" Hex Drive 5/64" - 2.0mm Tip	1
1660	FT 1/4" Hex Drive 3/32" Tip	1
1661	FT 1/4" Hex Drive 1.5mm Tip	1
1662	FT 1/4" Hex Drive 2.5mm Tip	1
1663	FT 1/4" Hex Drive 3/16" Nut Driver Tip	1
1664	FT 1/4" Hex Drive 1/4" Nut Driver Tip	1
1665	FT 1/4" Hex Drive 11/32" Nut Driver Tip	1
1666	FT 1/4" Hex Drive 5.5mm Nut Driver Tip	1
1667	FT 1/4" Hex Drive 7.0mm Nut Driver Tip	1
1668	FT 1/4" Hex Drive 8.0mm Nut Driver Tip	1
1669	FT 1/4" Hex Drive 5/64" - 2.0mm Ball End Tip	1
1670	FT 1/4" Hex Drive 3/32" Ball End Tip	1
1671	FT 1/4" Hex Drive Standard Screwdriver Tip	1
1672	FT 1/4" Hex Drive Phillips Screwdriver Tip	1
1673	FT 1/4" Hex Drive 2.5mm Ball End Tip	1
1674	FT 1/4" 5 Piece Power Tool Tips Set (5/64-2.0mm, 1.5mm, 2.5mm, 5/64"- 2.0mm ball, 2.5mm ball)	1
1675	FT Shock Shaft Pliers	1
1719	FT Camber + Track Width Tool	1
1737	FT Body Scissors	1
3718	12 Inch Nylon Wire Ties	12
3719	6 Inch Nylon Wire Ties	12
3720	8 Inch Nylon Wire Ties	12
3987	FT Droop Gauge	1
7709	4 Inch Nylon Wire Ties	12
89240	FT RC8 Turnbuckle Wrench	1
89358	16mm Big Bore Shock Tools	1
91107	13mm Shock Tools	1

Associated Electrics, Inc.
26021 Commerce Drive
Lake Forest, CA 92630-8853 USA
<http://www.TeamAssociated.com>
<http://www.RC10.com>
<http://twitter.com/TeamAssociated>
<http://bit.ly/AEonFacebook>

call: (949) 544-7500
fax: (949) 544-7501

Check out the following web sites for all of our electric kits, current products, new releases, setup help, tips, and racing info!

www.TeamAssociated.com - www.RC10.com

:: RePlay Cameras

RP005	Replay XD PrimeX Camera System	1
RP021	Replay XD1080 Lens Bezel Kit	1
RP022	Replay XD1080 Clear Lens Cover	1
RP023	Replay XD1080 Lens Bezel & Rear Cap O-Ring	1
RP029	Replay XD1080 HDMI to Mini-HDMI	1
RP030	Replay XD1080 Mini 8-pin USB Charge Data Cable	1
RP032	USB DC Car Charger 1A Stubby	1
RP034	Micro SDHC USB Reader	1
RP036	3M VHB 4991 Mount Adhesive for SnapTray	1
RP042	Replay XD Suction Cup Short Arm Base	1
RP043	Replay XD Skateboard Mount	1
RP044	Replay XD VHB SnapTray, Convex	1
RP045	Replay XD VHB SnapTray, Flat	1
RP046	Au Plug for Universal DC Wall Charger	1
RP047	Eu Plug for Universal DC Wall Charger	1
RP048	Uk Plug for Universal DC Wall Charger	1
RP049	Universal USB DC Wall Charger 1A	1
RP050	Au Plug for Uni DC Wall Charger	1
RP054	Replay ReView Field Monitor	1
RP055	Replay PrimeX Lens 5 pack	1
RP056	Replay PrimeX HDMI Cable	1
RP057	Replay PrimeX Deep Dive Waterproof Case	1
RP058	Replay PrimeX Heim Lock Mount	1
RP059	Replay PrimeX Low Boy Mount	1
RP060	Replay PrimeX Tilt Mount	1

:: MyLaps Transponders

MLP10R078	MyLaps Hybrid (2-wire) Transponder	1
MLP10R120	MyLaps RC4 (3-wire) Transponder	1
MLP10R222	MyLaps Transponder Holder	1

:: Notes**:: Apparel**

SP13**	AE Lite Jacket - Black - (S, M, L, XL, 2XL)	1
SP14**	AE 2015 Worlds T-Shirt - Blue (S, M, L, XL-5XL)	1
SP15**	AE 2015 Worlds T-Shirt - Black (S, M, L, XL-5XL)	1
SP16**	AE 2015 Worlds Hoodie - Black (S, M, L, XL-3XL)	1
SP17**	AE INT'L T-Shirt - Black (S, M, L, XL-5XL)	1
SP18**	AE INT'L T-Shirt - White (S, M, L, XL-5XL)	1
SP19**	AE INT'L Hoodie - Black (S, M, L, XL-3XL)	1
SP20	AE Patch Trucker Hat	1
SP22**	Reedy Vintage '81 T-Shirt - Blue (S, M, L, 2XL)	1
SP23**	AE Splash T-shirt - Black (S, M, L, XL-5XL)	1
SP24**	AE Splash T-shirt - Blue (S, M, L, XL-5XL)	1
SP32**	AE Kids T-shirt - Blue (S, M, L)	1
SP38	Reedy Trucker Hat	1
SP71**	AE Winter Jacket - Black (S, M, L, XL, 2XL)	1
SP84**	Reedy 3D T-Shirt, Black (S, M, L, XL-3XL)	1
SP87**	AE 2013 Zip Hoodie (S, M, L, XL-3XL)	1
SP90**	AE Retro T-shirt, Blue (S, M, L, XL-5XL)	1
SP91**	AE Retro T-shirt, Black (S, M, L, XL-5XL)	1
SP92**	AE Retro T-shirt, White (S, M, L, XL-5XL)	1
SP93**	AE 2013 Worlds T-shirt - Blue (S, 3XL, 5XL)	1
SP96**	AE Womens Retro - Pink (S, M, L, XL)	1
SP110*	Reedy R-Powered T-Shirt - Black (S, M, L, XL-3XL)	1
SP111*	Reedy W15 Sweatshirt - Black (S, M, L, XL-3XL)	1
SP421S	AE 2012 Hat, Black, Flat Bill, S/M	1
SP421L	AE 2012 Hat, Black, Flat Bill, L/XL	1
SP422S	AE 2012 Hat, Black, Curved Bill, S/M	1
SP422L	AE 2012 Hat, Black, Curved Bill, L/XL	1
SP423S	AE 2012 Hat, White, Flat Bill, S/M	1
SP423L	AE 2012 Hat, White, Flat Bill, L/XL	1
SP424S	AE 2012 Hat, White, Curved Bill, S/M	1
SP424L	AE 2012 Hat, White, Curved Bill, L/XL	1
SP425	FT Fluid Carrier	1
715	Reedy 2009 Track Banner	1
110684	Team Associated Track Banner	1
110685	Team Associated Cloth Banner	1

**** Use part number plus the desired size when ordering!**



**Associated Electrics, Inc.
26021 Commercentre Dr.
Lake Forest, CA 92630 USA**

<http://www.TeamAssociated.com>

<https://www.RC10.com>

https://twitter/Team_Associated

<https://bit.ly/AEonFacebook>

call: (949) 544-7500 - fax: (949) 544-7501

**Check out the following web sites for all of our kits,
current products, new releases, setup help, tips, and racing info!
www.TeamAssociated.com - www.RC10.com**