

Front Suspension:

Ride Height: 39 mm

Camber: N/A

Toe: +2 (Tierod Gap = 62.2)

Anti-Roll Bar

Size: 2.3 mm (Black)

Gap: 2 mm

Ackerman

Notes: #81066 RC8B3
Steering Block Arms


Drive Shaft: CVAs: Universals:

Chassis Brace: Short: Long:

Hex: #81080 RC8B3 +2 mm

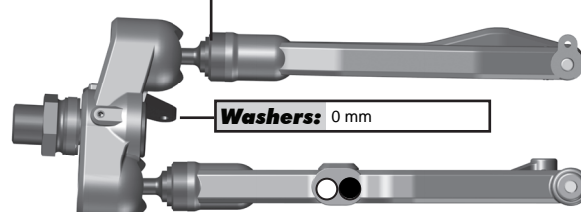
Notes: #81312 Aluminum Shock Tower;

Upper Ball Type: #81068 Aluminum



Caster Shim: 1.3 mm

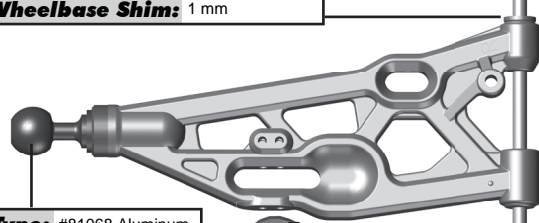
Upper Ball Shim: 1.4 mm



Washers: 0 mm

Lower Ball Shim: 2.8 mm

Wheelbase Shim: 1 mm



Lower Ball Type: #81068 Aluminum

Upper Arm

Mount:

Arm

Mount A:

Arm

Mount B:

Rear Suspension:

Ride Height: 41 mm

Camber: -2

Anti-Roll Bar

Size: 2.9 mm (Red)

Gap: 0 mm

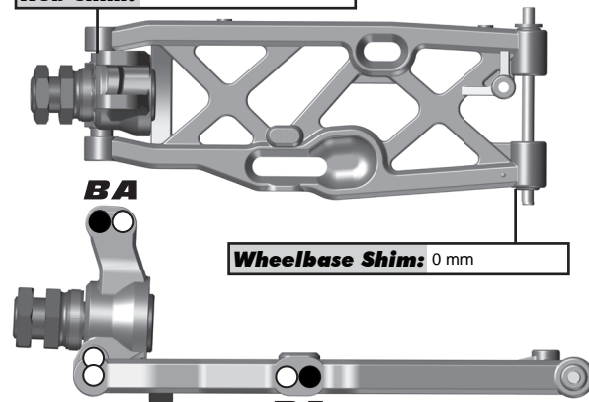
Drive Shaft: CVAs: Universals:

Chassis Brace: Short: Long:

Hex: #81319 RC8T3.1 11.5 mm

Notes: #81313 Aluminum Shock Tower; #81077 FT
Aluminum Rear Hubs (Center Axle Height); Rear sway bar
link moved back 3 mm;

Hub Shim: 3 mm R / 3 mm F



Wheelbase Shim: 0 mm

Arm

Mount C:

Arm

Mount D:

Electronics and Engine:

Radio: Sanwa M12S

Receiver Battery: Reedy 2400 mAh

Throttle Servo: Reedy RT2207A

Steering Servo: Reedy RS2207A

EPA: Throttle: 50 % Brake: 52 %

Brake Bias: 50F / 50F **D/R:** 100 %

Engine: Mx B2R **Temp:** N/A

Muffler: O.S. 2090 **Fuel:** Mx 30%

Restrictor: 8 mm **Glow Plug:** P3

Differential:

	Fluid	Gear Set	Planet O-Rings
Front:	10,000	HTC	0
Center:	15,000	HTC	0
Rear:	7,000	HTC	0

Clutch and Gearing:

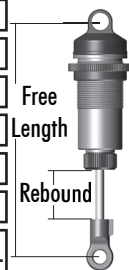
Spur Gear: 46 **Bell:** 13

Shoes: 4 x #81375 Aluminum

Springs: 4 x #81367 1.0 mm

Shocks:

	Front	Rear
Piston:	6 x 1.3 AE Flat Kit	6 x 1.3 AE Flat Kit
Fluid:	37.5 wt	37.5 wt
Cap:	Bladder	Bladder
Rebound:	None	None
Spring:	Mugen 7.5T/75mm	HB Orange
Free Length:	107 mm	127.5 mm
Notes:	#81407 Machined Shock Internals;	



Track Info:

Size: Small Medium Large Extra Large

Surface: Dirt Carpet AstroTurf Multi Surface

Traction: Low Medium High Very High

Moisture: Dry Damp Wet

Condition: Indoor Outdoor Dusty Hard Packed
Bumpy Grooved Smooth Loamy

Temperature: Ambient: 80F Track: 80F

Notes:

Tires:

Front Tires: JConcepts Ellipse

Front Compound: Gold

Front Insert: JConcepts Closed Cell

Rear Tires: JConcepts Ellipse

Rear Compound: Gold

Rear Insert: JConcepts Closed Cell

Wheel (F/R): JConcepts

Notes:

Body, Wings:

Body: JConcepts Finisher

Wing: Team Associated Kit

Wing Height: High: Low:

Gap to Tower: Kit

Weight:

Total Vehicle Weight: 4031g

Notes:

Vehicle Comments:

Notes: #81274 Titanium Upper Screw Kit; #27123 Reedy Clamping 20mm Servo Horn; Servo speed -25% on steering (forward & return) and -15% on throttle (forward); Steering Expo - 25%