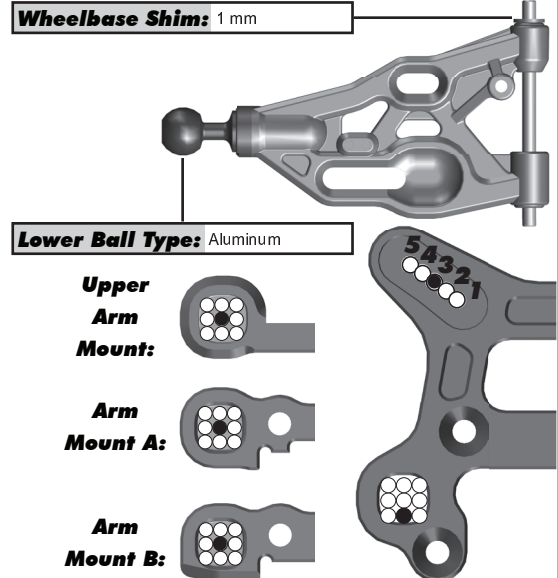

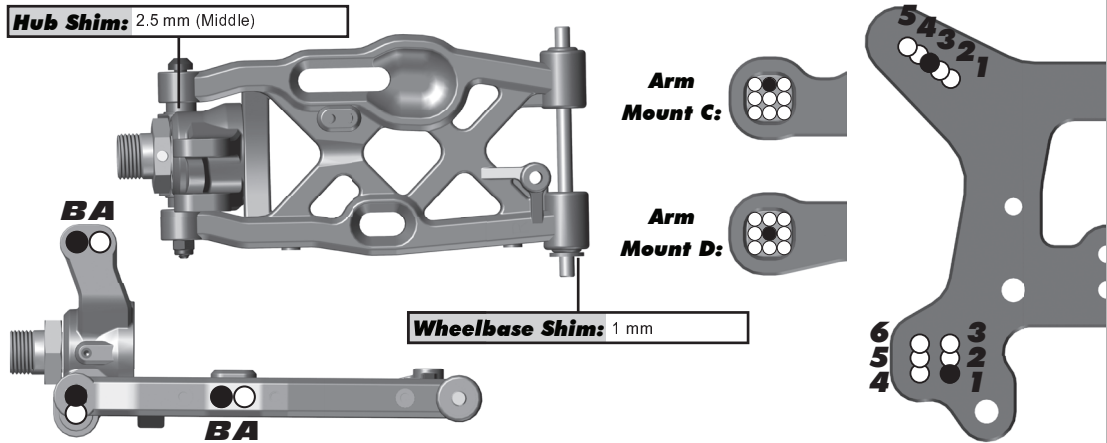


RESET
Front Suspension:

Ride Height: 28 mm
Camber: N/A
Toe: +2
Anti-Roll Bar
Size: 2.5mm (White)
Gap: 0 mm
Ackerman
1 2 3 4 5
Notes: #81064 - +2 Degree Steering Blocks
#81301 - Short Chassis Brace


Rear Suspension:

Ride Height: 29 mm
Camber: -4
Anti-Roll Bar
Size: 2.7 mm (Blue)
Gap: 0 mm
Notes: #81029 - Carbon Fiber Rear Shock Tower
#81301 - Short Chassis Brace


Electronics and Engine:

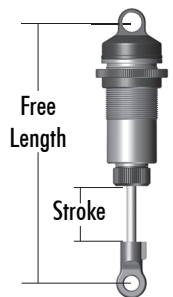
Radio: Airtronics M12S
Receiver Battery: Reedy #625 1800 mAh
Throttle Servo: Airtronics
Steering Servo: Airtronics
EPA: Throttle: 53 % Brake: 60 %
Brake Bias: 50/50 D/R: 95 %
Engine: O.S. B2101 Temp: 250
Muffler: O.S. 2090 Fuel: Sidewinder 30%
Restrictor: 6 mm Glow Plug: P3

Differential Fluid:

Front: 7,000
Center: 7,000
Rear: 4,000
Notes:

Shocks:

	Front	Rear
Piston:	8 x 1.3	8 x 1.3
Fluid:	37.5 wt	30 wt
Spring:	Yellow	Gray
Stroke:	30.5 mm	39.5 mm
Free Length:	105 mm	121 mm
Notes:	#81164 & 81165 Kashima Shock Bodies	


Clutch and Gearing:

Spur Gear: 46 Bell: 13
Shoes: 2 x Carbon + 1 x Aluminum
Springs: 3 x 1.0
Notes:

Track Info:

Size: Small <input type="checkbox"/> Medium <input type="checkbox"/> Large <input checked="" type="checkbox"/> Extra Large <input type="checkbox"/>
Surface: Dirt <input checked="" type="checkbox"/> Carpet <input type="checkbox"/> Astroturf <input type="checkbox"/> Multi Surface <input type="checkbox"/>
Traction: Low <input type="checkbox"/> Medium <input checked="" type="checkbox"/> High <input type="checkbox"/> Very High <input type="checkbox"/>
Moisture: Dry <input checked="" type="checkbox"/> Damp <input checked="" type="checkbox"/> Wet <input checked="" type="checkbox"/>
Condition: Indoor <input type="checkbox"/> Outdoor <input checked="" type="checkbox"/> Dusty <input checked="" type="checkbox"/> Hard Packed <input checked="" type="checkbox"/> Bumpy <input type="checkbox"/> Grooved <input type="checkbox"/> Smooth <input type="checkbox"/> Loamy <input type="checkbox"/>
Temperature: Ambient: 85 Track: N/A
Notes:

Tires:

Front Tires: Pro-Line Holeshot
Front Compound: M3
Front Insert: Pro-Line Closed Cell
Rear Tires: Pro-Line Holeshot
Rear Compound: M3
Rear Insert: Pro-Line Closed Cell
Wheel (F/R): Pro-Line Velocity V2
Notes: X3 During The Day & On Dry Track

Body, Wings:

Body: Team Associated Kit
Wing: Team Associated Kit
Wing Height: High: <input type="checkbox"/> Low: <input checked="" type="checkbox"/>
Gap to Tower: Kit
Weight:
Total Vehicle Weight: 3266 g
Notes: Titanium screws in chassis

Vehicle Comments:
Notes: #81274 Upper Titanium Screw Kit;