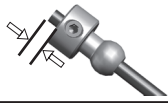
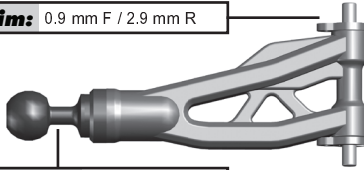
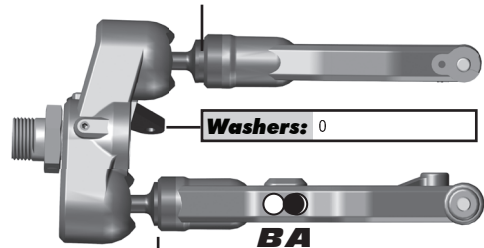


RESET

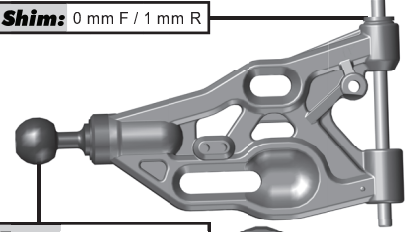
Front Suspension:

Ride Height: 22 mm
Camber: -1°
Toe: +1
Anti-Roll Bar
Size: 2.4 mm (Green)
Gap: 2 mm
Ackerman
Notes: #81063 FT Steering Block Arm +2 Deg, Aluminum
Drive Shaft: CVAs: <input type="checkbox"/> Universals: <input type="checkbox"/>
Chassis Brace: Short: <input type="checkbox"/> Long: <input type="checkbox"/>
Hex: #81079 Wheel Hex, 1 mm
Notes: #81085 Servo Saver Arm, Aluminum


Caster Shim: 0.9 mm F / 2.9 mm R

Upper Ball Type: #81068 Aluminum

Upper Ball Shim: 0.70 mm (Medium)

Washers: 0

BA
Lower Ball Shim: 0.35 mm (Thin)

Wheelbase Shim: 0 mm F / 1 mm R

Lower Ball Type: #81068 Aluminum

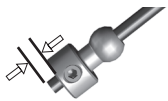
Upper Arm Mount:

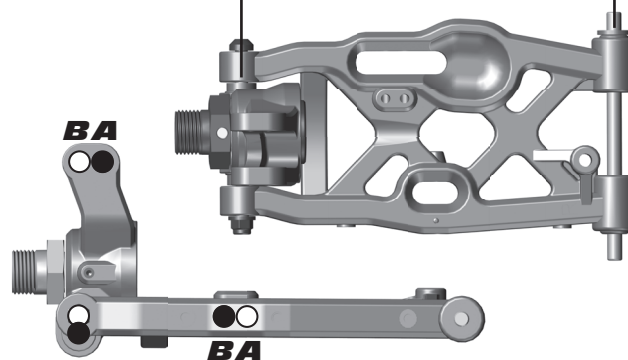
Arm Mount A:

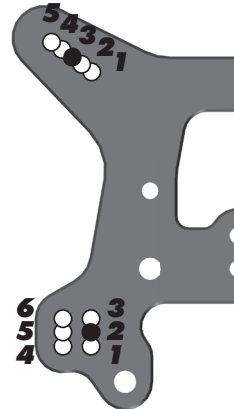
Arm Mount B:


Rear Suspension:

Ride Height: 23 mm
Camber: -3°
Anti-Roll Bar
Size: 2.7 mm (Blue)
Gap: 0 mm
Drive Shaft: CVAs: <input type="checkbox"/> Universals: <input type="checkbox"/>
Chassis Brace: Short: <input type="checkbox"/> Long: <input checked="" type="checkbox"/>
Hex: #81079 Wheel Hex, 1 mm
Notes:


Hub Shim: 2.5 mm F / 2.5 mm R

Wheelbase Shim: 0 mm F / 1 mm R

BA
BA
Arm Mount C:

Arm Mount D:


Electronics and Engine:

Radio: Sanwa M12S
Receiver Battery: #315 Reedy 2100 mAh
Throttle Servo: #27107 Reedy 2207A
Steering Servo: #27107 Reedy 2207A
EPA: Throttle: % Brake: %
Brake Bias: 50% F / 50% R D/R: 100 %
Engine: Novarossi Mito 4 Temp: -
Muffler: Novarossi 9901 Fuel: VP 30%
Restrictor: 6.0 mm Glow Plug: P5
Notes: #1363 FT Aluminum Servo Horn 25T, 18.5 mm

Differential:


	Fluid	Gear Set	Planet O-Rings
Front:	6,000	HTC	0
Center:	7,000	HTC	0
Rear:	3,000	HTC	0

Clutch and Gearing:

Spur Gear: 46	Bell: 13
Shoes: 4 x Aluminum	
Springs: 2 x 1.00 + 2 x 1.10	
Notes:	

Shocks:

	Front	Rear
Piston:	8 x 1.2 Tapered	8 x 1.2 Tapered
Fluid:	35 wt	30 wt
Cap:	#81179 Bleeder	#81179 Bleeder
Rebound:	0 mm	0 mm
Spring:	White V2	Gray V2
Free Length:	103 mm	120 mm
Notes:	#81174 & #81175 FT Chrome Shock Shafts; #81164 & #81165 Fox Shock Bodies; #81407 FT Shock Seal Bushing	
Set		



Track Info:

Size: Small <input type="checkbox"/> Medium <input checked="" type="checkbox"/> Large <input type="checkbox"/> Extra Large <input type="checkbox"/>
Surface: Dirt <input checked="" type="checkbox"/> Carpet <input type="checkbox"/> Astroturf <input type="checkbox"/> Multi Surface <input type="checkbox"/>
Traction: Low <input type="checkbox"/> Medium <input type="checkbox"/> High <input checked="" type="checkbox"/> Very High <input type="checkbox"/>
Moisture: Dry <input checked="" type="checkbox"/> Damp <input type="checkbox"/> Wet <input type="checkbox"/>
Condition: Indoor <input type="checkbox"/> Outdoor <input checked="" type="checkbox"/> Dusty <input checked="" type="checkbox"/> Hard Packed <input checked="" type="checkbox"/> Bumpy <input checked="" type="checkbox"/> Grooved <input checked="" type="checkbox"/> Smooth <input type="checkbox"/> Loamy <input type="checkbox"/>
Temperature: Ambient: 80F Track: 80F
Notes:

Tires:

Front Tires: Pro-Line Blockade
Front Compound: X3
Front Insert: Pro-Line Closed Cell
Rear Tires: Pro-Line Blockade
Rear Compound: X3
Rear Insert: Pro-Line Closed Cell
Wheel (F/R): Pro-Line Velocity
Notes:

Body, Wings:

Body: #81110 Team Associated Kit
Wings: Pro-Line Lexan
Wing Height: High: <input checked="" type="checkbox"/> Low: <input type="checkbox"/>
Gap to Tower: In Line With Rear Shock Caps
Weight:
Total Vehicle Weight: 3400g
Notes:

Vehicle Comments:

Notes:
