

Front Suspension:

RESET

Ride Height: 26 mm (Body Off + Full Tank)

Camber: N/A

Toe: Tierod Gap = 24.0 mm

Anti-Roll Bar

Size: 2.3 mm (Black)

Gap: 2 mm

Ackerman

Notes:

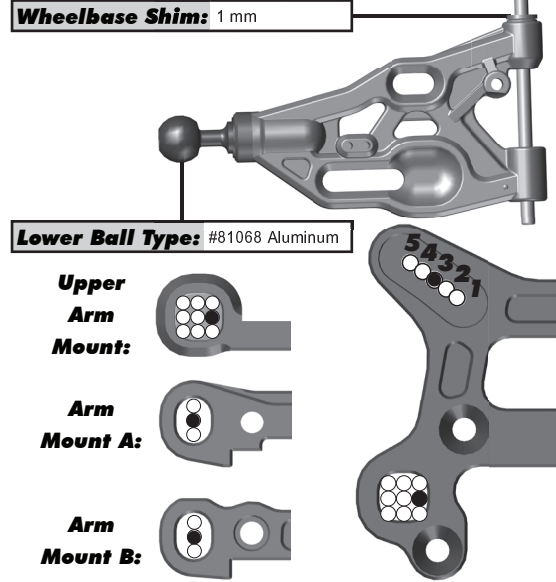
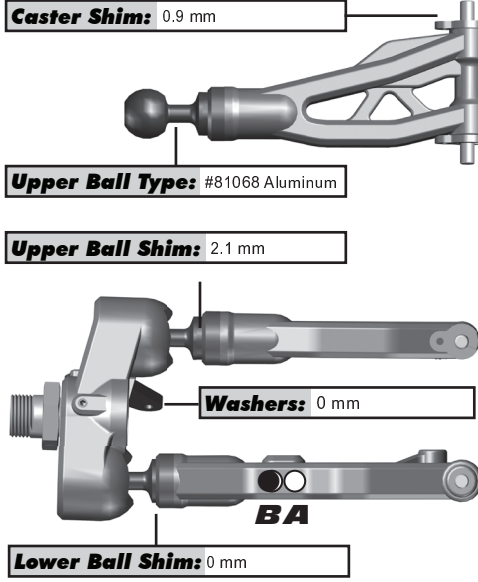
1
2
3
4
5

Drive Shaft: CVAs: Universals:

Chassis Brace: Short: Long:

Hex: #81079, RC8B3 +1 mm

Notes: #81026 Aluminum Shock Tower; #81063 RC8B3 Steering Block Arms (+2); #81085 FT Servo Saver Arm, Aluminum



Rear Suspension:

Ride Height: 28 mm (Body Off + Full Tank)

Camber: -2

Anti-Roll Bar

Size: 2.5 mm (White)

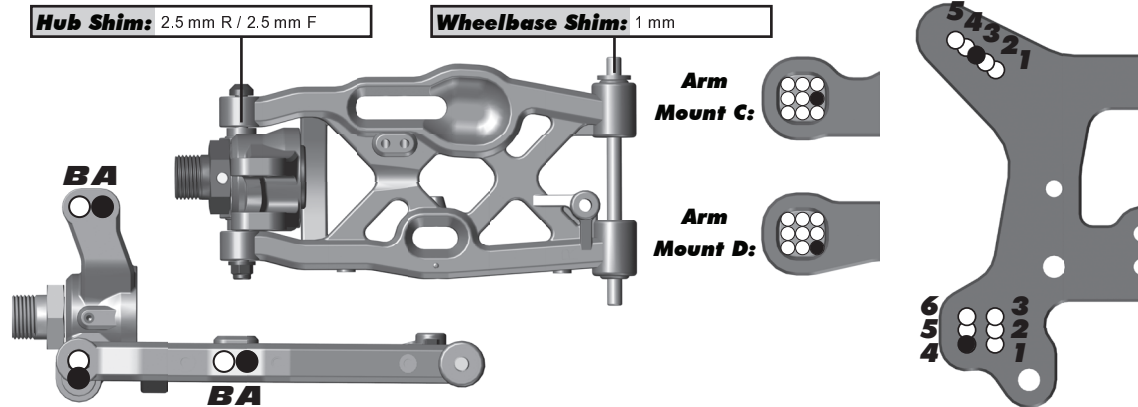
Gap: 0 mm (Ball Reversed)

Drive Shaft: CVAs: Universals:

Chassis Brace: Short: Long:

Hex: #81080, RC8B3 +2 mm

Notes: #81027 Aluminum Shock Tower



Electronics and Engine:

Radio: Sanwa M12

Receiver Battery: #27313 Reedy 2400 mAh

Throttle Servo: #27115 Reedy RT2706A

Steering Servo: #27115 Reedy RT2706A

EPA: Throttle: 55 % Brake: 47 %

Brake Bias: 60%F / 40%R **D/R:** 100 %

Engine: O.S. B2103 **Temp:** N/A

Muffler: O.S. 2090 **Fuel:** VP 25%

Restrictor: 6.5 mm **Glow Plug:** O.S. P3

Notes:

Differential:

	Fluid	Gear Set	Planet O-Rings
Front:	10,000	HTC	N/A
Center:	5,000	HTC	N/A
Rear:	5,000	HTC	N/A

Clutch and Gearing:

Spur Gear: 46T **Bell:** 13T

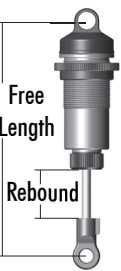
Shoes: 2 x #81375 Aluminum + 2 x #81377 Composite

Springs: 2 x #81367 1.0 mm + 2 x #81366 0.95 mm

Notes: #81109 Underdrive Gearing Front & Rear (42/12)

Shocks:

	Front	Rear
Piston:	5 x 1.45 Flat	5 x 1.45 Flat
Fluid:	#5423 FT 40wt	#5429 FT 35wt
Cap:	#81179 Bleeder	#81179 Bleeder
Rebound:	0 mm	0 mm
Spring:	#81225 V2 Blue	#81229 V2 Gray
Free Length:	106 mm	121.5 mm
Notes:	#81407 Machined Shock Internals; #81164 & #81165 Fox Shock Bodies; #81176 & #81177 Chrome Shock Shafts; MIP Bypass Shock Pistons (Blue Front / Blue Rear)	



Track Info:

Size: Small Medium Large Extra Large

Surface: Dirt Carpet Astroturf Multi Surface

Traction: Low Medium High Very High

Moisture: Dry Damp Wet

Condition: Indoor Outdoor Dusty Hard Packed Bumpy Grooved Smooth Loamy

Temperature: Ambient: 95F Track:

Notes:

Tires:

Front Tires: Pro-Line Slide Locks

Front Compound: M3

Front Insert: Pro-Line Closed Cell

Rear Tires: Pro-Line Slide Locks

Rear Compound: M3

Rear Insert: Pro-Line Closed Cell

Wheel (F/R): #89296 Team Associated 83mm

Notes:

Body, Wings:

Body: #81110 Team Associated Kit

Wings: #81106 Team Associated Kit

Wing Height: High: Low:

Gap to Tower: Kit

Weight:

Total Vehicle Weight: 3382g

Notes:

Vehicle Comments:

Notes: #81382 FT Differential Cross Pins, With Inserts; #1363 FT Clamping Servo Horn, 18.5 mm;