

RC 18

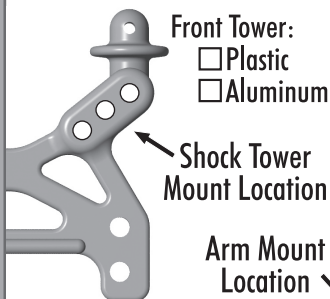
For more setups and setup sheets, click here:
www.RC10.com • www.TeamAssociated.com

Driver: _____
Track: _____
Event: _____
Conditions: _____

Date: _____
 Indoor Outdoor

RC18B RC18R RC18T RC18MT

Front Suspension



Front Arm:
 Plastic Aluminum

Notes: _____

Upright

Ballstud: Short Long

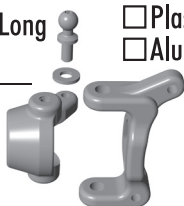
Ballstud Washers: _____

Steering Block:

Plastic
 Aluminum

Caster Block:

Plastic
 Aluminum



Shocks



Piston: _____ Oil: _____ wt

Spring: _____ Limiters: _____

Ride Height: _____ mm

Shock Body: Plastic Threaded Aluminum

Alignment

Camber: _____°

Inner Camber Shims: _____

Toe: _____°

Differential

Diff Setting: _____

Solid Axle

Oneway

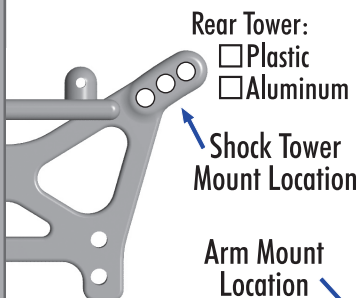
Drivebones

Plastic Dogbones

Aluminum Dogbones

MIP CVD's

Rear Suspension



Rear Arm:
 Plastic Aluminum

Notes: _____

Upright

Hub Carrier:

Plastic
 Aluminum



Anti-Squat

Standard - 0°

Optional - 3.5°



Shocks



Piston: _____ Oil: _____ wt

Spring: _____ Limiters: _____

Ride Height: _____ mm

Shock Body: Plastic Threaded Aluminum

Alignment

Camber: _____°

Inner Camber Shims: _____

Differential

Diff Setting: _____

Solid Axle

Drivebones

Plastic Dogbones

Aluminum Dogbones

MIP CVD's

Body & Wing

Body: _____ Wing: _____

Notes: _____

Tires

Front

Type: _____

Insert: _____

Wheel: _____

Traction Compound: _____

Notes: _____

Rear

Type: _____

Insert: _____

Wheel: _____

Electronics

Motor: _____ Gear: _____ t/ _____ t

Motor Brush: _____ Motor Spring: _____

Motor Timing: _____

Battery: _____ Position: Fwd Back

ESC: _____ Mode: _____

Drag Brake: _____ Initial Brake: _____

Race Comments

Main: _____ Qualifying Position: _____ Finish: _____

Notes: _____

Car Comments

Notes: _____
