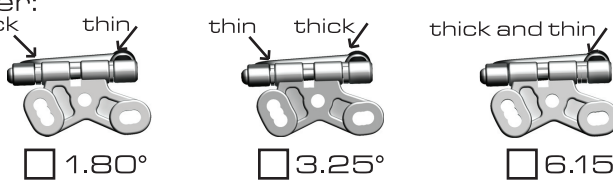


**:: Driver:** \_\_\_\_\_ **:: Date:** \_\_\_\_\_  
**:: Track:** \_\_\_\_\_  
**:: Event:** \_\_\_\_\_


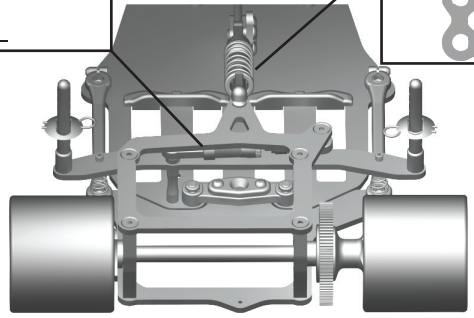
## Setup Sheet for Team Associated's 12R5

**Rev. 1**

### :: Front Suspension

Kingpin Lube: \_\_\_\_\_  
 Springs: \_\_\_\_\_  
 Upper Arm Mounts:  0°  5°  10°  
 Camber: \_\_\_\_\_ Axle Spacers: \_\_\_\_\_  
 Bump Steer Spacers: \_\_\_\_\_  
 Caster:  
 thick thin thin thick thick and thin  
  
 1.80°  3.25°  6.15°  
 Ride Height: \_\_\_\_\_  
 Notes: \_\_\_\_\_

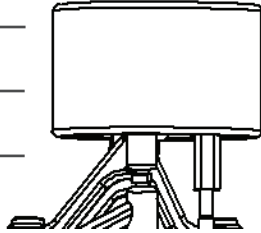
### :: Rear Suspension

Side Spring: \_\_\_\_\_  
 T-Plate: \_\_\_\_\_  
 Ride Height Adjuster: \_\_\_\_\_  
 Ride Height: \_\_\_\_\_  
 Side Shock  
 Oil: \_\_\_\_\_  
 Center Shock  
 Oil: \_\_\_\_\_  
 Spring: \_\_\_\_\_  
 Position:   


Notes: \_\_\_\_\_

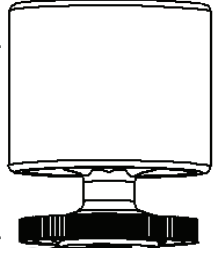
### :: Front Tires

Tire: \_\_\_\_\_  
 Diameter: \_\_\_\_\_  
 Wheel Type: \_\_\_\_\_  
 Additive: \_\_\_\_\_  
 Notes: \_\_\_\_\_



### :: Rear Tires

Tire: \_\_\_\_\_  
 Diameter: \_\_\_\_\_  
 Wheel Type: \_\_\_\_\_  
 Additive: \_\_\_\_\_  
 Notes: \_\_\_\_\_



### :: Body

Body Type and Make: \_\_\_\_\_  
 Notes: \_\_\_\_\_

### :: Motor/Battery

Motor: \_\_\_\_\_  
 Brush: \_\_\_\_\_ Spring: \_\_\_\_\_  
 Timing: \_\_\_\_\_ Gear: \_\_\_\_\_/  
 Battery: \_\_\_\_\_  
 Battery Position:  
 Front  Back

### :: Transmitter

Turning Circle: \_\_\_\_\_  
 Steering Expo: \_\_\_\_\_  
 Brake E.P. : \_\_\_\_\_  
 Throttle Expo: \_\_\_\_\_  
 Notes: \_\_\_\_\_

### :: Track Info

smooth:  bumpy:   
 traction:  high  med.  low  
 Notes: \_\_\_\_\_

### :: Speed Control

S.C. : \_\_\_\_\_  
 S.C. Settings: \_\_\_\_\_