

Front Suspension:

Reset Forms

Ride Height: 25 mm (Body Off)

Camber: -2°

Toe: 0° (Tierod Gap = 42.5 mm)

Arm Type: #71104 Flat, Hard

Tower Type: #71115 Flat

Caster Block Insert: 5°

Steering Block: 4

Bulkhead Type: #91658 Aluminum

Kick-Up Angle: 25°

Wheel Hex: #71111 8.5 mm Kit

Notes: #1366 FT Aluminum Servo Horn, 25T
 #91667 Plastic Steering Rack
 #91668 Aluminum Steering Bellcranks

Anti Roll Bar:

White (0.8mm) ☐

Gray (0.9mm) ☐

Blue (1.0mm) ☐

Other: 1.1 mm ☒

Bump Steer Spacing: 0 mm

Axle Height:

+3 ☐

+2 ☐

+1 ☒

0 ☐

Ball Stud Spacing: 1 mm

Steering Plate: #91680 +1

Steering Stop Spacing: 0

Caster Block Spacing: 1 mm

Rear Suspension:

Ride Height: 25 mm (Body Off)

Camber: -2°

Arm Type: #71106 Hard

Tower Type: #71116 Standard

Wheel Hex: #91610 7.0 mm

Hub Spacing:

Forward ☐ Middle ☒ Back ☐

Shock Mounting Position:

Front of Arm ☒ Rear of Arm ☐

Notes: Brass "C" Plate Trimmed To 15g

Anti Roll Bar:

White (1.2mm) ☐




Gray (1.3mm) ☐

Blue (1.4mm) ☐

Other: ☐

Rear Hub Link Setting:

Plastic Hub ☐ Aluminum Hub ☒ Ball Stud Spacing: 3 mm

Up  **Down**  

C Mount Inserts: 1° ☐ 0.5° ☒

Aluminum ☐ Brass ☒

D Mount Inserts: 1° ☐ 0.5° ☐

Aluminum ☒ Brass ☐

Hub Insert:

+3 ☐ +2 ☐ +1 ☒ 0 ☐

Ball Stud Spacing: 2.5 mm

Electronics:

Radio: Sanwa M12S **Servo:** #27101 Reedy 1508

EPA: Throttle: 100 % **Brake:** 95 %

ESC: #27004 Reedy Blackbox 510R

ESC Settings: See Setup Sheet

Motor: Reedy M3

Wind: #251 6.5 **Timing:** 20°

Pinion: #1336 FT 18T **Spur:** 81

Battery: #27335 Reedy Zapper SG2 4800 mAh + #91744 FT Battery Weight 26g

Battery Position: 3F

Drivetrain:

Transmission: **Laydown:** ☐

3 Gear: ☒ **Layback:** ☒

4 Gear: ☐ **Stand Up:** ☐

Differential: **Ball Diff:** ☒

Height: 1 **Gear Diff:** ☐

Notes: Tight

Slipper Clutch:

Type: Team Associated Kit

of Pads: 2 x #91197 LCF

Shocks:

	Front	Rear
Piston:	1 x 1.6 + 1 x 1.7 Flat Machined	2 x 1.7 Flat Machined
Fluid:	37.5 wt	30 wt
Spring:	#91637 Truck Gray	#91640 Truck White
Limiters:	0	0
Stroke:	28.2 mm	36.7 mm
Eyelet Length:	Long	Short
Cup Offset:	5 mm	5 mm
Notes:	#91494 Machined Shock Spacers V2	

Track Info:

Size: Small ☐ Medium ☒ Large ☐ Extra Large ☐

Surface: Dirt ☒ Carpet ☐ AstroTurf ☐ Multi Surface ☐

Traction: Low ☐ Medium ☐ High ☒ Very High ☒

Moisture: Dry ☒ Damp ☒ Wet ☐

Condition: Indoor ☒ Outdoor ☐ Dusty ☒ Hard Packed ☒

Bumpy ☐ Grooved ☒ Smooth ☐ Loamy ☐

Temperature: Ambient: 75F Track: 75F

Notes:

Tires:

Front Tires: JConcepts Ellipse

Front Compound: Silver

Front Insert: JConcepts Closed Cell

Rear Tires: JConcepts Ellipse

Rear Compound: Silver

Rear Insert: JConcepts Closed Cell

Wheel (F/R): #7852 Team Associated 12mm Hex

Notes: Liquid Wrench Penetrating Oil

Body, Wing, Weight:

Body: JConcepts Finisher

Servo Weights:

None ☒ Aluminum ☐ Steel ☐ Other ☐

Electronic Weights: #91754 FT Graphite

None ☐ Aluminum ☐ Steel ☐ Other ☒

Total Vehicle Weight: 1920g

Vehicle Comments:

Notes: #71102 Side Rails, Hard; #91619 & 91623 Gold Shock Shafts; #91577 & #91579 Fox Shock Bodies; #91793 FT Differential Height Inserts;

:: For more setups, visit RC10.com and click on "Setup Sheets"