

Front Suspension:

Reset Forms

| | |
|-----------------------------|--|
| Ride Height: | 19 mm (Body Off) |
| Camber: | -2° |
| Toe: | +1° |
| Arm Type: | #71104 Flat, Hard |
| Tower Type: | #71115 Flat |
| Caster Block Insert: | 5° |
| Steering Block: | 4 |
| Bulkhead Type: | #91659 Brass |
| Kick-Up Angle: | 25° |
| Wheel Hex: | #71111 8.5 mm Kit |
| Notes: | #1370 FT Aluminum Clamping Servo Horn, 25T #91669 FT Aluminum Steering Rack #91668 FT Aluminum Steering Bellcranks |

Anti Roll Bar:

White (1.2mm)

Gray (1.3mm)

Blue (1.4mm)

Other:

Bump Steer Spacing: 0 mm

Axle Height:

+3

+2

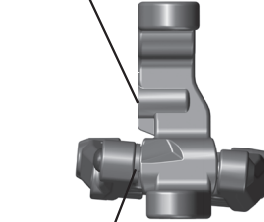
+1

0

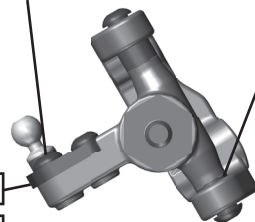
Ball Stud Spacing: 2 mm

Steering Plate: #91680 +1

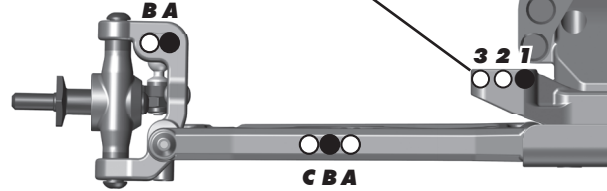
Steering Stop Spacing: 0



Caster Block Spacing: 1 mm



Ball Stud Spacing: 2 mm



Rear Suspension:

| | |
|---------------------------------|---|
| Ride Height: | 19 mm (Body Off) |
| Camber: | -3° |
| Arm Type: | #71106 Hard |
| Tower Type: | #71116 Standard |
| Wheel Hex: | #71034 6.0 mm |
| Hub Spacing: | Forward <input type="checkbox"/> Middle <input type="checkbox"/> Back <input checked="" type="checkbox"/> |
| Shock Mounting Position: | Front of Arm <input checked="" type="checkbox"/> Rear of Arm <input type="checkbox"/> |
| Notes: | #92099 FT Aluminum Rear Hubs, Black |

Anti Roll Bar:

White (1.1mm)

Gray (1.2mm)

Blue (1.3mm)

Other: _____

Rear Hub Link Setting:

Plastic Hub Aluminum Hub Ball Stud Spacing: 3 mm



C Mount Inserts: 1° 0.5°

Aluminum Brass

D Mount Inserts: 1° 0.5°

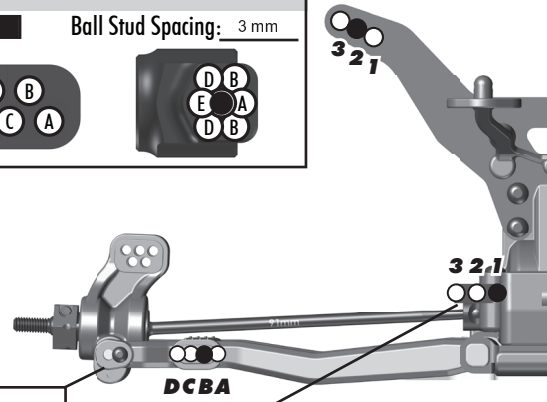
Aluminum Brass



Hub Insert:

+3 +2 +1 0

Ball Stud Spacing: 4 mm



Electronics:

| | | | |
|--------------------------|---|----------------|---------------------|
| Radio: | Sanwa M12S | Servo: | #27101 Reedy RT1508 |
| EPA: Throttle: | 100 % | Brake: | 100 % |
| ESC: | #27004 Reedy Blackbox 510R | | |
| ESC Settings: | See Setup Sheet | | |
| Motor: | #27403 Reedy S-Plus (#27415 Reedy Rotor, High Torque) | | |
| Wind: | 13.5T | Timing: | 44° |
| Pinion: | #1342 FT 24T | Spur: | 81T |
| Battery: | #27335 Reedy Zapper SG2 4800 mAh 110C 7.6v | | |
| Battery Position: | 5F | | |

Drivetrains:

| | |
|--|---|
| Transmission: | Laydown: <input checked="" type="checkbox"/> |
| 3 Gear: <input checked="" type="checkbox"/> | Layback: <input type="checkbox"/> |
| 4 Gear: <input type="checkbox"/> | Stand Up: <input type="checkbox"/> |
| Differential: | Ball Diff: <input type="checkbox"/> |
| Height: 3 | Gear Diff: <input checked="" type="checkbox"/> |
| Notes: | 10k - 4 Gear |


Slipper Clutches:

Type: #91806 & #91802 FT Vented Slipper Plates

of Pads: 2 x #91197 FT LCF Slipper Pads

Shocks:

| | Front | Rear |
|-----------------------|--|------------------------------|
| Piston: | #91626 2 x 1.6 Flat Machined | #91627 2 x 1.7 Flat Machined |
| Fluid: | #5433 FT 37.5 wt | #5422 FT 30 wt |
| Spring: | #91637 Truck Gray | #91640 Truck White |
| Limiters: | 1 Internal / 1 External | 1 Internal / 0 External |
| Stroke: | 28.0 mm | 35.0 mm |
| Eyelet Length: | Long | Long |
| Cup Offset: | 0 mm | 0 mm |
| Notes: | #91494 FT Machined Shock Spacers V2, #91493 FT X-Rings | |



Track Info:

| | | | |
|------------------------------|--|---------------|-----|
| Size: | Small <input type="checkbox"/> Medium <input type="checkbox"/> Large <input checked="" type="checkbox"/> Extra Large <input type="checkbox"/> | | |
| Surface: | Dirt <input type="checkbox"/> Carpet <input checked="" type="checkbox"/> Astroturf <input type="checkbox"/> Multi Surface <input type="checkbox"/> | | |
| Traction: | Low <input type="checkbox"/> Medium <input type="checkbox"/> High <input checked="" type="checkbox"/> Very High <input type="checkbox"/> | | |
| Moisture: | Dry <input checked="" type="checkbox"/> Damp <input type="checkbox"/> Wet <input type="checkbox"/> | | |
| Condition: | Indoor <input checked="" type="checkbox"/> Outdoor <input type="checkbox"/> Dusty <input type="checkbox"/> Hard Packed <input type="checkbox"/> Bumpy <input type="checkbox"/> Grooved <input type="checkbox"/> Smooth <input checked="" type="checkbox"/> Loamy <input type="checkbox"/> | | |
| Temperature: Ambient: | 60F | Track: | 60F |
| Notes: | | | |

Tires:

| | |
|------------------------|--------------------------------|
| Front Tires: | JConcepts Swaggers |
| Front Compound: | Double Pink |
| Front Insert: | JConcepts Open Cell |
| Rear Tires: | JConcepts Pin Downs |
| Rear Compound: | Double Pink |
| Rear Insert: | JConcepts Open Cell |
| Wheel (F/R): | #7852 Team Associated 12mm Hex |
| Notes: | |

Body, Wing, Weight:

| | |
|------------------------------|--|
| Body: | JConcepts F2 / Tall Wing |
| Servo Weights: | None <input checked="" type="checkbox"/> Aluminum <input type="checkbox"/> Steel <input type="checkbox"/> Other <input type="checkbox"/> |
| Electronic Weights: | None <input type="checkbox"/> Aluminum <input type="checkbox"/> Steel <input checked="" type="checkbox"/> Other <input type="checkbox"/> |
| Total Vehicle Weight: | 1791g |

Vehicle Comments:

Notes: #71101 Side Rails, Standard; #91620 & #91624 FT Chrome Shock Shafts; #91577 & #91579 Fox Shock Bodies; #91793 FT Differential Height Inserts; #91717 FT Ti Top Shaft Screw; #71132 FT Chassis Protector; #91796 FT Graphite Motor Plate