

## Front Suspension:

Reset Forms

<b>Ride Height:</b>	26.5 mm
<b>Camber:</b>	-2°
<b>Toe:</b>	0°
<b>Arm Type:</b>	#71103 Flat, Standard
<b>Tower Type:</b>	#71115 Flat
<b>Caster Block Insert:</b>	2.5°
<b>Steering Block:</b>	4
<b>Bulkhead Type:</b>	#91656 Plastic
<b>Kick-Up Angle:</b>	25°
<b>Wheel Hex:</b>	#71111 8.5 mm Kit
<b>Notes:</b>	#1366 FT Aluminum Servo Horn, 25T #91667 Plastic Steering Rack #91668 Aluminum Steering Bellcranks

**Anti Roll Bar:**

White (0.8mm)

Gray (0.9mm)

Blue (1.0mm)

Other:

**Bump Steer Spacing:** 0 mm

**Axle Height:**

+3

+2

+1

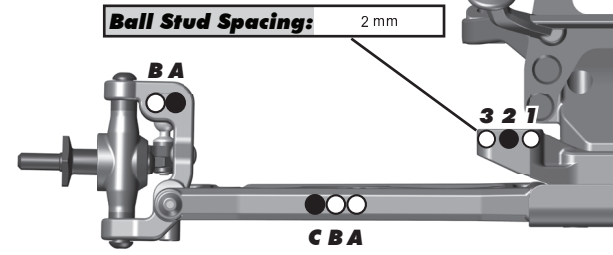

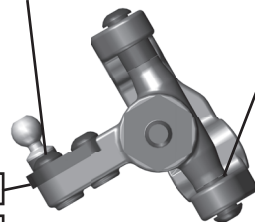
0

**Ball Stud Spacing:** 2 mm

**Steering Plate:** #91680 +1

**Steering Stop Spacing:** 0

**Caster Block Spacing:** 1 mm



## Rear Suspension:

<b>Ride Height:</b>	26.5 mm
<b>Camber:</b>	-2°
<b>Arm Type:</b>	#71105 Standard
<b>Tower Type:</b>	#71116 Standard
<b>Wheel Hex:</b>	#91610 7.0 mm
<b>Hub Spacing:</b>	Forward <input type="checkbox"/> Middle <input type="checkbox"/> Back <input checked="" type="checkbox"/>
<b>Shock Mounting Position:</b>	Front of Arm <input checked="" type="checkbox"/> Rear of Arm <input type="checkbox"/>
<b>Notes:</b>	

**Anti Roll Bar:**

White (1.2mm)

Gray (1.3mm)

Blue (1.4mm)

Other: \_\_\_\_\_

**Rear Hub Link Setting:**

Plastic Hub  Aluminum Hub  Ball Stud Spacing: 3 mm

Up Down

**C Mount Inserts:** 1°  0.5°

Aluminum  Brass

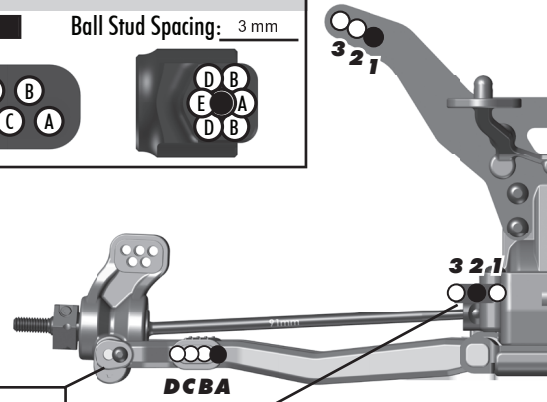
**D Mount Inserts:** 1°  0.5°

Aluminum  Brass

**Hub Insert:**

+3  +2  +1  0

**Ball Stud Spacing:** 3 mm



## Electronics:

<b>Radio:</b> Sanwa M12S	<b>Servo:</b> #27101 Reedy 1508
<b>EPA: Throttle:</b> 100 %	<b>Brake:</b> 95% %
<b>ESC:</b> #27004 Reedy Blackbox 510R	
<b>ESC Settings:</b> See Setup Sheet	
<b>Motor:</b> Reedy M3	
<b>Wind:</b> #251 6.5	<b>Timing:</b> 13°
<b>Pinion:</b> #1336 FT 18T	<b>Spur:</b> 81
<b>Battery:</b> #27307 Reedy Zapper SG 5800 mAh SG	
<b>Battery Position:</b> 4F	

## Drivetrains:

**Transmission:** Laydown:

3 Gear:  Layback:

4 Gear:  Stand Up:

**Differential:** Ball Diff:

Height: 2 Gear Diff:

**Notes:** Tight

## Slipper Clutches:

**Type:** Team Associated Kit

**# of Pads:** 2 x #91197 LCF

## Shocks:

	Front	Rear
<b>Piston:</b>	1 x 1.6 + 1 x 1.7 Flat Machined	2 x 1.7 Flat Machined
<b>Fluid:</b>	37.5 wt	30 wt
<b>Spring:</b>	#91834 V2 Yellow	#91640 Truck White
<b>Limiters:</b>	0	0
<b>Stroke:</b>	28.0 mm	35.0 mm
<b>Eyelet Length:</b>	Long	Long
<b>Cup Offset:</b>	9 mm	5 mm
<b>Notes:</b>	#91494 Machined Shock Spacers V2	



## Track Info:

**Size:** Small  Medium  Large  Extra Large

**Surface:** Dirt  Carpet  Astroturf  Multi Surface

**Traction:** Low  Medium  High  Very High

**Moisture:** Dry  Damp  Wet

**Condition:** Indoor  Outdoor  Dusty  Hard Packed

Bumpy  Grooved  Smooth  Loamy

**Temperature:** Ambient: 65F Track: 50F

**Notes:**

## Tires:

**Front Tires:** JConcepts Dirt Webs

**Front Compound:** Gold

**Front Insert:** JConcepts Closed Cell

**Rear Tires:** JConcepts Dirt Webs

**Rear Compound:** Gold

**Rear Insert:** JConcepts Closed Cell

**Wheel (F/R):** Team Associated

**Notes:**

## Body, Wing, Weight:

**Body:** JConcepts F2

**Servo Weights:** None  Aluminum  Steel  Other

**Electronic Weights:** #91754 FT Graphite

None  Aluminum  Steel  Other

**Total Vehicle Weight:** 1920g

## Vehicle Comments:

**Notes:** #71101 Side Rails, Standard; #91619 & #91623 Gold Shock Shafts; #91577 & #91579 Fox Shock Bodies; #91793 FT Differential Height Inserts; #91744 FT Battery Weight 26g