


Front Suspension:

| | |
|------------------|---|
| Ride Height: | 18 mm |
| Camber: | -1° |
| Toe: | Tierod Gap = 20.4 mm |
| Anti-Roll Bar: | 1.2 mm |
| Arm Type: | #92128 Suspension Arm, Standard |
| Wheelbase Shim: | 1 mm Behind Arm |
| Wheel Hex: | #92063 B64 3.5 mm + 0.5 mm |
| Caster Block: | 8° <input type="checkbox"/> 9° <input checked="" type="checkbox"/> 10° <input type="checkbox"/> |
| Chassis Brace: | Plastic <input checked="" type="checkbox"/> Carbon <input type="checkbox"/> |
| Top Plate Brace: | Yes <input type="checkbox"/> No <input checked="" type="checkbox"/> |
| Front Axles: | CVA <input checked="" type="checkbox"/> DCV <input type="checkbox"/> |
| Notes: | |



Front Chassis Brace Screws:



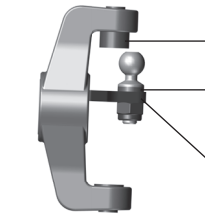
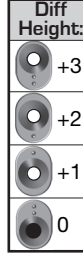
Arm Mount A: 1° 0.5°



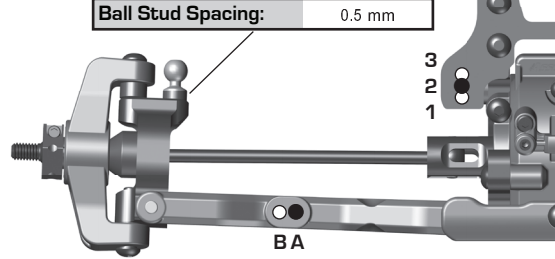
Arm Mount B: 1° 0.5°



Ball Stud Spacing: 0 mm



| | |
|--------------------|---|
| Axle Height: | +3 <input type="checkbox"/> +2 <input checked="" type="checkbox"/> +1 <input type="checkbox"/> 0 <input type="checkbox"/> |
| Ball Stud Spacing: | 0 mm |
| Steering Plate: | Kit |



RESET

Rear Suspension:

| | |
|------------------|--|
| Ride Height: | 17 mm |
| Camber: | -1° |
| Anti-Roll Bar: | 1.3 mm |
| Arm Type: | #92130 Suspension Arm, Standard |
| Wheelbase Shim: | 2 mm Behind Arm |
| Wheel Hex: | #91609 FT Clamping Wheel Hex, 5mm |
| CVA Bone Length: | #92212 66 mm w/ #92207 Axles |
| Chassis Brace: | Plastic <input checked="" type="checkbox"/> Carbon <input type="checkbox"/> |
| Hub Spacing: | Fwd <input type="checkbox"/> Mid <input checked="" type="checkbox"/> Back <input type="checkbox"/> |
| Notes: | |


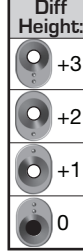
Rear Chassis Brace Screws:



Arm Mount C: 1° 0.5°




Arm Mount D: 1° 0.5°



| | |
|--------------|----------|
| Axle Height: | ▼0 3▲ +3 |
| | ▼1 2▲ +2 |
| | ▲1 2▼ +1 |
| | ▲0 3▼ +0 |

Camber Link Spacing: 3 mm

Ball Stud Spacing: 2 mm



Electronics:

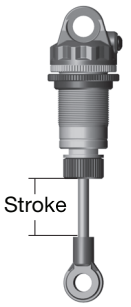
| | | | |
|-------------------|--|---------|---------------|
| Radio: | Futaba | Servo: | Savox 1258-TG |
| EPA: Throttle: | 100 % | Brake: | 95 % |
| ESC: | Hobbywing XR10G2 Elite | | |
| ESC Settings: | See Baseline Setup | | |
| Motor: | Hobbywing G3 | | |
| Wind: | 5.5T | Timing: | 30° |
| Pinion: | #1335 FT 17T | Spur: | 78T |
| Battery: | ProTek 5800 | | |
| Battery Position: | 1 <input type="checkbox"/> 2 <input checked="" type="checkbox"/> 3 <input type="checkbox"/> 4 <input type="checkbox"/> | | |

Differential:

| | | | |
|-----------------|--|-------|-----|
| Front Fluid: | 20k | Mass: | N/A |
| Gears: | Plastic <input checked="" type="checkbox"/> Metal <input type="checkbox"/> | | |
| Center Fluid: | 500k | Mass: | N/A |
| Gears: | Plastic <input checked="" type="checkbox"/> Metal <input type="checkbox"/> | | |
| Rear Fluid: | 15k | Mass: | N/A |
| Gears: | Plastic <input checked="" type="checkbox"/> Metal <input type="checkbox"/> | | |
| Slipper Clutch: | | | |
| Setting: | N/A | | |
| Pads: | N/A | | |

Shocks:

| | Front | Rear |
|----------------|---|----------------------------|
| Piston: | #91626 2x1.6 Flat Machined | #91627 2x1.7 Flat Machined |
| Fluid: | #5433 FT 37.5 wt | #5422 FT 30 wt |
| Spring: | #91835 Red V2 | #91840 Blue V2 |
| Limiters: | 1 mm In / 1 mm Out | 1 mm In / 1 mm Out |
| Stroke: | 24.0 mm | 28.5 mm |
| Eyelet Length: | Long | Long |
| Cup Offset: | 9 mm | 5 mm |
| Notes: | #91494 FT Machined Shock Spacers; #91493 FT X-Rings | |



Track Info:

| | |
|--------------|--|
| Size: | Small <input type="checkbox"/> Medium <input type="checkbox"/> Large <input checked="" type="checkbox"/> Extra Large <input type="checkbox"/> |
| Surface: | Dirt <input type="checkbox"/> Carpet <input checked="" type="checkbox"/> AstroTurf <input type="checkbox"/> Multi Surface <input type="checkbox"/> |
| Traction: | Low <input type="checkbox"/> Medium <input type="checkbox"/> High <input type="checkbox"/> Very High <input type="checkbox"/> |
| Moisture: | Dry <input type="checkbox"/> Damp <input checked="" type="checkbox"/> Wet <input type="checkbox"/> |
| Condition: | Indoor <input checked="" type="checkbox"/> Outdoor <input type="checkbox"/> Dusty <input type="checkbox"/> Hard Packed <input checked="" type="checkbox"/> |
| | Bumpy <input type="checkbox"/> Grooved <input type="checkbox"/> Smooth <input type="checkbox"/> Loamy <input type="checkbox"/> |
| Temperature: | Ambient: 50F Track: 50F |
| Notes: | |

Tires:

| | |
|-----------------|---------------------|
| Front Tires: | JConcepts Ellipse |
| Front Compound: | Silver |
| Front Insert: | JConcepts Dirt Tech |
| Rear Tires: | JConcepts Ellipse |
| Rear Compound: | Silver |
| Rear Insert: | JConcepts Dirt Tech |
| Wheel (F/R): | JConcepts Mono |
| Notes: | Full Slicks |

Body, Wing, Weight:

| | |
|-----------------------|---|
| Body: | JConcepts F2 |
| Wing: | JConcepts Carpet Aero |
| Front Wing: | Yes <input type="checkbox"/> No <input checked="" type="checkbox"/> |
| Wing Angle: | 0° <input type="checkbox"/> 6° <input checked="" type="checkbox"/> |
| Weights: | |
| Total Vehicle Weight: | N/A |

Vehicle Comments:

Notes: #91569 & #91578 FT Fox Shock Bodies; #91643 & #91645 FT Chrome Shock Shafts; #1368 FT Clamping Servo Horn, 20mm, 25T;