

Front Suspension:


RESET

| | |
|------------------|---|
| Ride Height: | 18 mm |
| Camber: | 0° (Tierod Gap = 23.2 mm) |
| Toe: | 0° (Tierod Gap = 20.0 mm) |
| Anti-Roll Bar: | 1.5 mm |
| Arm Type: | #92128 Suspension Arm, Standard |
| Wheelbase Shim: | Behind Arm |
| Wheel Hex: | #91609 FT Clamping Wheel Hex, 5mm |
| Caster Block: | 8° <input type="checkbox"/> 9° <input type="checkbox"/> 10° <input checked="" type="checkbox"/> |
| Chassis Brace: | Plastic <input checked="" type="checkbox"/> Carbon <input type="checkbox"/> |
| Top Plate Brace: | Yes <input checked="" type="checkbox"/> No <input type="checkbox"/> |
| Front Axles: | CVA <input checked="" type="checkbox"/> DCV <input type="checkbox"/> |
| Notes: | |



Front Chassis Brace Screws:

Ball Stud Spacing: 0 mm

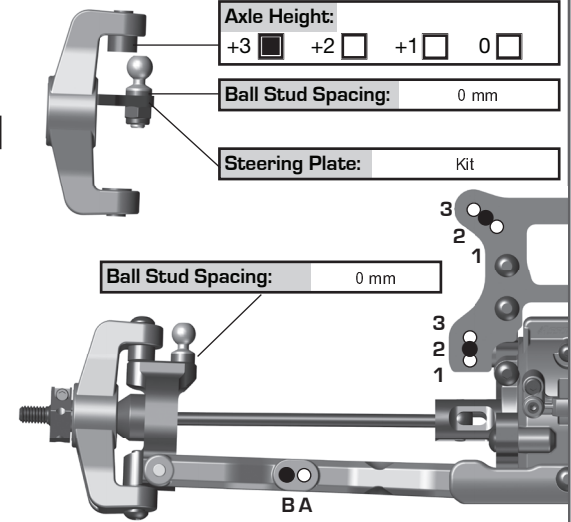


Arm Mount A: 1° 0.5°

Diff Height:
 +3
 +2
 +1
 0




Arm Mount B: 1° 0.5°



Rear Suspension:

| | |
|------------------|--|
| Ride Height: | 18 mm |
| Camber: | -1° (Tierod Gap = 26.1 mm) |
| Anti-Roll Bar: | 1.3 mm |
| Arm Type: | #92130 Suspension Arm, Standard |
| Wheelbase Shim: | In Front Of Arm |
| Wheel Hex: | #91610 FT Clamping Wheel Hex, 7mm |
| CVA Bone Length: | #92205 62 mm |
| Chassis Brace: | Plastic <input checked="" type="checkbox"/> Carbon <input type="checkbox"/> |
| Hub Spacing: | Fwd <input type="checkbox"/> Mid <input checked="" type="checkbox"/> Back <input type="checkbox"/> |
| Notes: | |

Rear Chassis Brace Screws:

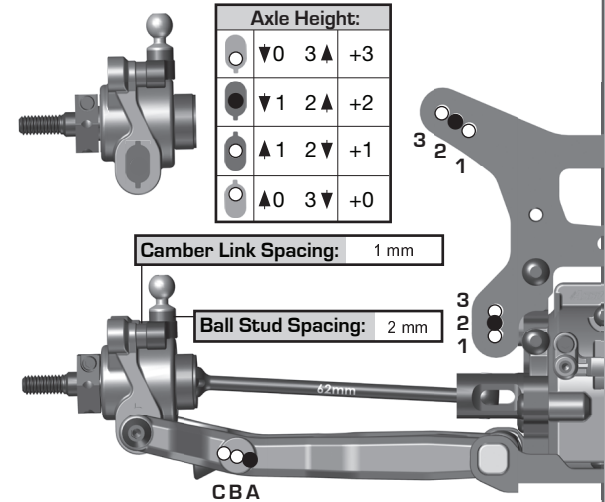


Arm Mount C: 1° 0.5°

Diff Height:
 +3
 +2
 +1
 0



Arm Mount D: 1° 0.5°



Electronics:

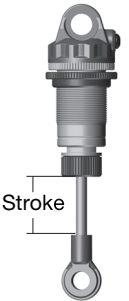
| | | | |
|-------------------|---|---------|---------------------|
| Radio: | Ko Propo | Servo: | #27100 Reedy RS1206 |
| EPA: Throttle: | 100 % | Brake: | 98 % |
| ESC: | #27004 Reedy Blackbox 510R | | |
| ESC Settings: | N/A | | |
| Motor: | #263 Reedy Sonic M3 | | |
| Wind: | 6.0T | Timing: | 24* |
| Pinion: | 19 | Spur: | 78 |
| Battery: | #27336 Reedy Zappers SG2 5800 mAh 80C 7.6v Shorty | | |
| Battery Position: | #1 (Forward) | | |

Differential:

| | | | |
|-----------------|--|-------|-----|
| Front Fluid: | 15k | Mass: | N/A |
| Gears: | Plastic <input type="checkbox"/> Metal <input checked="" type="checkbox"/> | | |
| Center Fluid: | N/A | Mass: | N/A |
| Gears: | Plastic <input type="checkbox"/> Metal <input type="checkbox"/> | | |
| Rear Fluid: | 10k | Mass: | N/A |
| Gears: | Plastic <input type="checkbox"/> Metal <input checked="" type="checkbox"/> | | |
| Slipper Clutch: | | | |
| Setting: | 3.5 mm Spring Gap | | |
| Pads: | 3 x #91197 LCF Slipper Pads | | |

Shocks:

| | Front | Rear |
|----------------|----------------------------------|----------------------------|
| Piston: | #91625 2 x 1.6 Flat Machined | #91621 2x1.6 Thin Machined |
| Fluid: | #5433 37.5 wt | #5426 27.5 wt |
| Spring: | #91836 Orange V2 | #91837 Green V2 |
| Limiters: | 0 mm In / 2 mm Out | 1 mm In / 4 mm Out |
| Stroke: | 23.9 mm | 28.4 mm |
| Eyelet Length: | Long | Long |
| Cup Offset: | 9 mm | 5 mm |
| Notes: | #91494 FT Machined Shock Spacers | |



Track Info:

| | |
|--------------|--|
| Size: | Small <input type="checkbox"/> Medium <input type="checkbox"/> Large <input checked="" type="checkbox"/> Extra Large <input type="checkbox"/> |
| Surface: | Dirt <input type="checkbox"/> Carpet <input type="checkbox"/> Astroturf <input type="checkbox"/> Multi Surface <input checked="" type="checkbox"/> |
| Traction: | Low <input type="checkbox"/> Medium <input type="checkbox"/> High <input type="checkbox"/> Very High <input type="checkbox"/> |
| Moisture: | Dry <input type="checkbox"/> Damp <input checked="" type="checkbox"/> Wet <input type="checkbox"/> |
| Condition: | Indoor <input type="checkbox"/> Outdoor <input checked="" type="checkbox"/> Dusty <input type="checkbox"/> Hard Packed <input type="checkbox"/> Bumpy <input checked="" type="checkbox"/> Grooved <input type="checkbox"/> Smooth <input type="checkbox"/> Loamy <input type="checkbox"/> |
| Temperature: | Ambient: 50F Track: 50F |
| Notes: | |

Tires:

| | |
|-----------------|--------------------------------------|
| Front Tires: | Schumacher 4wd Front Darts (Spec) |
| Front Compound: | Yellow |
| Front Insert: | Cragg Racing |
| Rear Tires: | Schumacher Darts (Spec) |
| Rear Compound: | Yellow |
| Rear Insert: | Cragg Racing |
| Wheel (F/R): | #92095 & #9695 Team Associated 12 mm |
| Notes: | |

Body, Wing, Weight:

| | |
|-----------------------|---|
| Body: | #92251 Team Associated B74 Lightweight (Kit) |
| Wing: | JConcepts Carpet |
| Front Wing: | Yes <input type="checkbox"/> No <input checked="" type="checkbox"/> |
| Wing Angle: | 0° <input type="checkbox"/> 6° <input checked="" type="checkbox"/> |
| Weights: | 20g Behind Motor |
| Total Vehicle Weight: | 1720 g |

Vehicle Comments:

Notes: #91569 & #91578 FT Fox Shock Bodies; #91643 & #91645 FT Chrome Shock Shafts; #1370 FT Clamping Servo Horn 25T, 15.5 mm