


Front Suspension:

Ride Height:	13 mm
Camber:	-2° (Tierod Gap = 21.4 mm)
Toe:	+1 (Tierod Gap = 19.6 mm)
Anti-Roll Bar:	1.6 mm
Arm Type:	#92129 Suspension Arm, Hard
Wheelbase Shim:	Behind Arm
Wheel Hex:	#91609 FT Clamping Wheel Hex, 5mm
Caster Block:	8° <input type="checkbox"/> 9° <input type="checkbox"/> 10° <input checked="" type="checkbox"/>
Chassis Brace:	Plastic <input checked="" type="checkbox"/> Carbon <input type="checkbox"/>
Top Plate Brace:	Yes <input checked="" type="checkbox"/> No <input type="checkbox"/>
Front Axles:	CVA <input type="checkbox"/> DCV <input checked="" type="checkbox"/>
Notes:	



Front Chassis Brace Screws:



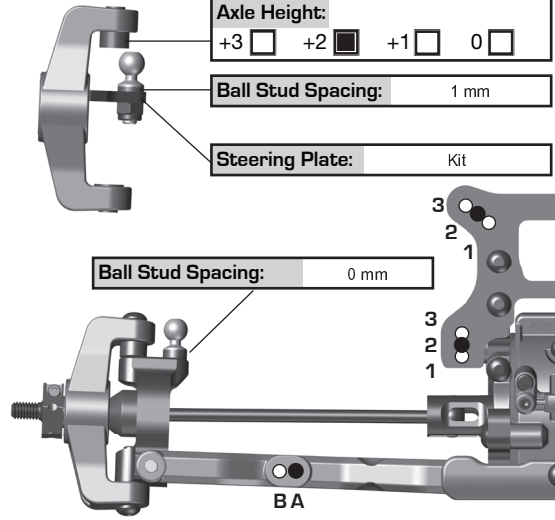
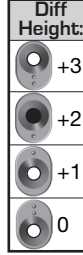
Arm Mount A: 1° 0.5°



Arm Mount B: 1° 0.5°




Ball Stud Spacing: 0 mm



Rear Suspension:

Ride Height:	13 mm
Camber:	-1 (Tierod Gap = 24.2 mm)
Anti-Roll Bar:	1.7 mm
Arm Type:	#92131 Suspension Arm, Hard
Wheelbase Shim:	In Front Of Arm
Wheel Hex:	#91609 FT Clamping Wheel Hex, 5mm
CVA Bone Length:	#92205 62 mm
Chassis Brace:	Plastic <input checked="" type="checkbox"/> Carbon <input type="checkbox"/>
Hub Spacing:	Fwd <input type="checkbox"/> Mid <input type="checkbox"/> Back <input checked="" type="checkbox"/>
Notes:	

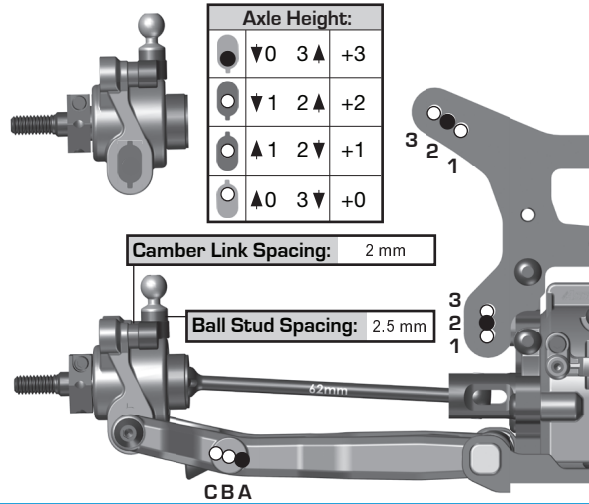
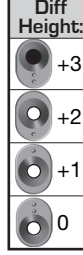
Rear Chassis Brace Screws:



Arm Mount C: 1° 0.5°



Arm Mount D: 1° 0.5°



Electronics:

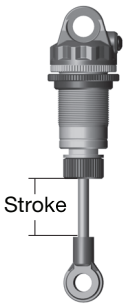
Radio:	Sanwa M12S	Servo:	#27114 Reedy RT2406
EPA: Throttle:	100 %	Brake:	98 %
ESC:	#27004 Reedy Blackbox 510R		
ESC Settings:	See Setup Sheet		
Motor:	#266 Reedy Sonic M3		
Wind:	4.5T	Timing:	10*
Pinion:	17	Spur:	78
Battery:	#27338 Reedy Zappers SG2 4100 mAh 80C 7.6v LP Shorty		
Battery Position:	#1 (Forward)		

Differential:

Front Fluid:	10k	Mass:	46.50g
Gears:	Plastic <input type="checkbox"/> Metal <input checked="" type="checkbox"/>		
Center Fluid:	N/A	Mass:	N/A
Gears:	Plastic <input type="checkbox"/> Metal <input type="checkbox"/>		
Rear Fluid:	10k	Mass:	46.50g
Gears:	Plastic <input type="checkbox"/> Metal <input checked="" type="checkbox"/>		
Slipper Clutch:			
Setting:	3.0 mm Spring Gap		
Pads:	3 x #91197 LCF Slipper Pads		

Shocks:

	Front	Rear
Piston:	#91625 1x1.5x1.6 Flat Machined	#91626 2x1.7 Flat Machined
Fluid:	47.5 Wt	35 wt
Spring:	#91835 Red V2	#91840 Blue V2
Limiters:	2 mm In / 3 mm Out	2 mm In / 2 mm Out
Stroke:	22.0 mm	27.5 mm
Eyelet Length:	Long	Long
Cup Offset:	9 mm	5 mm
Notes:	#91494 FT Machined Shock Spacers	



Track Info:

Size:	Small <input type="checkbox"/> Medium <input type="checkbox"/> Large <input checked="" type="checkbox"/> Extra Large <input type="checkbox"/>
Surface:	Dirt <input type="checkbox"/> Carpet <input type="checkbox"/> Astroturf <input checked="" type="checkbox"/> Multi Surface <input type="checkbox"/>
Traction:	Low <input type="checkbox"/> Medium <input type="checkbox"/> High <input type="checkbox"/> Very High <input checked="" type="checkbox"/>
Moisture:	Dry <input type="checkbox"/> Damp <input checked="" type="checkbox"/> Wet <input type="checkbox"/>
Condition:	Indoor <input checked="" type="checkbox"/> Outdoor <input type="checkbox"/> Dusty <input type="checkbox"/> Hard Packed <input type="checkbox"/> Bumpy <input type="checkbox"/> Grooved <input type="checkbox"/> Smooth <input checked="" type="checkbox"/> Loamy <input type="checkbox"/>
Temperature:	Ambient: 60F Track: 6F
Notes:	Double Layer Lowes Gray Carpet

Tires:

Front Tires:	JConcepts Swagger (Spec)
Front Compound:	Pink
Front Insert:	None
Rear Tires:	JConcepts Nessi (Spec)
Rear Compound:	Pink
Rear Insert:	JConcepts Open Cell
Wheel (F/R):	#92095 & #9695 Team Associated 12 mm
Notes:	

Body, Wing, Weight:

Body:	#92251 Team Associated B74 Lightweight (Kit)
Wing:	JConcepts Carpet
Front Wing:	Yes <input type="checkbox"/> No <input checked="" type="checkbox"/>
Wing Angle:	0° <input type="checkbox"/> 6° <input checked="" type="checkbox"/>
Weights:	
Total Vehicle Weight:	1650 g

Vehicle Comments:

Notes: #91569 & #91578 FT Fox Shock Bodies; #91643 & #91645 FT Chrome Shock Shafts; FT Titanium Screws Above Chassis; #1368 FT Clamping Servo Horn, 25T;