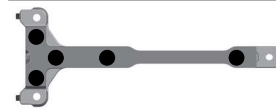


Front Suspension:

RESET

Ride Height:	16 mm
Camber:	-1*
Toe:	Tierod Gap = 19.7 mm
Anti-Roll Bar:	1.2 mm
Arm Type:	#922313 B74.2 Gullwing, Standard
Tower Type:	#92314 B74.2 Gullwing
Wheelbase Shim:	1 mm Behind Arm
Wheel Hex:	#91862 FT Clamping Hex, 4 mm
Caster Block:	8° <input type="checkbox"/> 9° <input checked="" type="checkbox"/> 10° <input type="checkbox"/>
Chassis Brace Support:	#92284 FT 2.0 mm Carbon
Top Plate Brace:	#92321 FT Top Plate
Front Axles:	CVA <input checked="" type="checkbox"/> DCV <input type="checkbox"/>
Notes:	Spindles Ground For More Steering Throw

Front Chassis Brace Screws:



Steering Rack:

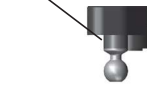


Axle Height:	+3 <input type="checkbox"/> +2 <input checked="" type="checkbox"/> +1 <input type="checkbox"/> 0 <input type="checkbox"/>
Ball Stud Spacing:	0 mm
Steering Plate:	#92305 Kit

Arm Mount A:



Ball Stud Spacing:



Ball Stud Spacing:

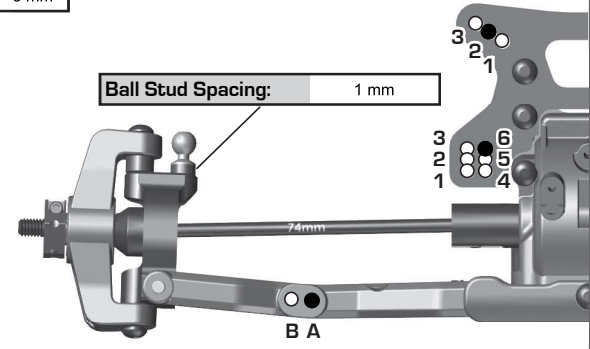
1 mm

Arm Mount B:



Diff Height:

+2	<input type="checkbox"/>
+0	<input checked="" type="checkbox"/>



Rear Suspension:

Ride Height:	16 mm
Camber:	-1*
Anti-Roll Bar:	1.3 mm
Arm Type:	#92130 B74, Standard
Wheelbase Shim:	2 mm In Front Of Arm
Wheel Hex:	#91609 FT Clamping Hex, 5 mm
Chassis Brace Support:	#92284 FT 2.0 mm Carbon
Hub Spacing:	Fwd <input type="checkbox"/> Mid <input checked="" type="checkbox"/> Back <input type="checkbox"/>
Notes:	

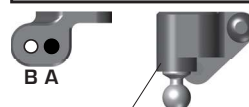
Rear Chassis Brace Screws:



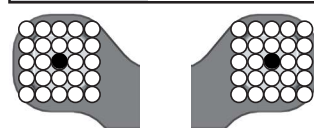
Diff Height:

+3	<input type="checkbox"/>
+2	<input type="checkbox"/>
+1	<input type="checkbox"/>
+0	<input checked="" type="checkbox"/>

Vertical Ball Stud Mount:



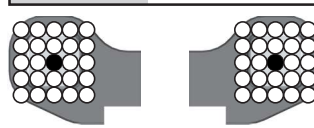
Arm Mount C:



Ball Stud Spacing:

2.5 mm

Arm Mount D:



Axle Height:

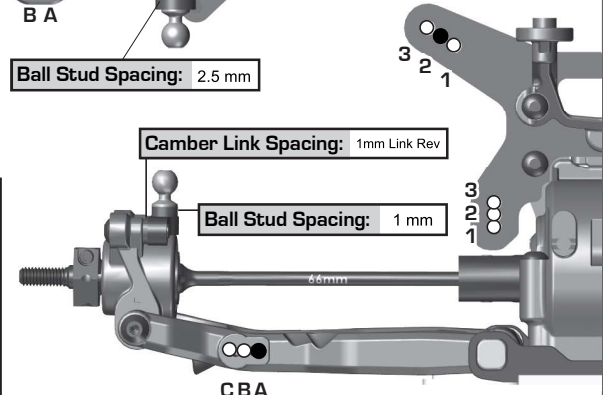
▼0 3▲	+3
▼1 2▲	+2
▲1 2▼	+1
▲0 3▼	+0

Camber Link Spacing:

1mm Link Rev

Ball Stud Spacing:

1 mm



Electronics:

Radio:	Futaba T10PX	Servo:	SB-2262
EPA: Throttle:	100 %	Brake:	96 %
ESC:	XR10 Pro G2		
ESC Settings:	N/A		
Motor / Wind:	6.0	Timing:	35*
Pinion:	#1338 FT 20T	Spur:	#92295, 78T
Battery:	Protek 4800		
Battery Position:	Back <input type="checkbox"/> 2 <input type="checkbox"/> 3 <input type="checkbox"/> 4 <input checked="" type="checkbox"/> Forward		
Battery Weight:	None		

Differential:

	Front	Center	Rear
Fluid:	#5455 FT 10k	#5463 FT 500k	#5454 FT 7k
Gears:	4 x LTC	4 x LTC	4 x LTC
Type:	Steel	Steel	Steel
Notes:			

Shocks:

	Front	Rear
Piston:	2 x 1.7	2 x 1.8
Thickness:	#91933 FT 2 mm	#91938 FT 2 mm
Fluid:	#5475 FT 37.5 wt	#5472 FT 30 wt
Spring:	#91944 Red	#91950 Blue
Limiters:	Int: 3 Ext: 0	Int: 0 Ext: 0
Stroke:	21.3 mm	29.0 mm
Eyelet Length:	+2 mm	+0 mm
Cup Offset:	5 mm	0 mm
Notes:	#91618 & #91620 FT Chrome Shock Shafts	



Track Info:

Size:	Small <input type="checkbox"/> Medium <input type="checkbox"/> Large <input type="checkbox"/> Extra Large <input checked="" type="checkbox"/>
Surface:	Dirt <input checked="" type="checkbox"/> Carpet <input type="checkbox"/> AstroTurf <input type="checkbox"/> Multi Surface <input type="checkbox"/>
Traction:	Low <input type="checkbox"/> Medium <input type="checkbox"/> High <input type="checkbox"/> Very High <input type="checkbox"/>
Moisture:	Dry <input type="checkbox"/> Damp <input type="checkbox"/> Wet <input checked="" type="checkbox"/>
Condition:	Indoor <input checked="" type="checkbox"/> Outdoor <input type="checkbox"/> Bumpy <input type="checkbox"/> Smooth <input checked="" type="checkbox"/>
Temperature:	Ambient: _____ Track: _____
Vehicle Comments:	

Tires:

Front Tires / Compound / Insert / Wheel:	JConcepts Smoothie 2s / Silver / JConcepts / JConcepts
Rear Tires / Compound / Insert / Wheel:	JConcepts Smoothie 2s / Silver / JConcepts / JConcepts
Notes:	SXT Baja 10 Min

Body, Wing, Weight:

Body:	JConcepts F2
Front Wing:	Yes <input type="checkbox"/> No <input checked="" type="checkbox"/>
Rear Wing:	JConcepts 7"
Wing Angle:	0° <input type="checkbox"/> 6° <input checked="" type="checkbox"/>
Wing Mount Height:	0 <input type="checkbox"/> -2 <input checked="" type="checkbox"/>
Total Vehicle Weight:	