


Front Suspension:

RESET

Ride Height:	17 mm
Camber:	-2°
Toe:	0°
Anti-Roll Bar:	1.2 mm
Arm Type:	#92328 FT Gullwing, Carbon
Tower Type:	#92314 Gullwing (Kit)
Wheelbase Shim:	0.5 mm Behind Arm
Wheel Hex:	#91609 FT Clamping Hex, 5mm (Kit)
Caster Block:	8° <input type="checkbox"/> 9° <input checked="" type="checkbox"/> 10° <input type="checkbox"/>
Chassis Brace Support:	#92283 FT Flex Carbon
Top Plate Brace:	None
Front Axles:	CVA <input checked="" type="checkbox"/> DCV <input type="checkbox"/>
Notes:	#92326 FT Gearbox, Carbon #92264 FT CVA Cup, Aluminum Spindles Ground For More Steering Throw

Front Chassis Brace Screws:



Steering Rack:

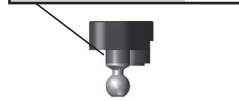


Axle Height:	+3 <input type="checkbox"/> +2 <input checked="" type="checkbox"/> +1 <input type="checkbox"/> 0 <input type="checkbox"/>
Ball Stud Spacing:	0 mm
Steering Plate:	FT +1

Arm Mount A:



Ball Stud Spacing:

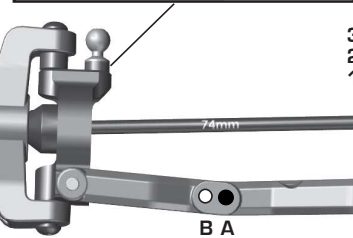


Arm Mount B:



Diff Height:	+2 <input type="checkbox"/>
	+0 <input checked="" type="checkbox"/>

Ball Stud Spacing:



Rear Suspension:

Ride Height:	17 mm
Camber:	-1°
Anti-Roll Bar:	1.3 mm
Arm Type:	#92130 B74, Standard
Wheelbase Shim:	1 mm Front / 1 mm Rear
Wheel Hex:	#71034 FT Clamping Hex, 6 mm
Chassis Brace Support:	#92283 FT Flex Carbon
Hub Spacing:	Fwd <input type="checkbox"/> Mid <input checked="" type="checkbox"/> Back <input type="checkbox"/>
Notes:	#92327 FT Gearbox, Carbon #92264 FT CVA Cup, Aluminum #92323 FT Vertical Rear Ballstud Mount Set

Rear Chassis Brace Screws:

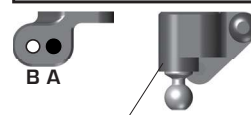


Diff Height:	+3 <input type="checkbox"/>
	+2 <input type="checkbox"/>
	+1 <input type="checkbox"/>
	+0 <input checked="" type="checkbox"/>

Arm Mount C:



Vertical Ball Stud Mount:

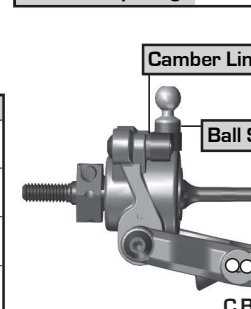


Arm Mount D:



Axle Height:	▼0 3▲ +3
	▼1 2▲ +2
	▲1 2▼ +1
	▲0 3▼ +0

Ball Stud Spacing:



Electronics:

Radio:	Sanwa M17 (5S / 5S)	Servo:	Reedy RT408
EPA: Throttle:	100 %	Brake:	95 %
ESC:	Reedy Blackbox 501R		
ESC Settings:	N/A		
Motor / Wind:	#27446 Reedy Sonic M4 / 5.5T	Timing:	20°
Pinion:	#1337 FT 19T	Spur:	#92295, 78T
Battery:	#27396 Reedy Zappers SG5 4800 LP		
Battery Position:	Back <input type="checkbox"/> 2 <input type="checkbox"/> 3 <input type="checkbox"/> 4 <input checked="" type="checkbox"/> Forward		
Battery Weight:	Battery Taped In		

Differential:

	Front	Center	Rear
Fluid:	#5447 FT 15k	350k	#5455 FT 10k
Gears:	4 x HTC	4 x HTC	2 x HTC
Type:	Plastic	Plastic	Metal
Notes:	#92076 Gear Diff Plastic Gears, HTC #92318 B74.2 Ring & Pinion Set, Molded		

Slipper Clutch:

Type:	N/A
# of Pads:	N/A
Setting:	N/A

Shocks:

	Front	Rear
Piston:	2 x 1.7	2 x 1.8 + 1 x 1.0
Thickness:	#91933 FT 2 mm	#91934 FT 2 mm
Fluid:	#5474 FT 35 wt	#5473 FT 32.5 wt
Spring:	#91943 Yellow	Kyosho 12mm Gold
Limiters:	Int: 0 Ext: 0	Int: 0 Ext: 1
Stroke:	21.3 mm	29.0 mm
Eyelet Length:	+4	-1
Cup Offset:	5 mm	0 mm
Notes:	#91616 #91620 FT Chrome Shock Shafts; 91494 FT Machined Shock Spacers	



Track Info:

Size:	Small <input type="checkbox"/> Medium <input type="checkbox"/> Large <input checked="" type="checkbox"/> Extra Large <input type="checkbox"/>
Surface:	Dirt <input type="checkbox"/> Carpet <input checked="" type="checkbox"/> AstroTurf <input type="checkbox"/> Multi Surface <input type="checkbox"/>
Traction:	Low <input type="checkbox"/> Medium <input type="checkbox"/> High <input type="checkbox"/> Very High <input type="checkbox"/>
Moisture:	Dry <input type="checkbox"/> Damp <input checked="" type="checkbox"/> Wet <input type="checkbox"/>
Condition:	Indoor <input checked="" type="checkbox"/> Outdoor <input type="checkbox"/> Bumpy <input type="checkbox"/> Smooth <input checked="" type="checkbox"/>
Temperature:	Ambient: 60 F Track: 55 F

Tires:

Front Tires / Compound / Insert / Wheel:	ProLine Bald Eagles / S3 / PL Closed Cell / Velocity
Rear Tires / Compound / Insert / Wheel:	ProLine Bald Eagles / S3 / PL Closed Cell / Velocity
Notes:	Glued Front Sidewalls PB Blaster

Body, Wing, Weight:

Body:	ProLine Axis (High Body)
Front Wing:	Yes <input type="checkbox"/> No <input checked="" type="checkbox"/>
Rear Wing:	#91741 B6 Wing
Wing Angle:	0° <input type="checkbox"/> 6° <input checked="" type="checkbox"/>
Wing Mount Height:	0 <input checked="" type="checkbox"/> -2 <input type="checkbox"/>
Total Vehicle Weight:	1617 g