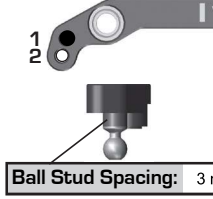


## Front Suspension:

**RESET**

Ride Height:	16 mm
Camber:	-1*
Toe:	+0.5* (Tierod Gap = 20.0 mm)
Anti-Roll Bar:	1.2 mm
Arm Type:	#92297 FT Front Arm, Carbon
Wheelbase Shim:	1 mm Behind Arm
Wheel Hex:	#91609 FT Clamping Hex, 5.0 mm
Caster Block:	8° <input checked="" type="checkbox"/> 9° <input type="checkbox"/> 10° <input type="checkbox"/>
Chassis Brace Support:	#92284 FT Carbon Fiber, 2mm
Top Plate Brace:	Yes <input type="checkbox"/> No <input checked="" type="checkbox"/>
Front Axles:	CVA <input checked="" type="checkbox"/> DCV <input type="checkbox"/>
Notes:	#91569 FT Fox Shock Bodies V2, 12x24 mm #92301 FT Gearbox, Carbon; #92300 FT Chassis Brace, Carbon Spindle Ground For More Steering Throw

### Front Chassis Brace Screws:



Axle Height:	+3 <input type="checkbox"/> +2 <input type="checkbox"/> +1 <input checked="" type="checkbox"/> 0 <input type="checkbox"/>
Ball Stud Spacing:	0 mm
Steering Plate:	#92272 Kit

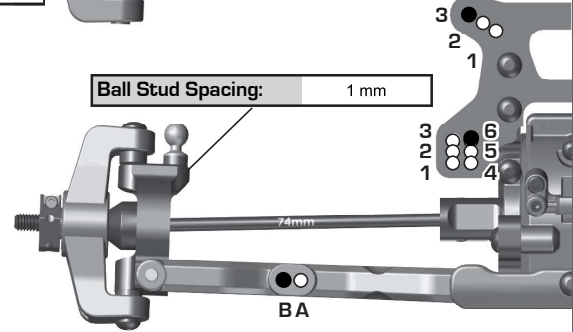
### Arm Mount A:



### Arm Mount B:



Diff Height:	+3 <input type="checkbox"/>
	+2 <input type="checkbox"/>
	+1 <input type="checkbox"/>
	0 <input type="checkbox"/>



## Rear Suspension:

Ride Height:	16 mm
Camber:	-1*
Anti-Roll Bar:	1.3 mm
Arm Type:	#92298 FT Suspension Arm, Carbon
Wheelbase Shim:	2 mm Behind Arm
Wheel Hex:	#91609 FT Clamping Wheel Hex, 5mm
CVA Bone Length:	#92212 66 mm w/ #92207 Axles
Chassis Brace Support:	#92284 FT Carbon Fiber, 2mm
Hub Spacing:	Fwd <input type="checkbox"/> Mid <input checked="" type="checkbox"/> Back <input type="checkbox"/>
Notes:	#92256 FT Rear Shock Tower, 31mm V2 #91578 FT Fox Shock Bodies V2, 12x31 mm #92301 FT Gearbox, Carbon; #92300 FT Chassis Brace, Carbon Camber Link Hub Tower Reversed


### Rear Chassis Brace Screws:



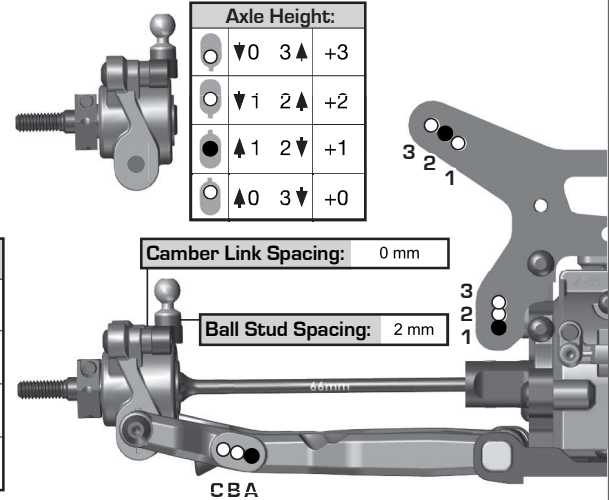
### Arm Mount C:



### Arm Mount D:



Diff Height:	+3 <input type="checkbox"/>
	+2 <input type="checkbox"/>
	+1 <input type="checkbox"/>
	0 <input type="checkbox"/>



## Electronics:


Radio:	Futaba 7PXR USLE	Servo:	Savox SB2262SG
EPA: Throttle:	100 %	Brake:	92 %
ESC:	Hobbywing XR10 G2 Pro		
ESC Settings:	N/A		
Motor:	Hobbywing		
Wind:	6.5T	Timing:	30*
Pinion:	#1337 FT 19T	Spur:	78T
Battery:	Protek 4600		
Battery Position:	BACK 1 <input checked="" type="checkbox"/> 2 <input type="checkbox"/> 3 <input type="checkbox"/> 4 <input type="checkbox"/> FWD		

## Differential:

Front Fluid:	20k	Mass:	N/A
Gears:	Plastic <input checked="" type="checkbox"/> Metal <input type="checkbox"/>		
Center Fluid:	500k	Mass:	N/A
Gears:	Plastic <input checked="" type="checkbox"/> Metal <input type="checkbox"/>		
Rear Fluid:	10k	Mass:	N/A
Gears:	Plastic <input checked="" type="checkbox"/> Metal <input type="checkbox"/>		
Slipper Clutch:	Setting: N/A		
Pad Type:	2 Pads <input type="checkbox"/> 3 Pads <input type="checkbox"/>		

## Shocks:

	Front	Rear
Piston:	#91627 2x1.7 Flat, Machined	#91629 2x1.8 Flat, Machined
Fluid:	#5434 FT 42.5 wt	#5433 FT 37.5 wt
Spring:	#91834 V2 Yellow	#91839 V2 Gray
Limiters:	1 mm In / 0 mm Out	0 mm In / 0 mm Out
Stroke:	21.5mm	28.5 mm
Eyelet Length:	Long	Short
Cup Offset:	5 mm	5 mm
Notes:	#91494 Machined Shock Spacers V2; #91493 FT X-Rings	



## Track Info:

Size:	Small <input type="checkbox"/> Medium <input type="checkbox"/> Large <input checked="" type="checkbox"/> Extra Large <input type="checkbox"/>
Surface:	Dirt <input type="checkbox"/> Carpet <input checked="" type="checkbox"/> AstroTurf <input type="checkbox"/> Multi Surface <input type="checkbox"/>
Traction:	Low <input type="checkbox"/> Medium <input type="checkbox"/> High <input type="checkbox"/> Very High <input checked="" type="checkbox"/>
Moisture:	Dry <input type="checkbox"/> Damp <input checked="" type="checkbox"/> Wet <input type="checkbox"/>
Condition:	Indoor <input checked="" type="checkbox"/> Outdoor <input type="checkbox"/> Dusty <input type="checkbox"/> Hard Packed <input checked="" type="checkbox"/> Bumpy <input type="checkbox"/> Grooved <input type="checkbox"/> Smooth <input checked="" type="checkbox"/> Loamy <input type="checkbox"/>
Temperature:	Ambient: 75°F Track: 75°F
Notes:	

## Tires:

Front Tires:	JConcepts Ellipse (Sanded Slicks)
Front Compound:	Silver
Front Insert:	JConcepts Dirt Tech
Rear Tires:	JConcepts Ellipse (Sanded Slicks)
Rear Compound:	Silver
Rear Insert:	JConcepts Dirt Tech
Wheel (F/R):	JConcepts #3327 22-4 Mono Front Wheel
Notes:	FDJ

## Body, Wing, Weight:

Body:	JConcepts S2
Wing:	JConcepts 7" Carpet
Front Wing:	Yes <input type="checkbox"/> No <input checked="" type="checkbox"/>
Wing Angle:	0° <input type="checkbox"/> 6° <input checked="" type="checkbox"/>
Weights:	#92259 FT Carbon Fiber ESC Weight
Total Vehicle Weight:	1613g

## Vehicle Comments:

Notes: #1368 FT Aluminum Servo Horn, 20 mm; #91618 & 91620 FT Chrome Shock Shafts; #92264 FT CVA Cup Center, Aluminum; Protek Carbon Fiber Side Guards