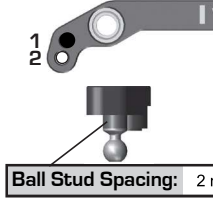


Front Suspension:

RESET

Ride Height:	12 mm
Camber:	-1*
Toe:	0*
Anti-Roll Bar:	1.8 mm
Arm Type:	#92128 Suspension Arm, Standard
Wheelbase Shim:	1 mm Behind Arm
Wheel Hex:	#91609 FT Clamping Wheel Hex, 5mm
Caster Block:	8° <input type="checkbox"/> 9° <input checked="" type="checkbox"/> 10° <input type="checkbox"/>
Chassis Brace Support:	#92255 Chassis Brace, G10 2.0 mm
Top Plate Brace:	Yes <input type="checkbox"/> No <input checked="" type="checkbox"/>
Front Axles:	CVA <input checked="" type="checkbox"/> DCV <input type="checkbox"/>
Notes:	#91569 FT Fox Shock Bodies V2, 12x24 mm #91618 FT Chrome Shock Shafts Spindle Ground For More Steering Throw

Front Chassis Brace Screws:



Axle Height:	+3 <input type="checkbox"/> +2 <input checked="" type="checkbox"/> +1 <input type="checkbox"/> 0 <input type="checkbox"/>
Ball Stud Spacing:	0 mm

Steering Plate:	#92272 RC10B74 Steering Block Arm
-----------------	-----------------------------------

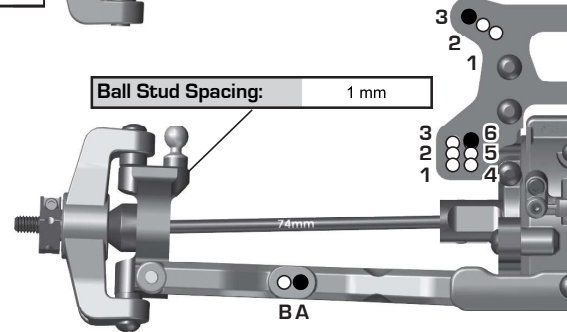
Arm Mount A:	1° <input checked="" type="checkbox"/> 0.5° <input type="checkbox"/>
--------------	----------------------------------------------------------------------



Arm Mount B:	1° <input checked="" type="checkbox"/> 0.5° <input type="checkbox"/>
--------------	----------------------------------------------------------------------



Diff Height:	+3 <input type="checkbox"/> +2 <input type="checkbox"/> +1 <input type="checkbox"/> 0 <input type="checkbox"/>
--------------	----------------------------------------------------------------------------------------------------------------



Rear Suspension:

Ride Height:	12 mm
Camber:	-1*
Anti-Roll Bar:	1.8 mm
Arm Type:	#92130 Suspension Arm, Standard
Wheelbase Shim:	2 mm In Front Of Arm
Wheel Hex:	#91609 FT Clamping Wheel Hex, 5mm
CVA Bone Length:	#92212 66 mm w/ #92207 Axles
Chassis Brace Support:	#92255 Chassis Brace, G10 2.0 mm
Hub Spacing:	Fwd <input type="checkbox"/> Mid <input type="checkbox"/> Back <input checked="" type="checkbox"/>
Notes:	#91577 FT Fox Shock Bodies V2, 12x27.5 mm #91620 FT Chrome Shock Shafts


Rear Chassis Brace Screws:



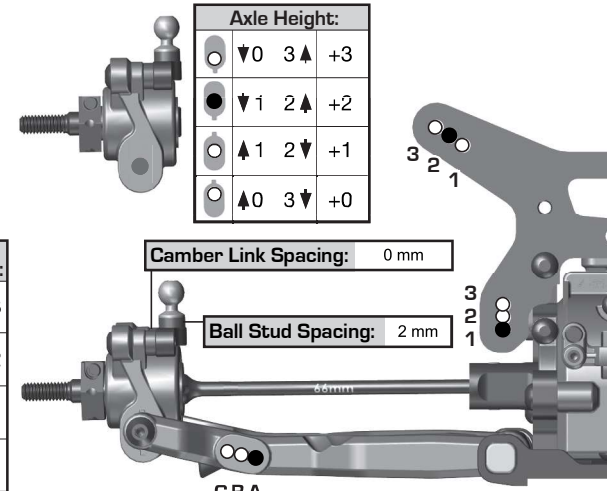
Arm Mount C:	1° <input type="checkbox"/> 0.5° <input checked="" type="checkbox"/>
--------------	----------------------------------------------------------------------



Arm Mount D:	1° <input type="checkbox"/> 0.5° <input type="checkbox"/>
--------------	-----------------------------------------------------------



Diff Height:	+3 <input type="checkbox"/> +2 <input type="checkbox"/> +1 <input type="checkbox"/> 0 <input type="checkbox"/>
--------------	----------------------------------------------------------------------------------------------------------------



Electronics:


Radio:	Futaba 4PKR	Servo:	#27109 Reedy RT1408
EPA: Throttle:	100 %	Brake:	96 %
ESC:	#27004 Reedy Blackbox 510R		
ESC Settings:	See Setup Sheet		
Motor:	Reedy Sonic M4		
Wind:	#27451 5.0T	Timing:	25*
Pinion:	#1337 FT 19T	Spur:	78T
Battery:	#27365 Reedy Zappers SG4 4100 mAh 85C 7.6v Shorty (Taped In)		
Battery Position:	BACK 1 <input type="checkbox"/> 2 <input type="checkbox"/> 3 <input type="checkbox"/> 4 <input checked="" type="checkbox"/> FWD		

Differential:

Front Fluid:	#5455 FT 10k	Mass:	N/A
Gears:	Plastic <input checked="" type="checkbox"/> Metal <input type="checkbox"/>		
Center Fluid:	N/A	Mass:	N/A
Gears:	Plastic <input checked="" type="checkbox"/> Metal <input type="checkbox"/>		
Rear Fluid:	#5455 FT 10k	Mass:	N/A
Gears:	Plastic <input checked="" type="checkbox"/> Metal <input type="checkbox"/>		
Slipper Clutch:	Setting: Front Tires Almost Pull Off The Ground		
Pad Type:	2 Pads <input checked="" type="checkbox"/> 3 Pads <input type="checkbox"/>		

Shocks:

	Front	Rear
Piston:	#91896 2x1.6 Medium Flat	#91897 2x1.7 Medium Flat
Fluid:	#5438 FT 47.5 wt	#5432 FT 32.5 wt
Spring:	#91835 Red V2	#91840 Blue V2
Limiters:	0 mm In / 3 Out	0 mm In / 0 mm Out
Stroke:	23.5 mm	28.0 mm
Eyelet Length:	Long	Short
Cup Offset:	9 mm	0 mm
Notes:	#91494 FT Machined Shock Spacers; #91493 FT X-Rings	



Track Info:

Size:	Small <input type="checkbox"/> Medium <input checked="" type="checkbox"/> Large <input type="checkbox"/> Extra Large <input type="checkbox"/>
Surface:	Dirt <input type="checkbox"/> Carpet <input type="checkbox"/> Astroturf <input checked="" type="checkbox"/> Multi Surface <input type="checkbox"/>
Traction:	Low <input type="checkbox"/> Medium <input type="checkbox"/> High <input type="checkbox"/> Very High <input type="checkbox"/>
Moisture:	Dry <input checked="" type="checkbox"/> Damp <input type="checkbox"/> Wet <input type="checkbox"/>
Condition:	Indoor <input checked="" type="checkbox"/> Outdoor <input type="checkbox"/> Dusty <input type="checkbox"/> Hard Packed <input type="checkbox"/> Bumpy <input type="checkbox"/> Grooved <input type="checkbox"/> Smooth <input checked="" type="checkbox"/> Loamy <input type="checkbox"/>
Temperature:	Ambient: 65°F Track: 65°F
Notes:	

Tires:

Front Tires:	Pro-Line Prizm
Front Compound:	Z4
Front Insert:	Pro-Line Open Cell 1/2 Rear
Rear Tires:	Pro-Line Prizm
Rear Compound:	Z4
Rear Insert:	Pro-Line Open Cell
Wheel (F/R):	Pro-Line Wide Velocity Front / Pro-Line Velocity Rear
Notes:	

Body, Wing, Weight:

Body:	ProLine Axis
Wing:	#91741 Team Associated B6 Wing
Front Wing:	Yes <input type="checkbox"/> No <input checked="" type="checkbox"/>
Wing Angle:	0° <input type="checkbox"/> 6° <input checked="" type="checkbox"/>
Weights:	
Total Vehicle Weight:	1655g

Vehicle Comments:

Notes: #1368 FT Aluminum Clamping Servo Horn 25T, 20mm; #27423 Reedy HV Motor Fan; FT Titanium Turnbuckles; Battery Posts & ESC Tray Removed To Reduce Weight