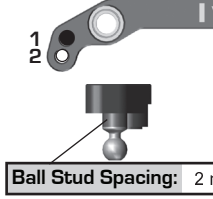


Front Suspension:

RESET

Ride Height:	17 mm
Camber:	-1*
Toe:	0* (Tierod Gap = 20.55 mm)
Anti-Roll Bar:	1.2 mm
Arm Type:	#92129 Suspension Arm, Hard
Wheelbase Shim:	1 mm Behind Arm
Wheel Hex:	#91862 FT Clamping Wheel Hex, 4 mm
Caster Block:	8° <input type="checkbox"/> 9° <input type="checkbox"/> 10° <input checked="" type="checkbox"/>
Chassis Brace Support:	#92255 G10 Chassis Brace Set, 2+
Top Plate Brace:	Yes <input checked="" type="checkbox"/> No <input type="checkbox"/>
Front Axles:	CVA <input checked="" type="checkbox"/> DCV <input type="checkbox"/>
Notes:	#91681 RC10B6 Caster Block Hat Bushings, 1.5 mm #91484 Shock Bodies V2, 12x24 mm

Front Chassis Brace Screws:



Axle Height:	+3 <input type="checkbox"/> +2 <input type="checkbox"/> +1 <input type="checkbox"/> 0 <input type="checkbox"/>
--------------	--

Ball Stud Spacing:	0 mm
--------------------	------

Steering Plate:	#92272 Kit
-----------------	------------

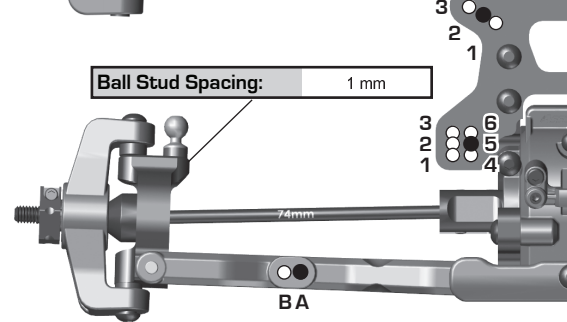
Arm Mount A:	1° <input checked="" type="checkbox"/> 0.5° <input type="checkbox"/>
--------------	--



Arm Mount B:	1° <input checked="" type="checkbox"/> 0.5° <input type="checkbox"/>
--------------	--



Diff Height:	+3 <input type="checkbox"/> +2 <input type="checkbox"/> +1 <input type="checkbox"/> 0 <input type="checkbox"/>
--------------	--



Rear Suspension:

Ride Height:	17 mm
Camber:	-1*
Anti-Roll Bar:	1.3 mm
Arm Type:	#92131 Suspension Arm, Hard
Wheelbase Shim:	2 mm Behind Arm
Wheel Hex:	#91609 FT Clamping Wheel Hex, 5mm
CVA Bone Length:	#92212 66 mm w/ #92207 Axles
Chassis Brace Support:	#92255 G10 Chassis Brace Set, 2+
Hub Spacing:	Fwd <input type="checkbox"/> Mid <input type="checkbox"/> Back <input checked="" type="checkbox"/>
Notes:	#92256 FT Rear Shock Tower, 31mm V2 #91482 Shock Bodies V2, 12x31 mm

Rear Chassis Brace Screws:



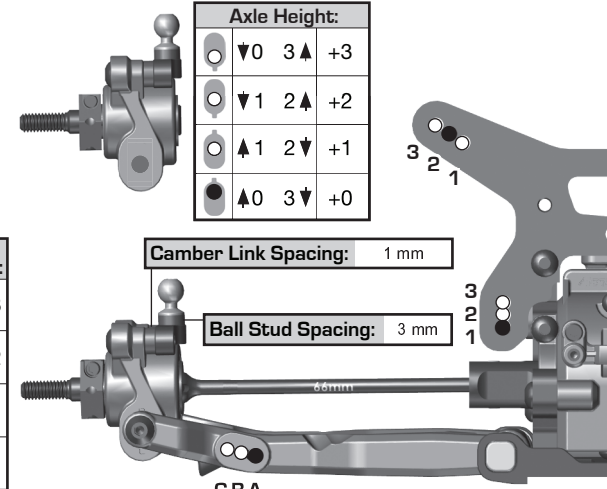
Arm Mount C:	1° <input type="checkbox"/> 0.5° <input type="checkbox"/>
--------------	---



Arm Mount D:	1° <input type="checkbox"/> 0.5° <input type="checkbox"/>
--------------	---



Diff Height:	+3 <input type="checkbox"/> +2 <input type="checkbox"/> +1 <input type="checkbox"/> 0 <input type="checkbox"/>
--------------	--



Electronics:

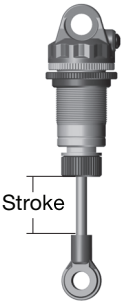
Radio:	Sanwa M12S	Servo:	#27101 Reedy RT1508
EPA: Throttle:	96 %	Brake:	95 %
ESC:	#27004 Reedy Blackbox 510R		
ESC Settings:	See Baseline Setup		
Motor:	Reedy Sonic M4		
Wind:	#27444 6.5T	Timing:	24*
Pinion:	#1338 FT 20T	Spur:	78T
Battery:	#27347 Reedy Zappers SG3 6100 mAh 85C 7.6v Shorty		
Battery Position:	BACK 1 <input type="checkbox"/> 2 <input type="checkbox"/> 3 <input checked="" type="checkbox"/> 4 <input type="checkbox"/> FWD		

Differential:

Front Fluid:	15k	Mass:	N/A
Gears:	Plastic <input checked="" type="checkbox"/> Metal <input type="checkbox"/>		
Center Fluid:	500k	Mass:	N/A
Gears:	Plastic <input checked="" type="checkbox"/> Metal <input type="checkbox"/>		
Rear Fluid:	15k	Mass:	N/A
Gears:	Plastic <input checked="" type="checkbox"/> Metal <input type="checkbox"/>		
Slipper Clutch:	Setting: N/A		
Pad Type:	2 Pads <input type="checkbox"/> 3 Pads <input type="checkbox"/>		

Shocks:

	Front	Rear
Piston:	#91626 2 x 1.6 Flat	#91627 1 x 1.7 + 1 x 1.8
Fluid:	#5434 FT 42.5 wt	#5429 FT 35 wt
Spring:	#91834 V2 Yellow	#91840 V2 Blue
Limiters:	1 mm In / 0 mm Out	0 mm In / 0 mm Out
Stroke:	23.0 mm	27.5 mm
Eyelet Length:	Short	Short
Cup Offset:	9 mm	5 mm
Notes:	#91494 FT Machined Shock Spacers; #91493 FT X-Rings	



Track Info:

Size:	Small <input type="checkbox"/> Medium <input type="checkbox"/> Large <input type="checkbox"/> Extra Large <input checked="" type="checkbox"/>
Surface:	Dirt <input checked="" type="checkbox"/> Carpet <input type="checkbox"/> AstroTurf <input type="checkbox"/> Multi Surface <input type="checkbox"/>
Traction:	Low <input type="checkbox"/> Medium <input type="checkbox"/> High <input type="checkbox"/> Very High <input type="checkbox"/>
Moisture:	Dry <input type="checkbox"/> Damp <input type="checkbox"/> Wet <input checked="" type="checkbox"/>
Condition:	Indoor <input checked="" type="checkbox"/> Outdoor <input type="checkbox"/> Dusty <input type="checkbox"/> Hard Packed <input checked="" type="checkbox"/> Bumpy <input type="checkbox"/> Grooved <input checked="" type="checkbox"/> Smooth <input type="checkbox"/> Loamy <input type="checkbox"/>
Temperature:	Ambient: 80°F Track: 80°F
Notes:	

Tires:

Front Tires:	JConcepts Ellipse
Front Compound:	Silver
Front Insert:	JConcepts Dirt Tech
Rear Tires:	JConcepts Ellipse
Rear Compound:	Silver
Rear Insert:	JConcepts Dirt Tech
Wheel (F/R):	JConcepts 22-4 / #9695 Team Associated
Notes:	Sidewalls Glued / Liquid Wrench Penetrating Oil

Body, Wing, Weight:

Body:	#92251 Team Associated Kit (Lightweight)
Wing:	#91741 Team Associated B6 Wing (Kit)
Front Wing:	Yes <input type="checkbox"/> No <input checked="" type="checkbox"/>
Wing Angle:	0° <input type="checkbox"/> 6° <input checked="" type="checkbox"/>
Weights:	
Total Vehicle Weight:	1730g

Vehicle Comments:

Notes: #92247 Plastic 20mm Servo Horn; #91618 & 91620 FT Chrome Shock Shafts; #27423 Reedy HV Motor Fan; Metal Sun Gears In Diffs