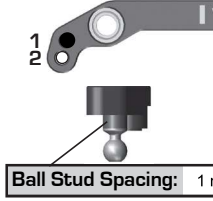


Front Suspension:

RESET

Ride Height:	11 mm
Camber:	-2
Toe:	1* Toe Out
Anti-Roll Bar:	2.0 mm
Arm Type:	#92128 Standard
Wheelbase Shim:	1 mm Behind Arm
Wheel Hex:	#91609 FT Clamping Hex, 5.0 mm
Caster Block:	8° <input type="checkbox"/> 9° <input checked="" type="checkbox"/> 10° <input type="checkbox"/>
Chassis Brace Support:	#92255 G10
Top Plate Brace:	Yes <input type="checkbox"/> No <input checked="" type="checkbox"/>
Front Axles:	CVA <input type="checkbox"/> DCV <input checked="" type="checkbox"/>
Notes:	

Front Chassis Brace Screws:



Axle Height:	+3 <input type="checkbox"/> +2 <input type="checkbox"/> +1 <input type="checkbox"/> 0 <input type="checkbox"/>
Ball Stud Spacing:	0 mm
Steering Plate:	#92272 Kit

Arm Mount A: 1° 0.5°



Diff Height:

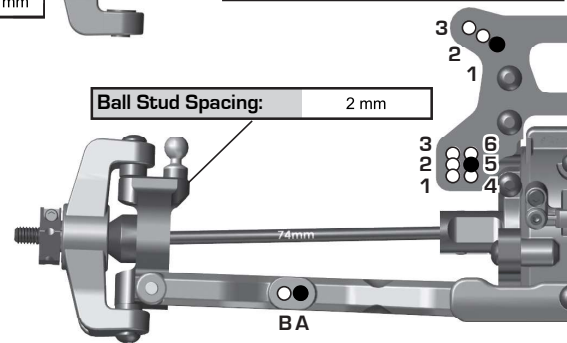
+3

+2

+1

0

Arm Mount B: 1° 0.5°



Rear Suspension:

Ride Height:	11 mm
Camber:	-2*
Anti-Roll Bar:	2.0 mm
Arm Type:	#92130 Standard
Wheelbase Shim:	2 mm In Front Of Arm
Wheel Hex:	#91609 FT Clamping Hex, 5.0 mm
CVA Bone Length:	#92212 66 mm
Chassis Brace Support:	#92255 G10
Hub Spacing:	Fwd <input type="checkbox"/> Mid <input checked="" type="checkbox"/> Back <input type="checkbox"/>
Notes:	

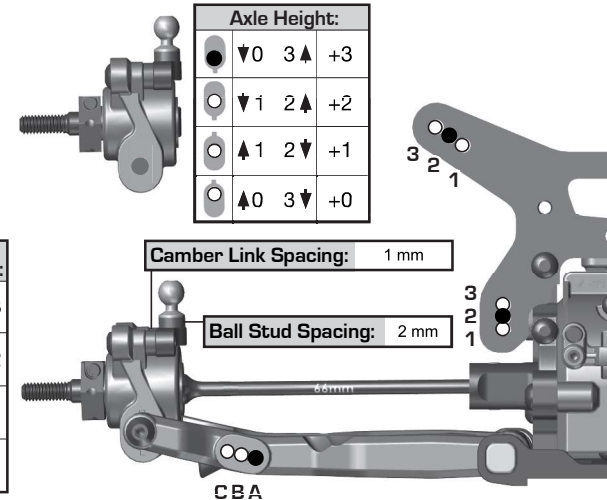
Rear Chassis Brace Screws:



Arm Mount C: 1° 0.5°



Arm Mount D: 1° 0.5°



Electronics:

Radio:	Sanwa M17	Servo:	Savox SC-1258
EPA: Throttle:	100 %	Brake:	100 %
ESC:	Muchmore Pro Fleta V2		
ESC Settings:	N/A		
Motor:	Muchmore		
Wind:	13.5T ROAR	Timing:	46*
Pinion:	#1345 FT 27T	Spur:	#92294 Octalock 75T
Battery:	Muchmore 4200		
Battery Position:	BACK 1 <input type="checkbox"/> 2 <input type="checkbox"/> 3 <input type="checkbox"/> 4 <input checked="" type="checkbox"/> FWD		

Differential:

Front Fluid:	#5455 FT 10K	Mass:	N/A
Gears:	Plastic <input checked="" type="checkbox"/> Metal <input type="checkbox"/>		
Center Fluid:	N/A	Mass:	N/A
Gears:	Plastic <input type="checkbox"/> Metal <input type="checkbox"/>		
Rear Fluid:	#5455 FT 10K	Mass:	N/A
Gears:	Plastic <input checked="" type="checkbox"/> Metal <input type="checkbox"/>		
Slipper Clutch:			
Setting:	Vision Slipper Eliminator		
Pad Type:	2 Pads <input type="checkbox"/> 3 Pads <input type="checkbox"/>		

Shocks:

	Front	Rear
Piston:	#91626 FT 2 x 1.6, Flat	#91627 FT 2 x 1.7, Flat
Fluid:	Muchmore 750 CST	Muchmore 550 CST
Spring:	#91834 Yellow	#91940 Blue
Limiters:	0 In / 2 mm Out	0 In / 1 mm Out
Stroke:	22 mm (Limiters Not Included)	27.5 mm (Limiters Not Included)
Eyelet Length:	+2 mm	+2 mm
Cup Offset:	9 mm	0 mm
Notes:	#91494 FT Machined Shock Spacers; #91493 FT X-Rings	



Track Info:

Size:	Small <input type="checkbox"/> Medium <input type="checkbox"/> Large <input type="checkbox"/> Extra Large <input checked="" type="checkbox"/>
Surface:	Dirt <input type="checkbox"/> Carpet <input type="checkbox"/> Astroturf <input checked="" type="checkbox"/> Multi Surface <input type="checkbox"/>
Traction:	Low <input type="checkbox"/> Medium <input type="checkbox"/> High <input type="checkbox"/> Very High <input type="checkbox"/>
Moisture:	Dry <input type="checkbox"/> Damp <input checked="" type="checkbox"/> Wet <input type="checkbox"/>
Condition:	Indoor <input checked="" type="checkbox"/> Outdoor <input type="checkbox"/> Dusty <input type="checkbox"/> Hard Packed <input type="checkbox"/>
	Bumpy <input type="checkbox"/> Grooved <input type="checkbox"/> Smooth <input type="checkbox"/> Loamy <input type="checkbox"/>
Temperature:	Ambient: 65F Track: 65F
Notes:	

Tires:

Front Tires:	JConcepts Swagger
Front Compound:	Pink
Front Insert:	None
Rear Tires:	JConcepts Nessi
Rear Compound:	Pink
Rear Insert:	JConcepts Open Cell
Wheel (F/R):	JConcepts Mono Wide Front / JConcepts Mono Rear
Notes:	

Body, Wing, Weight:

Body:	JConcepts F2
Wing:	JConcepts
Front Wing:	Yes <input type="checkbox"/> No <input checked="" type="checkbox"/>
Wing Angle:	0° <input type="checkbox"/> 6° <input checked="" type="checkbox"/>
Weights:	
Total Vehicle Weight:	1618g

Vehicle Comments:

Notes: