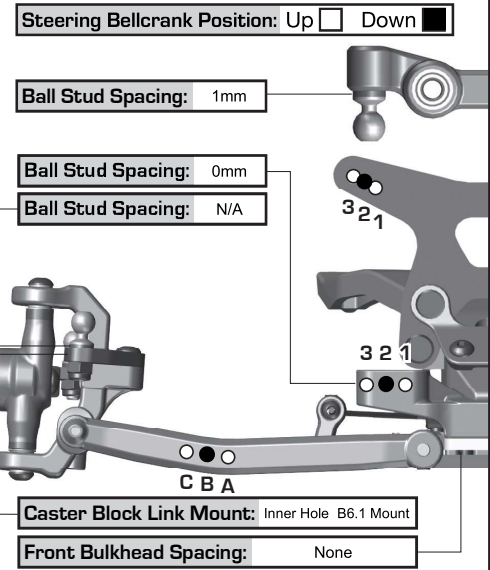
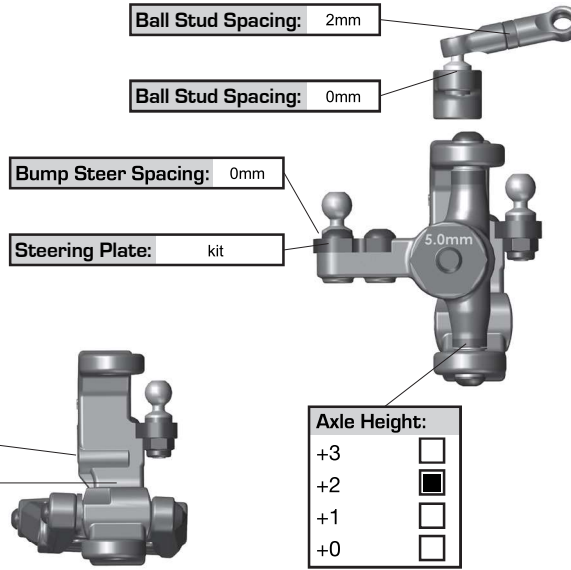


Front Suspension:

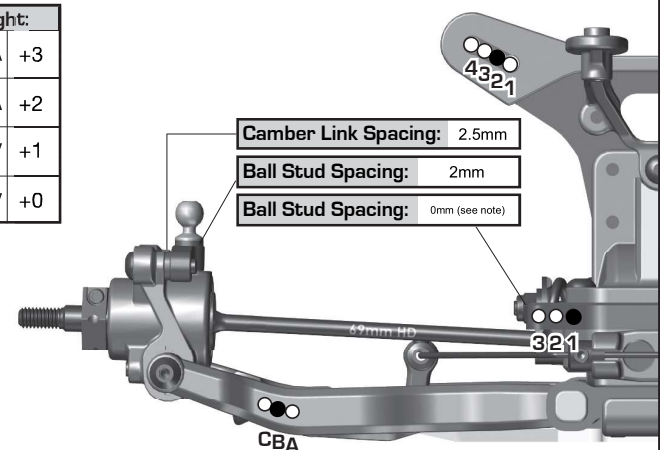
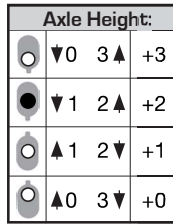
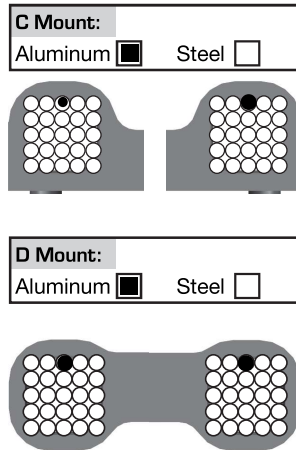
Reset Forms

Ride Height:	16mm
Camber:	-2
Toe:	+1
Anti-Roll Bar:	0.9mm
Arm Type:	#92411 FT Carbon
Tower Type:	Kit
Wheel Hex:	Kit 5mm
Steering Block KPI:	B6.1 Caster And Steering Block
Caster Block Insert:	0 <input type="checkbox"/> +2.5 <input checked="" type="checkbox"/> +5 <input type="checkbox"/>
Bulkhead Type:	#92437 FT +/- 2.5, Aluminum
Kick-Up Angle:	-2.5 <input type="checkbox"/> 0 <input type="checkbox"/> +2.5 <input checked="" type="checkbox"/>
Steering Stop Spacing:	3 turns out from bottom
Caster Block Spacing:	Fwd <input checked="" type="checkbox"/> Back <input type="checkbox"/>
Notes:	#91983 FT Steering Bellcranks, Aluminum 4 trail steering block



Rear Suspension:

Ride Height:	16mm
Camber:	-2
Anti-Roll Bar:	1.0mm
Arm Type:	#92409 FT Carbon
Tower Type:	JConcepts -2mm
Arm Spacing:	Fwd <input type="checkbox"/> Mid <input checked="" type="checkbox"/> Back <input type="checkbox"/>
Wheel Hex:	6mm
Hub Type:	Std <input checked="" type="checkbox"/> HRC <input type="checkbox"/>
Hub Spacing:	Fwd <input type="checkbox"/> Mid <input checked="" type="checkbox"/> Back <input type="checkbox"/>
Drive Shaft:	CVA's <input checked="" type="checkbox"/> Universals <input type="checkbox"/>
Notes:	#92477 FT +2mm Ballstud Mount *if using kit mount, ball stud spacing 2mm on inner camber link mount



Electronics:

Radio:	M17	Servo:	Reedy RT2007A
EPA: Throttle:	100 %	Brake:	88 %
ESC:	Reedy 610R		
ESC Settings:			
Motor / Wind:	Reedy 7.0 DE	Timing:	20
Pinion:	23	Spur:	78
Battery Mount:	Std <input checked="" type="checkbox"/> Offset <input type="checkbox"/>		
Battery:	#27607 Reedy	Weight:	#27355 Reedy Battery Weight, 20g
Notes:			

Drivetrain:

Differential:	Ball Diff: <input checked="" type="checkbox"/>		
Height:	2	Gear Diff:	<input type="checkbox"/>
Diff Setting:	#91918 FT Diff Decoder = 290		
Notes:			

Slipper Clutch:

Type:	#92286
# of Pads:	2
Setting:	Tires lift 2 inches
Notes:	

Shocks:

	Front	Rear
Piston:	3 x 1.6	3 x 1.7
Thickness:	2.5	2.5
Fluid:	#5473 FT 32.5wt	#5472 FT 30wt
Spring:	1Up Blue	#91948 13mm White
Limiters:	Int: 1 Ext: 0	Int: 0 Ext: 0
Stroke:	22.0 mm	28.3 mm
Eyelet:	+2	+2
Cup Offset:	0 <input type="checkbox"/> +5 <input checked="" type="checkbox"/> +9 <input type="checkbox"/>	0 <input type="checkbox"/> +5 <input checked="" type="checkbox"/> +9 <input type="checkbox"/>
Kashima Bodies:	<input type="checkbox"/>	Chrome Shafts: <input checked="" type="checkbox"/> Machined Spacers: <input checked="" type="checkbox"/>
Notes:		



Track Info:

Size:	Large
Surface:	Sealed Clay
Traction:	Very High
Moisture:	None
Condition:	Rubber Groove
Temperature:	70F
Notes:	

Tires:

Front Tires:	JConcepts Smoothie2 Thick Sidewall
Front Compound:	Silver
Front Insert:	JConcepts Dirt Tech
Rear Tires:	JConcepts Smoothie2
Rear Compound:	Silver
Rear Insert:	JConcepts Dirt Tech
Wheel (F/R):	JConcepts Mono
Notes:	Glue front outer sidewall

Body, Weight:

Body:	JConcepts S2
Front Wing:	JConcepts Upper
Rear Wing:	JConcepts 7"
Wing Angle:	0° <input type="checkbox"/> 3° <input type="checkbox"/> 6° <input checked="" type="checkbox"/>
Chassis Length:	#92400 B7 Kit
Servo Weights:	None
Electronic Weights:	#91976 FT Aluminum
Total Vehicle Weight:	N/A

Vehicle Comments:

Notes: