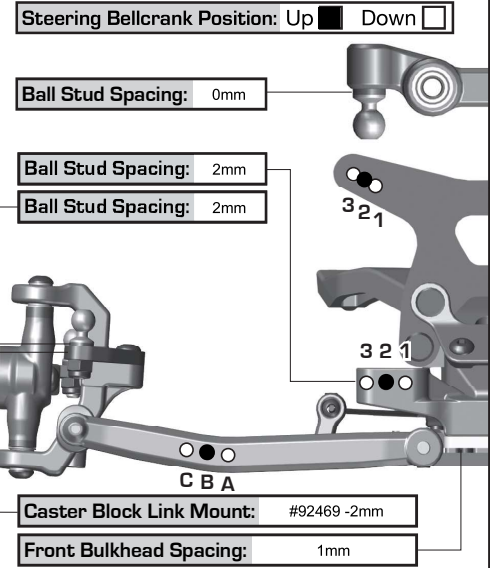
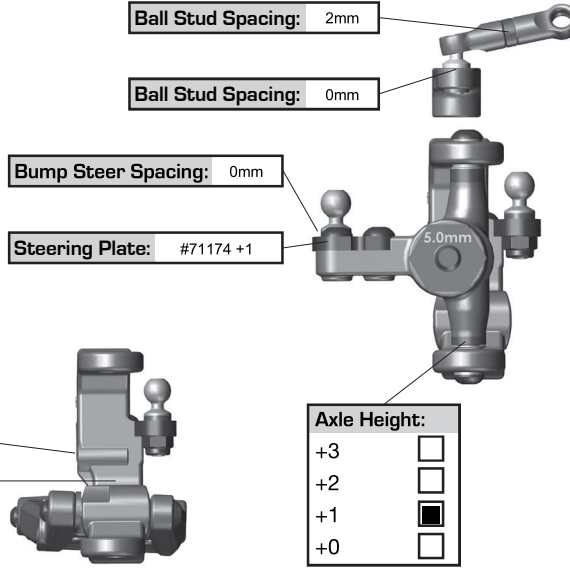


Front Suspension:

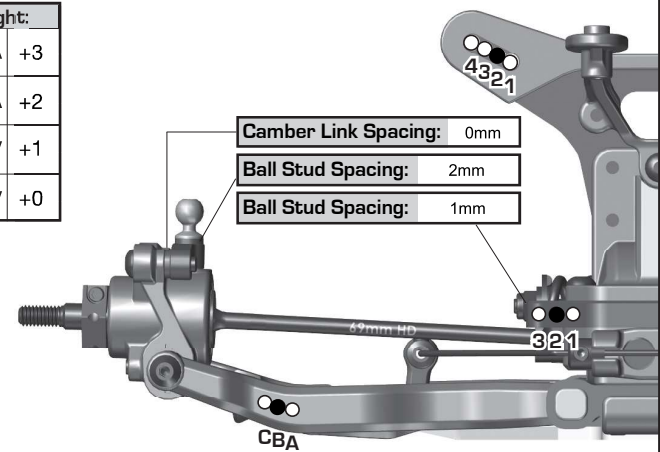
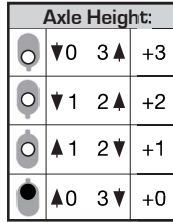
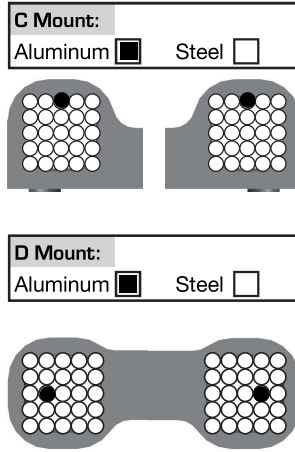
Reset Forms

Ride Height:	18.5mm
Camber:	-2°
Toe:	Tierod Gap = 27.94mm
Anti-Roll Bar:	None
Arm Type:	#92411 FT Carbon
Tower Type:	#92430 Kit
Wheel Hex:	#91609 FT Clamping, 5.0mm
Steering Block KPI:	#92415 FT Carbon - 4 Trail / KPI 3
Caster Block Insert:	0 <input type="checkbox"/> +2.5 <input type="checkbox"/> +5 <input type="checkbox"/>
Bulkhead Type:	#92437 FT +/- 2.5°, Aluminum
Kick-Up Angle:	-2.5 <input type="checkbox"/> 0 <input type="checkbox"/> +2.5 <input checked="" type="checkbox"/>
Steering Stop Spacing:	0mm
Caster Block Spacing:	Fwd <input checked="" type="checkbox"/> Back <input type="checkbox"/>
Notes:	#92404 FT Top Plate & Ballstud Mount #71181 FT Hex Adapter Front Axles, Titanium



Rear Suspension:

Ride Height:	18mm
Camber:	-1.5°
Anti-Roll Bar:	None
Arm Type:	#92409 FT Carbon
Tower Type:	#92431 Kit
Arm Spacing:	Fwd <input type="checkbox"/> Mid <input checked="" type="checkbox"/> Back <input type="checkbox"/>
Wheel Hex:	#91609 FT Clamping, 5.0mm
Hub Type:	Std <input checked="" type="checkbox"/> HRC <input type="checkbox"/> #92413 FT Carbon
Hub Spacing:	Fwd <input checked="" type="checkbox"/> Mid <input type="checkbox"/> Back <input type="checkbox"/>
Drive Shaft:	CVA's <input checked="" type="checkbox"/> Universals <input type="checkbox"/>
Notes:	



Electronics:

Radio:	Sanwa M7	Servo:	R1Wurks
EPA: Throttle:	100 %	Brake:	N/A %
ESC:	R1Wurks Super Stock		
ESC Settings:	See Setup Sheet		
Motor / Wind:	R1 17.5T	Timing:	48°
Pinion:	32T	Spur:	#92293 Octalock 72T
Battery Mount:	Std <input checked="" type="checkbox"/> Offset <input type="checkbox"/>		
Battery:	R1 6400 mAh	Weight:	None
Notes:			

Drivetrain:

Differential:	Ball Diff: <input checked="" type="checkbox"/>		
Height:	1	Gear Diff:	<input type="checkbox"/>
Diff Setting:	#91918 FT Diff Decoder = 215		
Notes:			
Slipper Clutch:			
Type:	#92450 & 91803 Kit		
# of Pads:	#92286 FT Octalock 19mm LCF x 2		
Setting:	Very Tight		
Notes:			

Shocks:

	Front	Rear
Piston:	1 x 1.5 + 2 x 1.6	3 x 1.7
Thickness:	#91931 2.5mm	#91933 2.5mm
Fluid:	#5474 FT 35wt	#5472 FT 30t
Spring:	1Up Yellow	1Up Gold
Limiters:	Int: 1mm Ext: 0mm	Int: 0mm Ext: 0mm
Stroke:	22.0mm	27.55mm
Eyelet:	+2mm	+4mm
Cup Offset:	0 <input type="checkbox"/> +5 <input checked="" type="checkbox"/> +9 <input type="checkbox"/>	0 <input type="checkbox"/> +5 <input type="checkbox"/> +9 <input type="checkbox"/>
Kashima Bodies:	<input type="checkbox"/>	Chrome Shafts: <input type="checkbox"/> Machined Spacers: <input type="checkbox"/>
Notes:		

Track Info:

Size:	Medium
Surface:	Natural Dirt
Traction:	High
Moisture:	None
Condition:	Grooves Up w/ Marbeling
Temperature:	80F
Notes:	

Tires:

Front Tires:	Pro-Line 4wd Bald Eagles (Sidewalls Glued)
Front Compound:	S3
Front Insert:	JConcepts RM2 (V-Cut)
Rear Tires:	Pro-Line Bald Eagles
Rear Compound:	S3
Rear Insert:	JConcepts RM2 (V-Cut)
Wheel (F/R):	#9690 & #9695 Team Associated 12mm
Notes:	

Body, Weight:

Body:	#92422 RC10B7
Front Wing:	JConcepts Upper Wing
Rear Wing:	Pro-Line Air Force 7"
Wing Angle:	0° <input type="checkbox"/> 3° <input type="checkbox"/> 6° <input checked="" type="checkbox"/>
Chassis Length:	#92400 RC10B7
Servo Weights:	None
Electronic Weights:	#91975 FT Carbon Fiber
Total Vehicle Weight:	1510g

Vehicle Comments:

Notes:	1Up Titanium Screw & Turnbuckle Kit
	R1 Titanium Rear Axles
	#92402 FT Side Rails
	#92406 FT Gearbox