

Front Suspension:

Reset Forms

Ride Height:	22 mm
Camber:	-1°
Toe:	+1°
Arm Type:	#91673 Gullwing, Hard
Tower Type:	#91663 Gullwing
Caster Block Insert:	5°
Bulkhead Type:	#91656 Plastic
Kick-Up Angle:	25°
Wheel Hex:	#91683 Titanium
Notes:	#91668 FT Aluminum Steering Bellcranks #91667 Plastic Steering Rack #1366 FT Aluminum Servo Horn, 25T

Anti Roll Bar:

None

White (0.8mm)

Gray (0.9mm)

Blue (1.0mm)

Other:

Bump Steer Spacing: 0 mm

Axle Height:

+3

+2

+1

0

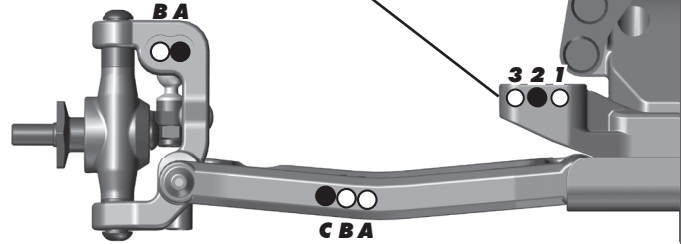

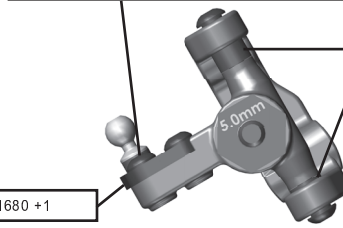
Ball Stud Spacing: 0mm

Steering Plate: #91680 +1

Steering Stop Spacing: 0

Ball Stud Spacing: 1.0 mm

Caster Block Spacing: 1 mm



Rear Suspension:

Ride Height:	22 mm
Camber:	-1°
Wheel Hex:	#91609 5.0 mm
Hub Spacing:	Forward <input checked="" type="checkbox"/> Middle <input type="checkbox"/> Back <input type="checkbox"/>
Shock Mounting Position:	Front of Arm <input checked="" type="checkbox"/> Rear of Arm <input type="checkbox"/>
Notes:	#91690 Brass "C" Arm Mount, 25G #91688 Aluminum "D" Arm Mount B5 Hubs With 67mm Bones (+4mm Back Row Inside)

Anti Roll Bar:

None

White (1.2mm)

Gray (1.3mm)

Blue (1.4mm)

Other:

Rear Hub Link Setting:

Up



Down



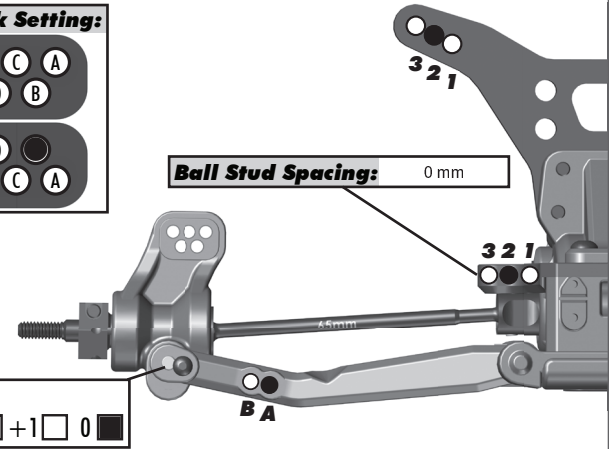
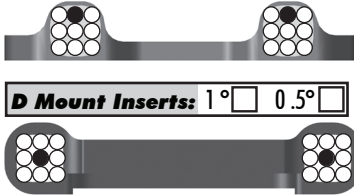
C Mount Inserts: 1° 0.5°

D Mount Inserts: 1° 0.5°

Hub Insert:

+3 +2 +1 0

Ball Stud Spacing: 0 mm



Electronics:

Radio: Sanwa M12S	Servo: Reedy RT11408
EPA: Throttle: 100 %	Brake: 79% %
ESC: Reedy Blackbox 501R #27004	
ESC Settings: N/A	
Motor: Reedy M3 (Reedy #273 12.5mm Spec Rotor)	
Wind: 7.5	Timing: 20°
Pinion: 21	Spur: 78
Battery: Reedy Zapper 70C #27308	
Battery Position: 4F	

Drivetrains:

Transmission:

3 Gear: **4 Gear:**

Stand Up: **Lay Down:**

Differential:

Ball Diff: **Gear Diff:**

Notes: #6584 Ceramic Diff Balls

Slipper Clutch:

Type: Team Associated #7495 Vented V2

of Pads: 2 - #91197 LCF Slipper Pads

Shocks:

	Front	Rear
Piston:	3 x 1.5 Flat	3 x 1.5 Flat
Fluid:	35 wt	30 wt
Spring:	AE Blue	AE Green
Limiters:	2	0
Stroke:	20.5 mm	28.0 mm
Eyelet Length:	Long	Short
Cup Offset:	5 mm	5 mm
Notes:	#91494 Machined Internals, #91493 X-Rings	



Track Info:

Size: Small Medium Large Extra Large

Surface: Dirt Carpet AstroTurf Multi Surface

Traction: Low Medium High Very High

Moisture: Dry Damp Wet

Condition: Indoor Outdoor Dusty Hard Packed
Bumpy Grooved Smooth Loamy

Temperature: Ambient: 65F Track: 65F

Notes: More grip as the day goes on

Tires:

Front Tires: JConcepts Dirt Webs

Front Compound: Gold

Front Insert: JConcepts Dirt Tech

Rear Tires: JConcepts Dirt Webs

Rear Compound: Gold

Rear Insert: JConcepts Dirt Tech

Wheel (F/R): JConcepts Mono

Notes:

Body, Wing, Weight:

Body: JConcepts S2 Lightweight

Wing: JC Aero Short Cord / JC Narrow Front Wing

Wing Angle: 0° 3° 6°

Servo Weights: None Aluminum Steel Other

Electronic Weights: None Aluminum Steel Other

Total Vehicle Weight: 1547g

Vehicle Comments:

Notes: #91755 Ti Screw Kit (only used above chassis); #91576 & #91578 Kashima Shock Bodies; #91616 & 91620 Chrome Shock Shafts; #91449 Plastic Shock Caps