



For Immediate Release: March 16, 2021

## RC10B6.3D Team Kit

#90030



ELECTRIC ▪ OFF ROAD ▪ 1:10 SCALE ▪ 2 WHEEL DRIVE ▪ KIT

**The engineering continues.** The RC10B6.3D continues the trend of refinement and reliable performance set forth by its predecessors. With an all-new wide-pivot rear end and chassis-mounted servo mount, the RC10B6.3D is unmatched in stability and confidence.

Performance isn't the only category that has been improved for this generation; durability has also taken a step forward by resolving issues such as bending wing mounts, steering bellcrank screw breakage, and excessive steering linkage play. Additional new features designed with the racer in mind: an integrated transponder mount, +4mm shock rod ends, tie-rod battery brace hardware and linkage are included, 2-wire and 3-wire containing clips, rear shock tower guards, and a redesigned smooth front shock tower guard to cover the exposed screw heads so they won't pack with dirt.

The #90030 RC10B6.3D is the clay/dirt variant which includes both 3-gear Layback and Laydown Stealth® transmissions for tuning weight bias, 19mm Octalock slipper pad (*premium LCF pad material included in kit!*), standard length chassis, aluminum chassis weight for under the ESC, and our tried-and-true ball differential. The kit setup has been optimized so you can have a competitive race car straight out of the box.

## HIGHLIGHTS

# RC10 B6.3D TEAM KIT




3-gear Laydown Stealth™ transmission for lower and forward CG




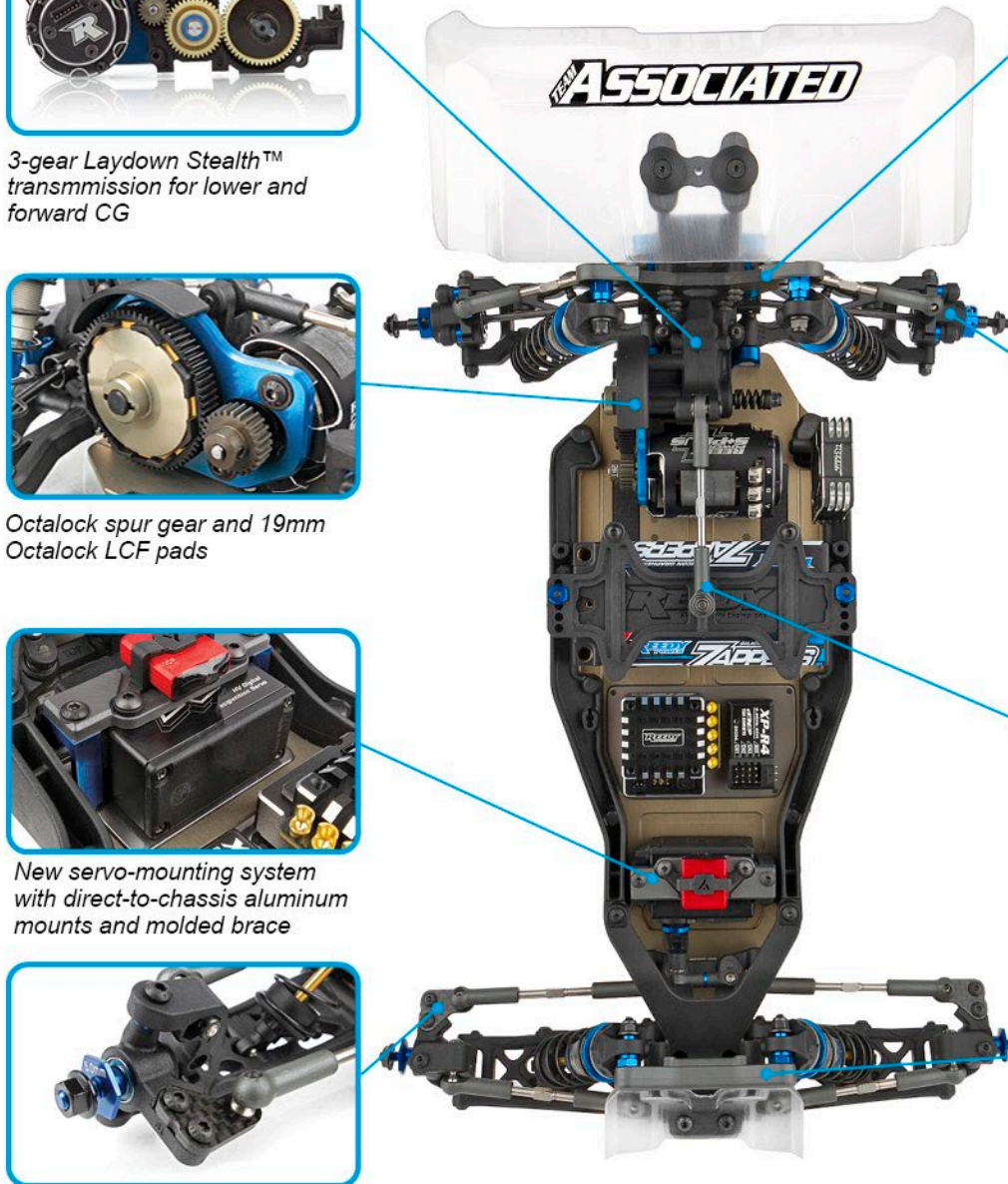
Octalock spur gear and 19mm Octalock LCF pads




New servo-mounting system with direct-to-chassis aluminum mounts and molded brace



Bolt-on +1 carbon-fiber steering arms for improved steering response



New wide pivot rear aluminum arm mounts for use with 73mm arms and 69mm CVA bones



2-piece rear hubs with aluminum hub link mount



Rod end battery brace parts and hardware included in kit



Updated carbon-fiber front and rear shock towers with new molded protective covers

Due to ongoing R&D, photos may not match final kit. Vehicle shown on these pages equipped with items NOT included in kit: Reedy motor, battery, ESC, servo, receiver, wheels, tires, fan, and pinion gear. Assembly and painting required.

## MORE FEATURES

### New Features:

- New wide pivot rear aluminum arm mounts for use with 73mm arms and 69mm CVA bones gives more predictable rear traction and an easy-to-drive rear-end feel
- New servo mounting system with aluminum chassis mounts and molded brace is much easier to assemble and has an integrated transponder mount
- New molded front and rear tower covers and attachment system for a smooth surface, covered mount screws to stop them from packing with dirt, and protects the edges of the carbon fiber from damage and from damaging the track surface
- Octalock spur gear and 19mm Octalock LCF pads for smooth and consistent clutch performance
- Tie-rod battery brace parts and hardware included in kit for tuning additional chassis flex
- Molded wire clips included for motor and ESC wires to keep your wiring organized

### Updated Features:

- Updated carbon fiber front and rear shock towers with finer hole spacing adjustment
- Updated standard-length chassis and side rails for use with new direct-to-chassis servo mount that gives a more direct steering feel and predictable chassis twist going into and out of corners
- Updated top plate that keys to a new steering bellcrank brace for increased durability
- Updated rear wing mounts for more durability and less bending
- Set screw and flanged nut rear bottom shock mounting hardware for quick-and-easy shock removal
- +1 carbon fiber steering arms
- Black steel M4 low profile (LP) serrated wheel nuts

### Legacy Features:

- 3-gear Laydown Stealth® transmission assembly for optimal mass balance on high-grip clay track surfaces
- V2 12mm Big Bore threaded aluminum shock with X-rings for low friction shock action
- Machined shock pistons for more precise fit and smoother operation
- V2 12mm shock springs for lower achievable ride height and nimbler feel
- Aluminum rear ballstud mount with three link positions for maximum adjustability and added strength
- Factory Team ball bearing set with 24 precision ball bearings, now oiled instead of greased for more efficient drivetrain
- Easy-access differential with 0, 1, 2, and 3mm height adjustment inserts included. (RC10B6.3D comes

## SPECIFICATIONS

<b>Scale</b>	1:10
<b>Power</b>	Electric
<b>Length</b> (w/wing)	390mm (15.4")
<b>Width</b>	Varies
<b>Weight</b> (chassis only)	821g (1.81 lbs)
<b>Wheelbase</b>	280-282mm (11.0-11.1")
<b>Drive</b>	2WD

## ITEMS NEEDED TO COMPLETE

- 1:10 scale electric motor and electronic speed control
- 7.4V, 7.6V 2S LiPo with "shorty" battery dimensions (Reedy batteries #27363, #27364, #27365, #27366)
- Battery charger (#27203 Reedy 1416-C2L Dual AC/DC Competition Balance Charger))
- 2-channel surface transmitter
- 2-channel receiver
- Steering servo (#27100, #27101, #27109, #27118, #27119)
- Lexan™-specific spray paint for body
- 1:10 scale off-road wheels and tires
- Pinion gear
- Other helpful items: Silicone shock fluid, Silicone diff fluid, FT body scissors (#1737), FT body reamer (#1499), FT hex/nut driver set (#1519), CA tire adhesive (#1597), Hobby knife, Needle nose pliers, Wire cutters, Soldering iron, Calipers or precision ruler

with a ball differential.) Height-adjustment inserts allow driveshaft alignment through all ride height and axle height configurations

- Rear hub assembly with aluminum vertical ball stud camber link mount and axle height inserts for precise roll center adjustment
- Front wing mount and front wing included to increased downforce and front grip
- Integrated 30mm fan mount (fan not included) to prevent motor fade due to overheating
- 69mm CVA bones for reduced bone plunge and minimized friction at drive pin
- The symmetric rear arms with improved geometry and stiffness can be flipped to allow a “split” for rear shock mounting position. Arms are available in 73mm and 75mm lengths (73mm included)
- Outer rear hinge pin is captured with bolt head and lock nut for increased durability
- Aluminum ESC weight (13g) for low CG and easy electronics removal for cleaning
- 5mm aluminum clamping wheel hexes
- Lightweight aluminum one-piece top shaft and gear
- Body designed with lower center of mass improves handling on high-grip surfaces (clear body and wing included)

## CATALOG INFORMATION

UPC	Part No.	Description	MAP	MSRP	Available
784695900301	90030	RC10B6.3D Team Kit	\$349.99	\$514.99	April 2021

Download all above available zipped photos here: <https://bit.ly/3bRK7b6> (36.1MB). Link is active for 30 days.



21062 Bake Pkwy  
Lake Forest CA 92630  
[www.AssociatedElectrics.com](http://www.AssociatedElectrics.com)

