

Front Suspension:

Reset Forms

Ride Height:	20 mm
Camber:	-1°
Toe:	0° (Tierod Gap = 27.6 mm)
Arm Type:	#91674 Gullwing, Hard
Tower Type:	#91768 Gullwing
Caster Block Insert:	5°
Steering Block:	4
Bulkhead Type:	#91656 Plastic
Kick-Up Angle:	25°
Wheel Hex:	#91683 Titanium
Notes:	#1366 FT Aluminum Servo Horn, 25T #91667 Plastic Steering Rack #91668 Aluminum Steering Bellcranks JConcepts Servo Mount

Anti Roll Bar:

White (0.8mm)

Gray (0.9mm)

Blue (1.0mm)

Other:

Bump Steer Spacing: 0 mm

Axle Height:

+3

+2

+1

0

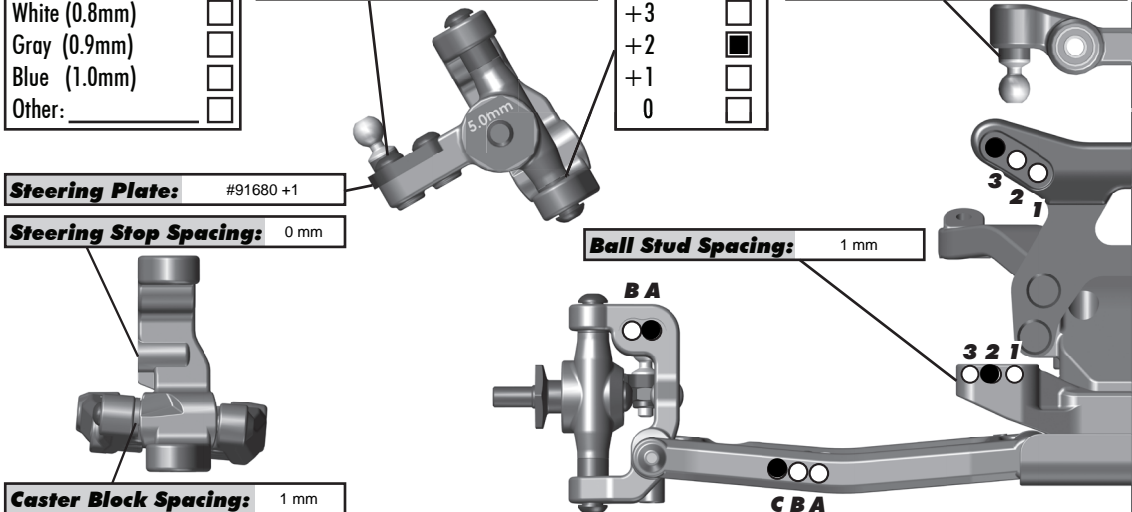
Ball Stud Spacing: 1 mm

Steering Plate: #91680 +1

Steering Stop Spacing: 0 mm

Ball Stud Spacing: 1 mm

Caster Block Spacing: 1 mm



Rear Suspension:

Ride Height:	20 mm
Camber:	-1°
Tower Type:	#91769 Standard
Wheel Hex:	#71034 FT 6.0 mm
CVA Bone Length:	#91434 67 mm
CVA Pin Location:	Towards Hex
Hub Spacing:	Forward <input type="checkbox"/> Middle <input checked="" type="checkbox"/> Back <input type="checkbox"/>
Shock Mounting Position:	Front of Arm <input checked="" type="checkbox"/> Rear of Arm <input type="checkbox"/>
Notes:	

Anti Roll Bar:

White (1.2mm)

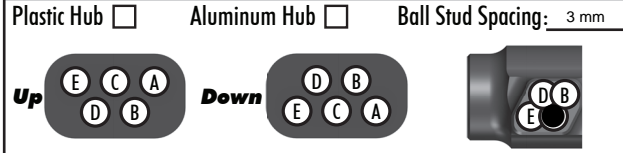
Gray (1.3mm)

Blue (1.4mm)

Other:

Rear Hub Link Setting:

Plastic Hub Aluminum Hub Ball Stud Spacing: 3 mm



C Mount Inserts: 1° 0.5°

Aluminum Brass

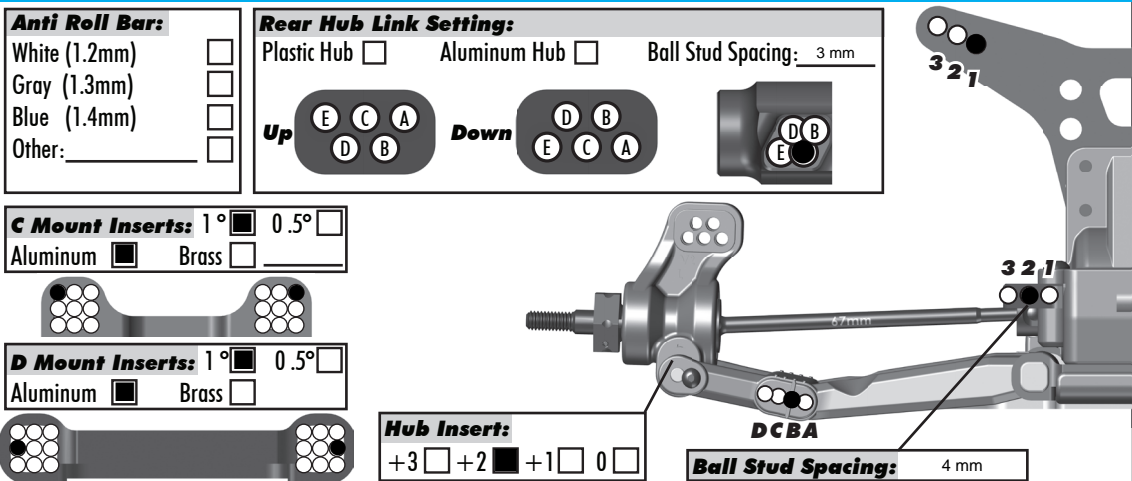
D Mount Inserts: 1° 0.5°

Aluminum Brass

Hub Insert:

+3 +2 +1 0

Ball Stud Spacing: 4 mm



Electronics:

Radio: Sanwa M12S	Servo: #27109 Reedy RT1408
EPA: Throttle: 100 %	Brake: 100 %
ESC: #27004 Reedy Blackbox 510R	
ESC Settings: See Setup Sheet	
Motor: Reedy M3	
Wind: 7.5	Timing: 20°
Pinion: #1340 FT 22T Pinion	Spur: 78
Battery: #27323 Reedy Zappers SG 5800 80C	
Battery Position: 5F	

Drivetrains:

Transmission:	Laydown: <input checked="" type="checkbox"/>
3 Gear: <input checked="" type="checkbox"/>	Layback: <input type="checkbox"/>
4 Gear: <input type="checkbox"/>	Stand Up: <input type="checkbox"/>
Differential:	Ball Diff: <input checked="" type="checkbox"/>
Height: 2	Gear Diff: <input type="checkbox"/>
Notes:	

Slipper Clutches:

Type: B6.1 Vented Slipper Hubs
of Pads: 2 x #91197 LCF

Shocks:

	Front	Rear
Piston:	1x1.6+1x1.7 Flat Machined	2 x 1.7 Flat Drilled
Fluid:	32.5 wt	30 wt
Spring:	#91329 V1 Gray	#91337 V1 White
Limiters:	0	0 Internal / 2 External
Stroke:	24.0 mm	29.5 mm
Eyelet Length:	Short	Short
Cup Offset:	5 mm	5 mm
Notes:	#91494 Machined Shock Spacers V2	



Track Info:

Size: Small <input type="checkbox"/> Medium <input checked="" type="checkbox"/> Large <input type="checkbox"/> Extra Large <input type="checkbox"/>
Surface: Dirt <input checked="" type="checkbox"/> Carpet <input type="checkbox"/> AstroTurf <input type="checkbox"/> Multi Surface <input type="checkbox"/>
Traction: Low <input type="checkbox"/> Medium <input type="checkbox"/> High <input checked="" type="checkbox"/> Very High <input checked="" type="checkbox"/>
Moisture: Dry <input checked="" type="checkbox"/> Damp <input type="checkbox"/> Wet <input type="checkbox"/>
Condition: Indoor <input checked="" type="checkbox"/> Outdoor <input type="checkbox"/> Dusty <input checked="" type="checkbox"/> Hard Packed <input checked="" type="checkbox"/> Bumpy <input type="checkbox"/> Grooved <input checked="" type="checkbox"/> Smooth <input checked="" type="checkbox"/> Loamy <input type="checkbox"/>
Temperature: Ambient: 70F Track: 70F
Notes:

Tires:

Front Tires: JConcepts Space Bars
Front Compound: Prototype
Front Insert: JConcepts 2wd Dirt Tech
Rear Tires: JConcepts Space Bars
Rear Compound: Prototype
Rear Insert: JConcepts Dirt Tech
Wheel (F/R): JConcepts Mono
Notes: Liquid Wrench Penetrating Oil

Body, Wing, Weight:

Body: JConcepts F2 Lightweight
Wing: JC Lower Front Wing / JC S-Type (Flush With Tower)
Wing Angle: 0° <input type="checkbox"/> 3° <input type="checkbox"/> 6° <input checked="" type="checkbox"/>
Servo Weights: None <input checked="" type="checkbox"/> Aluminum <input type="checkbox"/> Steel <input type="checkbox"/> Other <input type="checkbox"/>
Electronic Weights: None <input type="checkbox"/> Aluminum <input checked="" type="checkbox"/> Steel <input type="checkbox"/> Other <input type="checkbox"/>
Total Vehicle Weight: 1580g

Vehicle Comments:

Notes: #91755 Ti Screw Kit (only used above chassis); #91652 Side Rails, Standard; #91697 & 91620 Chrome Shock Shafts; #91576 & 91577 Fox Shock Bodies; #27304 Reedy Battery Weight (36 g);