

Front Suspension:

Reset Forms

Ride Height:	15 mm
Camber:	-3* (Tierod Gap = 26.6 mm)
Toe:	0* (Tierod Gap = 29 mm)
Arm Type:	#91673 Gullwing, Standard
Tower Type:	#91768 Gullwing
Caster Block Insert:	5*
Steering Block:	3
Bulkhead Type:	#91659 Brass
Kick-Up Angle:	25*
Wheel Hex:	#91682 Aluminum
Notes:	#1366 FT Aluminum Servo Horn, 25T #91668 FT Aluminum Steering Bellcranks

Anti Roll Bar:

White (0.8mm)

Gray (0.9mm)

Blue (1.0mm)

Other:

Bump Steer Spacing: 0 mm

Axle Height:

+3

+2

+1

0

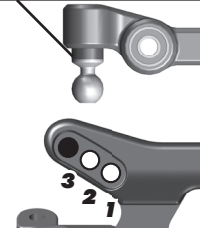
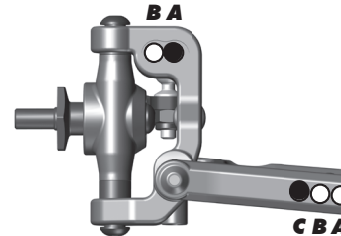

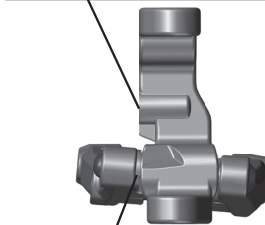
Ball Stud Spacing: 0 mm

Steering Plate: #91679

Steering Stop Spacing: 0 mm

Ball Stud Spacing: 0 mm

Caster Block Spacing: 1 mm



Rear Suspension:

Ride Height:	15 mm
Camber:	-3* (Tierod Gap = 26.3 mm)
Tower Type:	#91769 Standard
Wheel Hex:	#91610 FT 7.0 mm
CVA Bone Length:	#91434 67 mm
CVA Pin Location:	Towards Hex
Hub Spacing:	Forward <input type="checkbox"/> Middle <input type="checkbox"/> Back <input checked="" type="checkbox"/>
Shock Mounting Position:	Front of Arm <input checked="" type="checkbox"/> Rear of Arm <input type="checkbox"/>
Notes:	#91777 B6.1 Rear Arms, Standard

Anti Roll Bar:

White (1.2mm)

Gray (1.3mm)

Blue (1.4mm)

Other:

Rear Hub Link Setting:

Plastic Hub Aluminum Hub Ball Stud Spacing: 3 mm



C Mount Inserts: 1° 0.5°

Aluminum Brass

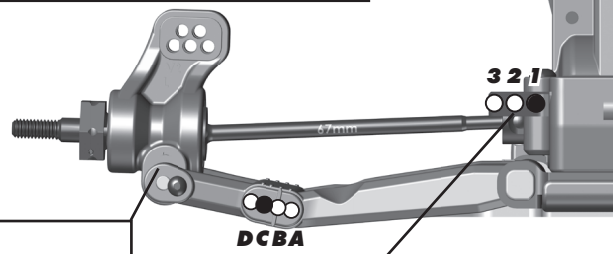
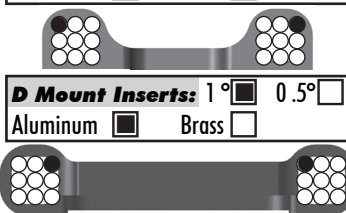
D Mount Inserts: 1° 0.5°

Aluminum Brass

Hub Insert:

+3 +2 +1 0

Ball Stud Spacing: 3.5 mm



Electronics:

Radio:	Sanwa M12S	Servo:	#27100 Reedy RS1206
EPA: Throttle:	100 %	Brake:	100 %
ESC:	#27004 Reedy Blackbox 510R		
ESC Settings:	See Setup Sheet		
Motor:	Reedy M3 (#275 12.5mm Mod Rotor)		
Wind:	6.5	Timing:	24*
Pinion:	22	Spur:	78
Battery:	#27338 Reedy Zappers SG2 4100 mAh 80C		
Battery Position:	5F		

Drivetrains:


Transmission:	Laydown: <input checked="" type="checkbox"/>
3 Gear: <input checked="" type="checkbox"/>	Layback: <input type="checkbox"/>
4 Gear: <input type="checkbox"/>	Stand Up: <input type="checkbox"/>
Differential:	Ball Diff: <input type="checkbox"/>
Height: 2	Gear Diff: <input checked="" type="checkbox"/>
Notes:	7,000 - 2 Gear - Plastic Cover

Slipper Clutch:

Type:	Team Associated HTC
# of Pads:	3 x #91197 LCF

Shocks:

	Front	Rear
Piston:	#91625 2x1.5 Flat Machined	#91626 2x1.6 Flat Machined
Fluid:	35 wt	30 wt
Spring:	#91835 Red V2	#91839 Gray V2
Limiters:	0 In / 1 Out	0
Stroke:	24.0 mm	27.0 mm
Eyelet Length:	Short	Long
Cup Offset:	5 mm	0 mm
Notes:	#91494 Machined Shock Spacers V2	



Track Info:

Size:	Small <input type="checkbox"/> Medium <input checked="" type="checkbox"/> Large <input type="checkbox"/> Extra Large <input type="checkbox"/>		
Surface:	Dirt <input type="checkbox"/> Carpet <input checked="" type="checkbox"/> Astroturf <input type="checkbox"/> Multi Surface <input type="checkbox"/>		
Traction:	Low <input type="checkbox"/> Medium <input type="checkbox"/> High <input type="checkbox"/> Very High <input checked="" type="checkbox"/>		
Moisture:	Dry <input type="checkbox"/> Damp <input checked="" type="checkbox"/> Wet <input type="checkbox"/>		
Condition:	Indoor <input checked="" type="checkbox"/> Outdoor <input type="checkbox"/> Dusty <input type="checkbox"/> Hard Packed <input type="checkbox"/> Bumpy <input type="checkbox"/> Grooved <input type="checkbox"/> Smooth <input checked="" type="checkbox"/> Loamy <input type="checkbox"/>		
Temperature: Ambient:	60F	Track:	60F
Notes:	Double Layer Lowes Gray Carpet		

Tires:

Front Tires:	JConcepts Swaggers
Front Compound:	Double Pink
Front Insert:	None
Rear Tires:	JConcepts Nessi
Rear Compound:	Double Pink
Rear Insert:	JConcepts Open Cell
Wheel (F/R):	Team Associated
Notes:	

Body, Wing, Weight:

Body:	#91828 Team Associated Lightweight
Wing:	JC Lower Front Wing / #91741 B6 Wing
Wing Angle:	0° <input type="checkbox"/> 3° <input type="checkbox"/> 6° <input checked="" type="checkbox"/>
Servo Weights:	None <input type="checkbox"/> Aluminum <input type="checkbox"/> Steel <input checked="" type="checkbox"/> Other <input type="checkbox"/>
Electronic Weights:	None <input type="checkbox"/> Aluminum <input type="checkbox"/> Steel <input checked="" type="checkbox"/> Other <input type="checkbox"/>
Total Vehicle Weight:	1575g

Vehicle Comments:

Notes: #91755 Ti Screw Kit (only used above chassis); #91576 & 91577 Fox Shock Bodies; #91616 & 91620 FT Chrome Shock Shafts; #27304 Reedy Battery Weight (2x36 g);