

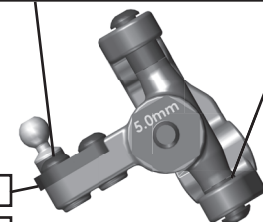
Front Suspension:

Reset Forms

Ride Height:	14 mm
Camber:	-3°
Toe:	0 (Tierod Gap = 27.5 mm)
Arm Type:	#91674 Gullwing, Hard
Tower Type:	#91768 Gullwing
Caster Block Insert:	2.5°
Steering Block:	3
Bulkhead Type:	#91659 Brass
Kick-Up Angle:	25°
Wheel Hex:	#91682 Aluminum
Notes:	#1366 FT Aluminum Servo Horn, 25T #91669 FT Aluminum Steering Rack #91668 FT Aluminum Steering Bellcranks


Anti Roll Bar:	White (0.8mm) <input type="checkbox"/>
	Gray (0.9mm) <input checked="" type="checkbox"/>
	Blue (1.0mm) <input type="checkbox"/>
	Other: <input type="checkbox"/>

Bump Steer Spacing:	0 mm
----------------------------	------

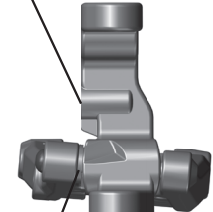


Axle Height:	+3 <input type="checkbox"/>
	+2 <input checked="" type="checkbox"/>
	+1 <input type="checkbox"/>
	0 <input type="checkbox"/>

Ball Stud Spacing:	0 mm
---------------------------	------



Steering Plate:	#91679, B6 Standard
Steering Stop Spacing:	0 mm



Ball Stud Spacing:	1 mm
---------------------------	------





Caster Block Spacing:	1 mm
------------------------------	------



Rear Suspension:

Ride Height:	14 mm
Camber:	-3°
Tower Type:	#91769 Standard
Wheel Hex:	#91610 FT Clamping Wheel Hex, 7.0 mm
CVA Bone Length:	#91434 67 mm
CVA Pin Location:	Towards Hex
Hub Spacing:	Forward <input type="checkbox"/> Middle <input type="checkbox"/> Back <input checked="" type="checkbox"/>
Shock Mounting Position:	Front of Arm <input checked="" type="checkbox"/> Rear of Arm <input type="checkbox"/>
Notes:	#91778 B6.1 Rear Arms, Hard (Shimmed Back 2 mm)

Anti Roll Bar:	White (1.2mm) <input type="checkbox"/>
	Gray (1.3mm) <input checked="" type="checkbox"/>
	Blue (1.4mm) <input type="checkbox"/>
	Other: <input type="checkbox"/>

Rear Hub Link Setting:	Plastic Hub <input type="checkbox"/> Aluminum Hub <input type="checkbox"/> Ball Stud Spacing: 3 mm
Up	
Down	

C Mount Inserts:	1° <input checked="" type="checkbox"/> 0.5° <input type="checkbox"/>
	Aluminum <input checked="" type="checkbox"/> Brass <input type="checkbox"/>



D Mount Inserts:	1° <input checked="" type="checkbox"/> 0.5° <input type="checkbox"/>
	Aluminum <input checked="" type="checkbox"/> Brass <input type="checkbox"/>



Hub Insert:	+3 <input checked="" type="checkbox"/> +2 <input type="checkbox"/> +1 <input type="checkbox"/> 0 <input type="checkbox"/>
--------------------	---

Ball Stud Spacing:	3 mm
---------------------------	------



Electronics:

Radio:	Sanwa M12S	Servo:	#27100 Reedy RS1206
EPA: Throttle:	100 %	Brake:	100 %
ESC:	#27004 Reedy Blackbox 510R		
ESC Settings:	See Setup Sheet		
Motor:	Reedy M3 (#276 13.0mm Mod Rotor)		
Wind:	6.5	Timing:	22°
Pinion:	21	Spur:	78
Battery:	#27338 Reedy Zappers SG2 4100 mAh 80C + #91744 FT Battery Weight 58 g		
Battery Position:	5F		

Drivetrains:


Transmission:	Laydown: <input checked="" type="checkbox"/>
3 Gear: <input checked="" type="checkbox"/>	Layback: <input type="checkbox"/>
4 Gear: <input type="checkbox"/>	Stand Up: <input type="checkbox"/>
Differential:	Ball Diff: <input type="checkbox"/>
Height: 2	Gear Diff: <input checked="" type="checkbox"/>
Notes:	20,000 - 4 Gear

Slipper Clutch:

Type:	Team Associated
# of Pads:	2 x White

Shocks:

	Front	Rear
Piston:	#91625 2x1.5 Flat Machined	#91626 2x1.6 Flat Machined
Fluid:	#5429 FT 35 wt	#5422 FT 30 wt
Spring:	#91834 Yellow V2	#91840 Blue V2
Limiters:	0 In / 1 Out	0
Stroke:	23.5 mm	27.5 mm
Eyelet Length:	Short	Long
Cup Offset:	5 mm	0 mm
Notes:	#91494 Machined Shock Spacers V2 / X-Rings	



Track Info:

Size:	Small <input type="checkbox"/> Medium <input checked="" type="checkbox"/> Large <input type="checkbox"/> Extra Large <input type="checkbox"/>		
Surface:	Dirt <input type="checkbox"/> Carpet <input checked="" type="checkbox"/> Astroturf <input type="checkbox"/> Multi Surface <input type="checkbox"/>		
Traction:	Low <input type="checkbox"/> Medium <input checked="" type="checkbox"/> High <input type="checkbox"/> Very High <input checked="" type="checkbox"/>		
Moisture:	Dry <input checked="" type="checkbox"/> Damp <input type="checkbox"/> Wet <input type="checkbox"/>		
Condition:	Indoor <input checked="" type="checkbox"/> Outdoor <input type="checkbox"/> Dusty <input type="checkbox"/> Hard Packed <input type="checkbox"/>		
	Bumpy <input type="checkbox"/> Grooved <input type="checkbox"/> Smooth <input checked="" type="checkbox"/> Loamy <input type="checkbox"/>		
Temperature: Ambient:	60F	Track:	60F
Notes:	CRC Black Carpet		

Tires:

Front Tires:	JConcepts Swaggers (Spec)
Front Compound:	Double Pink
Front Insert:	None
Rear Tires:	JConcepts Twin Pin (Spec)
Rear Compound:	Double Pink
Rear Insert:	JConcepts Open Cell
Wheel (F/R):	Team Associated Hex
Notes:	

Body, Wing, Weight:

Body:	JConcepts Finisher Lightweight
Wing:	JC Lower Front Wing / JC Carpet Wing
Wing Angle:	0° <input type="checkbox"/> 3° <input type="checkbox"/> 6° <input checked="" type="checkbox"/>
Servo Weights:	20g Behind Servo
	None <input type="checkbox"/> Aluminum <input checked="" type="checkbox"/> Steel <input type="checkbox"/> Other <input type="checkbox"/>
Electronic Weights:	
	None <input type="checkbox"/> Aluminum <input checked="" type="checkbox"/> Steel <input type="checkbox"/> Other <input type="checkbox"/>
Total Vehicle Weight:	1520g

Vehicle Comments:

Notes: #91755 Ti Screw Kit (only used above chassis); #91576 & 91577 Fox Shock Bodies; #91616 & 91620 FT Chrome Shock Shafts; #91796 FT Motor Plate, Graphite