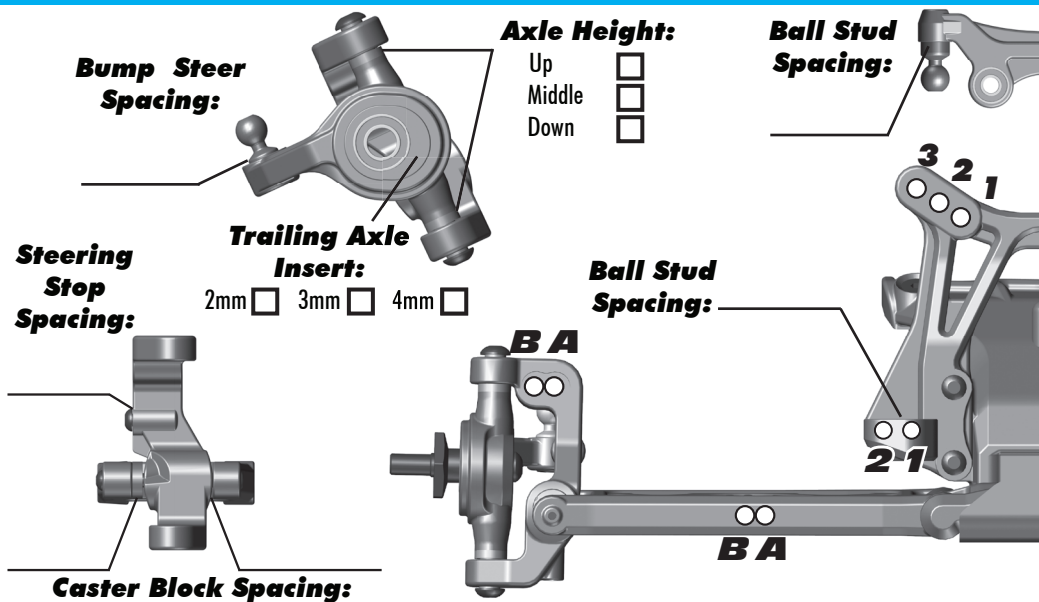


Front Suspension:

Camber: _____ °
Total Toe: _____ °
Ride Height: _____
Arm Type: _____
Tower Type: _____
Caster Block Insert: _____ °
Kick-Up Angle: _____ °
Wheel Hex: _____

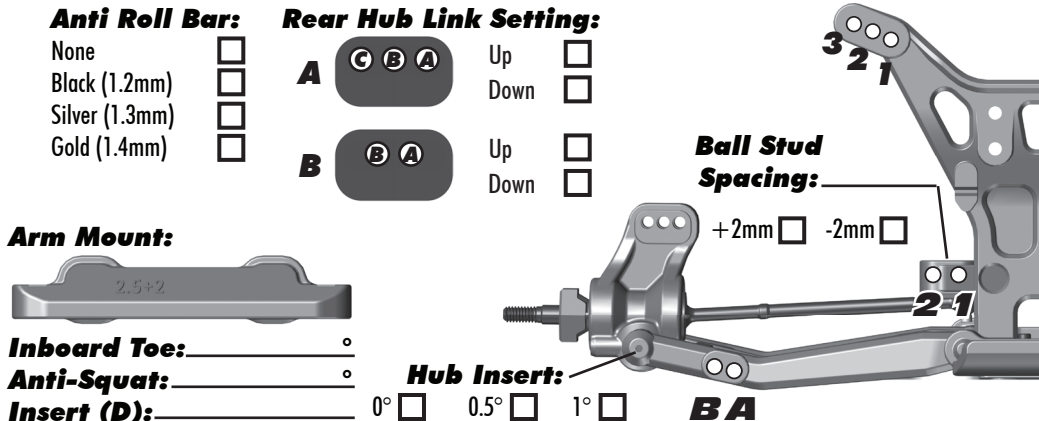
Notes: _____



Rear Suspension:

Camber: _____ °
Ride Height: _____
Wheel Hex: _____
Hub Spacing: Forward ☐ Middle ☐ Back ☐

Notes: _____



Electronics:

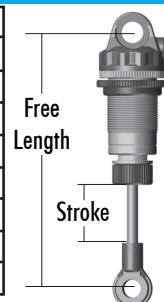
Radio: _____ **Servo:** _____
EPA: Throttle: _____ % **Brake:** _____ %
ESC: _____
ESC Settings: _____
Motor: _____
Wind: _____ **Timing:** _____
Pinion: _____ **Spur:** _____
Battery: _____
Battery Position: _____

Drivetrain:

Differential:
3 Gear: ☐ **4 Gear:** ☐
Ball Diff: ☐ **Gear Diff:** ☐
Notes: _____
Slipper Clutch:
Type: _____
of Pads: _____
Notes: _____

Shocks:

	Front	Rear
Piston:		
Oil:		
Spring:		
Limiters:		
Cup Offset:		
Stroke:		
Free Length:		
Notes:		



Track Info:

Size: Small ☐ Medium ☐ Large ☐ Extra Large ☐
Surfaces: Dirt ☐ Carpet ☐ Astroturf ☐ Multi Surface ☐
Traction: Low ☐ Medium ☐ High ☐ Very High ☐
Moisture: Dry ☐ Damp ☐ Wet ☐
Condition: Indoor ☐ Outdoor ☐ Dusty ☐ Hard Packed ☐
 Bumpy ☐ Grooved ☐ Smooth ☐ Loamy ☐

Temperature: Ambient: _____ Track: _____
Notes: _____

Tires:

Tires (F/R): _____ / _____
Compound (F/R): _____ / _____
Insert (F/R): _____ / _____
Wheel (F/R): _____ / _____
Notes: _____

Body, Wing & Chassis:

Body: _____
Wing: _____
Wing Angle: 0° ☐ 3° ☐ 6° ☐
Chassis: #91510 - B5M ☐ #91511 - B5M Lite ☐

Race Results:

Qualify: _____ **Main:** _____
Finish: _____ **TQ:** ☐
Best Lap Time: _____

Vehicle Comments:

Total Vehicle Weight: _____