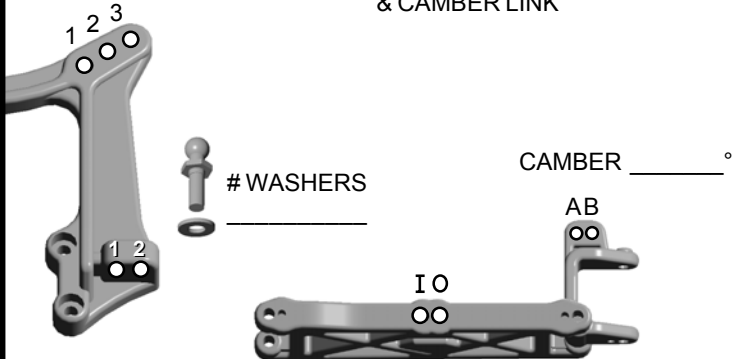


## SETUP SHEET for the Team Associated RC10B4

Driver \_\_\_\_\_  
 Track / City \_\_\_\_\_  
 Event \_\_\_\_\_ Date \_\_\_\_\_

### FRONT SHOCK MOUNTING & CAMBER LINK

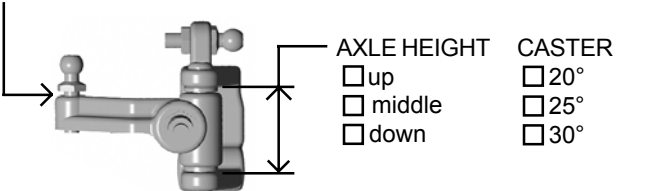


RIDE HEIGHT \_\_\_\_\_

CAMBER \_\_\_\_\_°

TOE-IN (+) / OUT (-) \_\_\_\_\_°

BUMP STEER SPACER \_\_\_\_\_



AXLE HEIGHT  up  middle  down

CASTER  20°  25°  30°

STEERING BLOCK  trailing  inline

### FRONT SHOCKS

OIL \_\_\_\_\_ wt

SPRING (color) \_\_\_\_\_ PISTON # \_\_\_\_\_

SHAFT  unobtainium  STD # LIMITERS \_\_\_\_\_

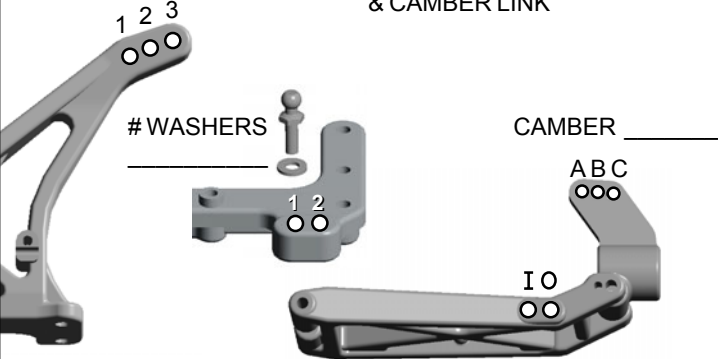
### FRONT TIRES & WHEELS

FRONT TIRES \_\_\_\_\_

INSERTS \_\_\_\_\_ WHEELS \_\_\_\_\_

TRACTION COMPOUND \_\_\_\_\_

### REAR SHOCK MOUNTING & CAMBER LINK



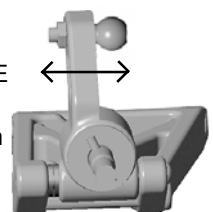
RIDE HEIGHT \_\_\_\_\_

CAMBER \_\_\_\_\_°

ANTI-SQUAT  0°  1°  2°  3°

ANTI-ROLL BAR  none  black (soft)  silver (med)  gold (heavy)

WHEELBASE  long  medium  short



### REAR SHOCKS

OIL \_\_\_\_\_ wt

SPRING (color) \_\_\_\_\_ PISTON # \_\_\_\_\_

SHAFT  unobtainium  STD # LIMITERS \_\_\_\_\_

### REAR TIRES & WHEELS

REAR TIRES \_\_\_\_\_

INSERTS \_\_\_\_\_ WHEELS \_\_\_\_\_

### RADIO/BATTERIES

RADIO \_\_\_\_\_ SERVO \_\_\_\_\_

ESC \_\_\_\_\_

DRAG BRAKE \_\_\_\_\_ INIT BRAKE \_\_\_\_\_

BATTERY PLACEMENT  front  rear

BATTERIES \_\_\_\_\_

### MOTOR

MOTOR & WIND \_\_\_\_\_

BRUSHES \_\_\_\_\_

SPRING \_\_\_\_\_

PINION / SPUR \_\_\_\_\_ / \_\_\_\_\_

### OTHER

BODY \_\_\_\_\_

WING \_\_\_\_\_

WING ANGLE  0°  3°  6°

CHASSIS \_\_\_\_\_

### CONDITIONS

smooth  sandy

bumpy  soft dirt

low traction  grass

med traction  blue groove

high traction  clay

wet  dusty

dry  other

### COMMENTS

\_\_\_\_\_