

ENDURO

1/10 SCALE READY-TO-RUN OFF ROAD TRAILWALKER 4X4

RTR
READY-TO-RUN

INCLUDES
LED
TWO PIECE LIGHT SET



CHASSIS FEATURES

A PERFORMANCE RIG BUILT TO ENDURE. When hitting the trail, you want to do it with confidence and the answer is the all-new Enduro Trail Truck!

At the heart of the Enduro is our revolutionary Stealth® X gearbox. Although the exterior appears to have a conventional 3-gear transmission look, the inside is far from conventional. The Stealth® X features the ability to adjust the rear drive ratio independently from the front drive in 3 levels. Stock overdrives the front end 5.7%, option 1 provides a one-to-one drive ratio front to rear and option 2 overdrives the front end 11.83%.

Feeding the power to the tires are 3-piece telescopic driveshafts with an extruded aluminum center section, universal front drive axles, and hardened steel ring and pinion gears. With the Enduro drivetrain, delivering useful power will not be an issue.


We relocated the steering link assembly from the conventional location, to behind the axle (BTA). This feature greatly improves approach angle and front end clearance, making rough terrain much easier to handle.

The Enduro Trail Truck comes ready for adventure right out of the box, with performance-driven Reedy Power electronics. The all-new, ultra-smooth and powerful, 16-turn 5-slot brushed crawler motor and Reedy Power SC400X electronic speed controller with T-plug connector; supply ample power to this tough rig. Controlling the beast on the trail is our new 3-channel XPI 30 2.4GHz radio and Reedy Power high-torque 1320MG metal gear servo.

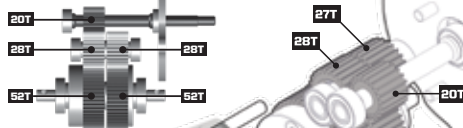
With all this packed in one box, we know the Enduro Trail Truck is ready for the trail – Are you?

BUY NOW

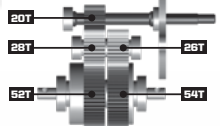
Option 1 (Sold Separately)
(1:1 No Overdrive)



Stock 5.7% Overdrive



Option 2 (Included)
11.83% Overdrive



OFFICIALLY LICENSED WHEELS AND TIRES: Gripping the trail is a set of officially licensed General Grabber™ A/T X tires molded in a high-performance, soft compound rubber. The General Grabber™ A/T tires are mounted on three-piece 1.55" beadlock wheels. No more worrying if your RTR tires will come unglued.

ELEMENT
BY ASSOCIATED ELECTRICS

YOUR JOURNEY BEGINS HERE!