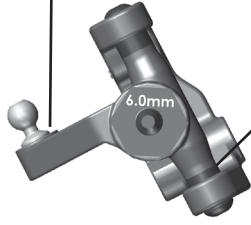



Front Suspension:

Ride Height: _____
 Camber: _____
 Toe: _____
 Arm Type: _____
 Tower Type: _____
 Wheel Hex Width: _____
 Steering Block: _____
 Bulkhead Type: _____
 Kick-Up Angle: _____
 Notes: _____

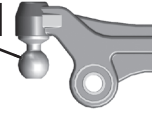
Bump Steer Spacing: _____



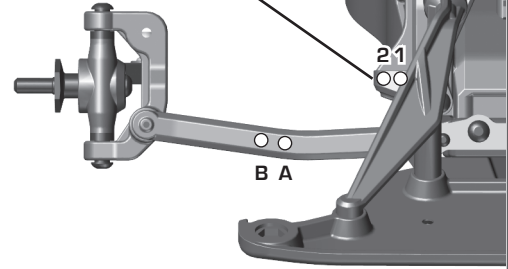
Axle Height:
 +3
 +2
 +1
 0



Ball Stud Spacing: _____

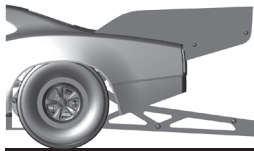
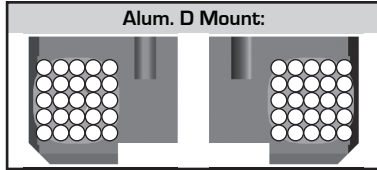

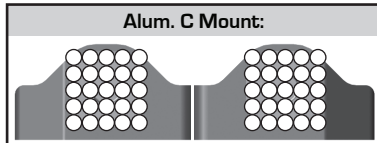


Ball Stud Spacing: _____



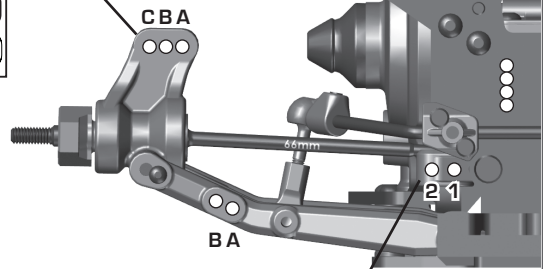
Rear Suspension:

Ride Height: _____
 Camber: _____
 Toe: _____
 Anti-Roll Bar: Yes No
 Arm Type: _____
 Wheel Hex Width: _____
 Notes: _____



Distance From Ground: _____

Ball Stud Spacing: _____



Ball Stud Spacing: _____

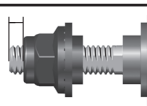
Electronics:

Radio: _____ Servo: _____
 EPA: Throttle: _____ % Brake: _____ %
 ESC: _____
 ESC Settings: _____
 Motor: _____
 Wind: _____ Timing: _____
 Pinion: _____ Spur: _____
 Battery: _____
 Battery Position: _____
 Battery Weight: _____

Drivetrain:

Differential Setting: _____
 Diff Fluid: _____
 Notes: _____

Slipper Clutch:

Type: _____
 # of Pads: _____
 Setting: _____

 Notes: _____

Shocks:

	Front	Rear
Piston:	_____	_____
Fluid:	_____	_____
Spring:	_____	_____
Limiters:	Int: _____ Ext: _____	Int: _____ Ext: _____
Stroke:	_____	_____
Eyelet Length:	_____	_____
Cup Offset:	_____	_____
Notes:	_____	



Track Info:

Burnout: Yes No Length: _____
 Burnout Surface: _____
 Surface: Asphalt Concrete Prep No-Prep
 Traction: Low Medium High Very High
 Temperature: Ambient: _____ Track: _____
 Tire Warmers: Yes No Time: _____ Temp: _____
 Notes: _____

Tires:

Front Tires: _____
 Front Compound: _____
 Front Insert: _____
 Rear Tires: _____
 Rear Compound: _____
 Rear Insert: _____
 Wheel (F/R): _____
 Notes: _____

Body, Weight:

Body: _____
 Body Notes: _____
 Chassis Weights: _____
 Chassis Notes: _____
 Vehicle Weight: Front: _____ Rear: _____
 Total Vehicle Weight: _____
 Notes: _____

Vehicle Comments: _____

FIND IT ON ASSOCIATEDELECTRICS.COM

CARS & TRUCKS



Vehicle Spare Parts

GO TO:

[AssociatedElectrics.com](#) →
[Team Associated tab](#) →
[Cars & Trucks](#) →
[Scroll to your vehicle](#) →
[Parts & Accessories link](#)

SETUP SHEETS & MANUALS



Setups and Manuals

GO TO:

[AssociatedElectrics.com](#) →
[Team Associated tab](#) →
[Manuals & Setups](#) →
[Scroll to your vehicle](#)

A-TEAM APPS



Tuning Guides & Tips

GO TO:

[AssociatedElectrics.com](#) →
[Support](#) →
[A-Team Apps](#)



Associated Electrics, Inc.

21062 Bake Parkway Lake Forest, CA 92630 USA

call: (949) 544-7500 - fax: (949) 544-7501

***Check out the following web sites for all of our kits, current products,
new releases, setup help, tips, and racing info!***

www.AssociatedElectrics.com

FOLLOW US ON SOCIAL MEDIA



**TeamAssociated
ReedyPower
ElementRC**



**@TeamAssociatedRC
@ReedyPower
@Element_RC**



**@Team_Associated
@ReedyPower**